



US00D483543S

(12) **United States Design Patent**
Stoll et al.

(10) **Patent No.:** **US D483,543 S**

(45) **Date of Patent:** **** Dec. 9, 2003**

(54) **MAILBOX**

(76) Inventors: **Stephen Stoll**, 706 Millstone, Rochester Hills, MI (US) 48309; **Wayne Summerhill**, 6620 Austin Peay Hwy., Arlington, TN (US) 38002

(**) Term: **14 Years**

(21) Appl. No.: **29/174,639**

(22) Filed: **Jan. 22, 2003**

(51) **LOC (7) Cl.** **99-00**

(52) **U.S. Cl.** **D99/29**

(58) **Field of Search** D99/28, 29, 31,
D99/32; 232/17, 19, 24, 34, 40, 43, 38,
45

(56) **References Cited**

U.S. PATENT DOCUMENTS

1,397,438 A * 11/1921 Martin 232/24
D326,344 S * 5/1992 Fitermann et al. D99/28
D354,610 S * 1/1995 Hassan D99/29
D354,827 S * 1/1995 Filipak et al. D99/29

5,573,178 A * 11/1996 Worden 232/24
D376,247 S * 12/1996 Swanson D99/28
D398,134 S * 9/1998 Taylor D99/29
D401,973 S * 12/1998 Isshiki et al. D99/28
D468,887 S * 1/2003 Shreve D99/29

* cited by examiner

Primary Examiner—Paula A. Mortimer

(74) *Attorney, Agent, or Firm*—Clark Hill PLC

(57) **CLAIM**

The ornamental design for a mailbox, as shown and described.

DESCRIPTION

FIG. 1 is a perspective view of a mailbox detailing my new design;

FIG. 2 is a front view thereof;

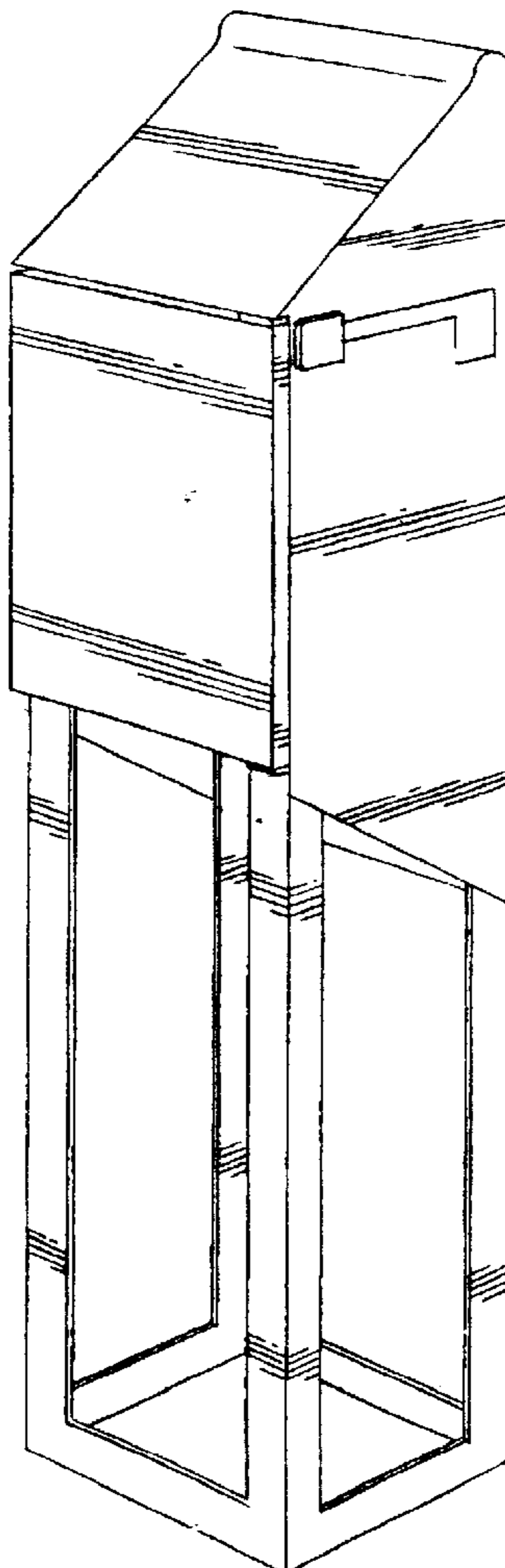
FIG. 3 is a top view thereof;

FIG. 4 is a right side view thereof;

FIG. 5 is a rear view thereof; and,

FIG. 6 is a left side view thereof.

1 Claim, 2 Drawing Sheets



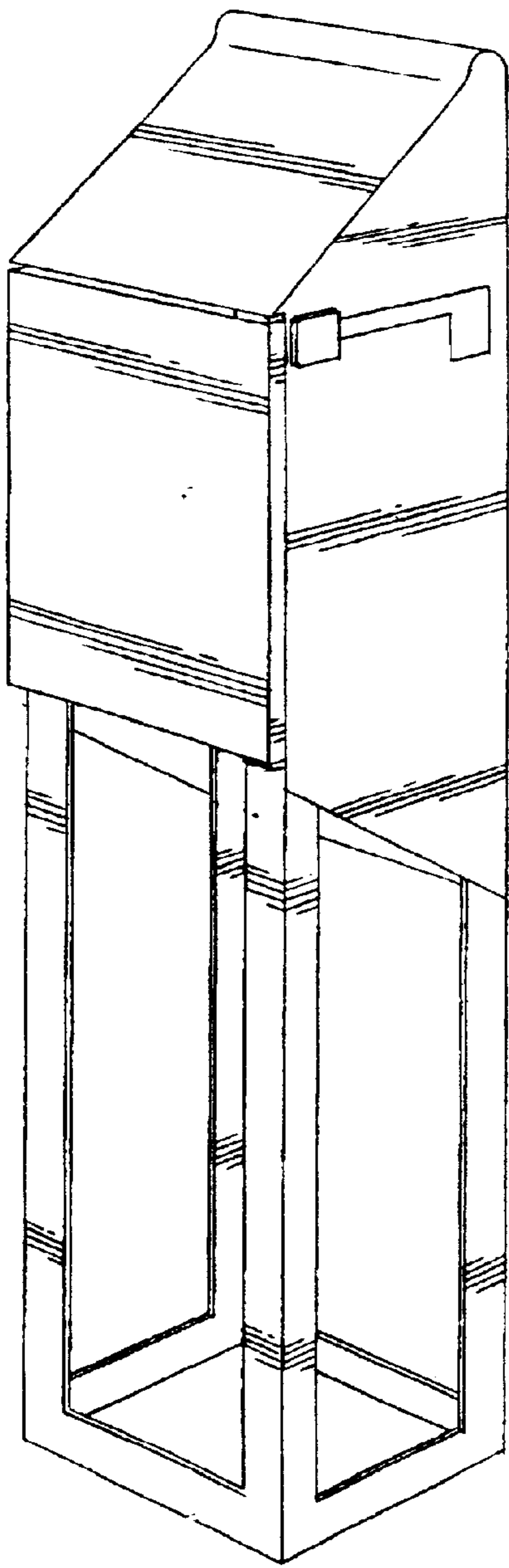


FIG. 1

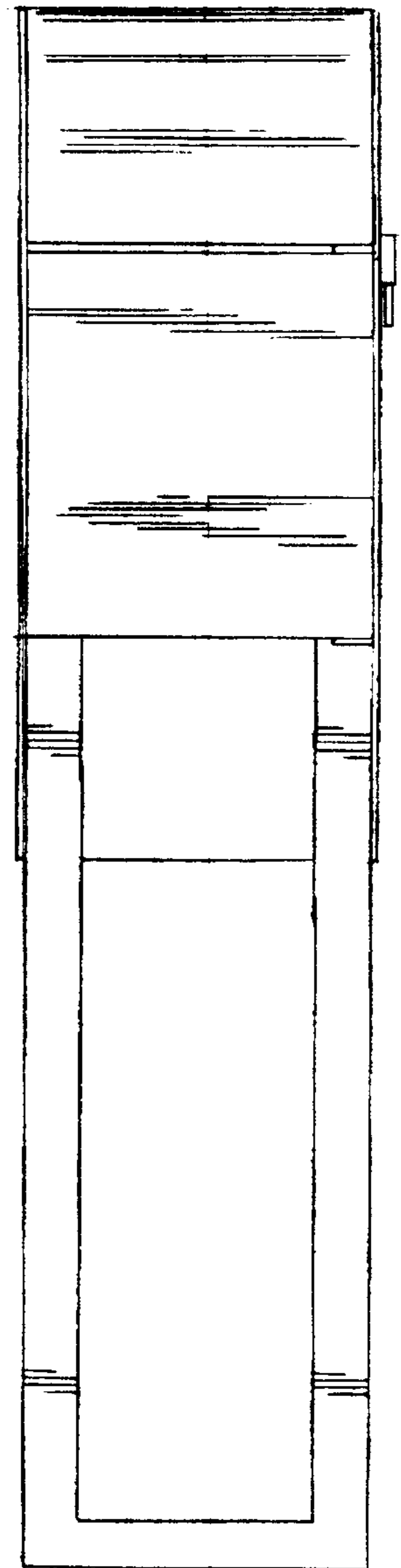


FIG. 2




FIG. 3

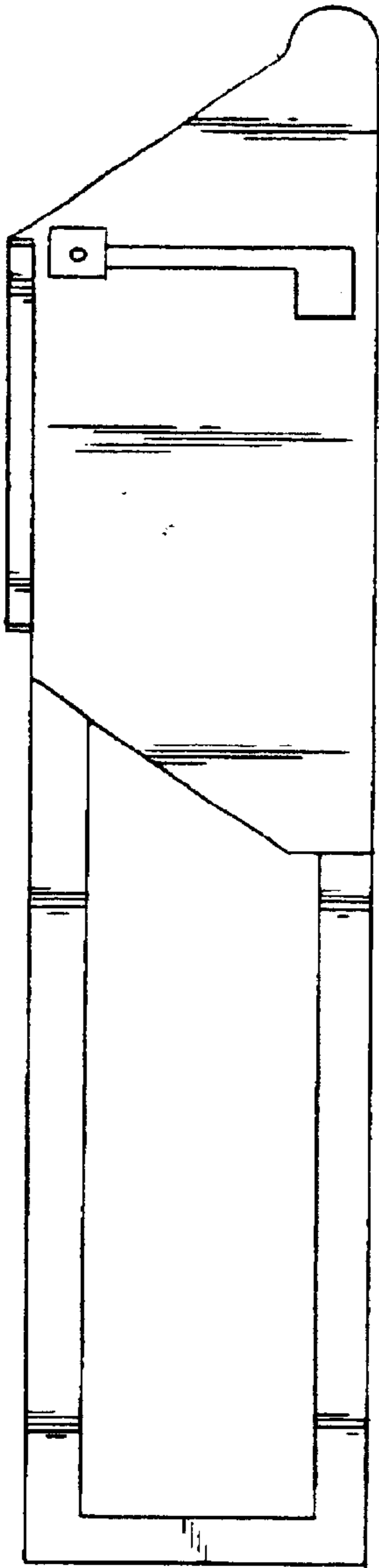


FIG. 4

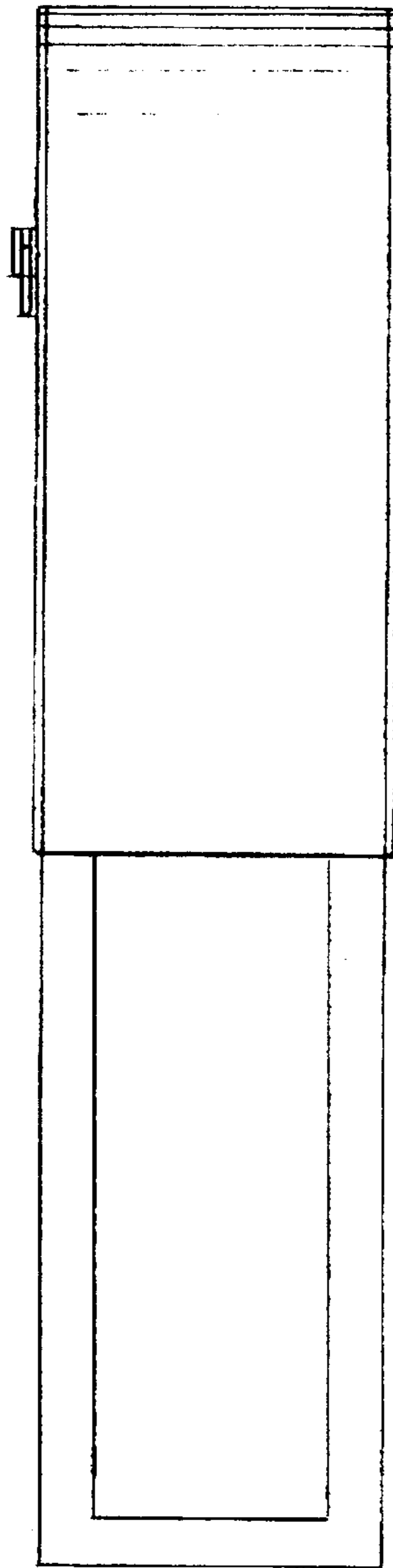


FIG. 5

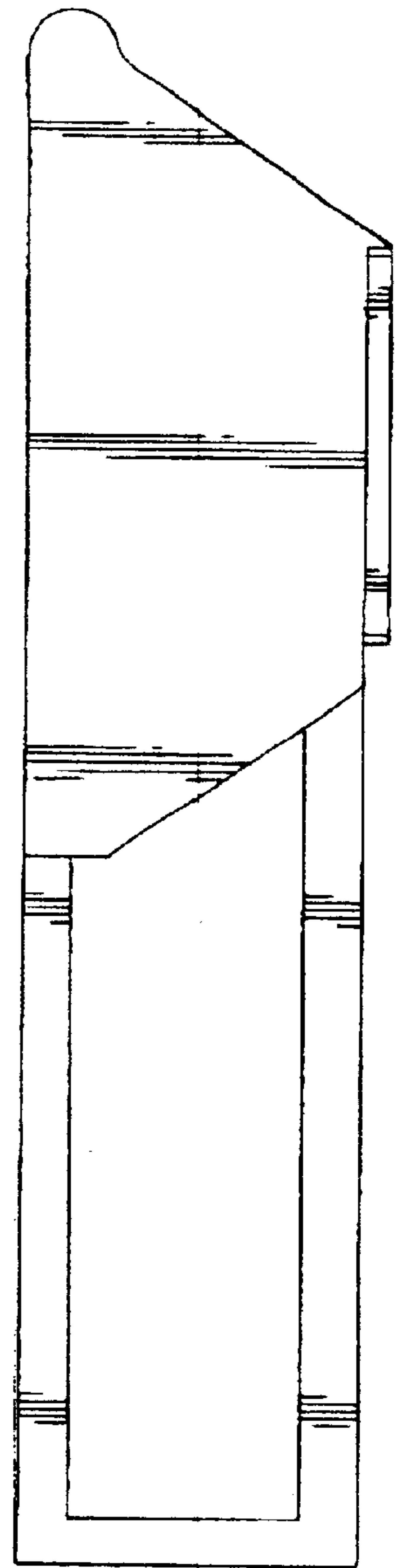


FIG. 6