



US00D483542S

(12) **United States Design Patent**
Carter, Jr. et al.

(10) **Patent No.:** **US D483,542 S**

(45) **Date of Patent:** **** Dec. 9, 2003**

(54) **MEMORIAL**

(76) Inventors: **James V. Carter, Jr.**, 1251 Hampton Hall Dr., NE., Atlanta, GA (US) 30319-1963; **Gloria Giesler**, 2000 Cobb Pkwy., SE., Marietta, GA (US) 30060

(**) **Term:** **14 Years**

(21) **Appl. No.:** **29/175,530**

(22) **Filed:** **Feb. 7, 2003**

(51) **LOC (7) Cl.** **25-03**

(52) **U.S. Cl.** **D99/17**

(58) **Field of Search** D99/17, 19; 27/1-10; D11/131; D6/300; 47/39, 41.1; 52/103

(56) **References Cited**

U.S. PATENT DOCUMENTS

D173,857 S	*	1/1955	Rettman	D99/19
D173,858 S	*	1/1955	Rettman	D99/19
D177,763 S	*	5/1956	Rettman	D99/19
D179,919 S	*	3/1957	Rettman	D99/19

3,001,326 A	*	9/1961	O'Brien et al.	47/41.1
3,142,934 A	*	8/1964	Mehling	47/39
D293,958 S	*	1/1988	Miller	D99/17
D320,364 S	*	10/1991	Hernandez	D11/131
D381,182 S	*	7/1997	Whited	D99/17

* cited by examiner

Primary Examiner—Paula A. Mortimer

(74) *Attorney, Agent, or Firm*—Rodgers & Rodgers

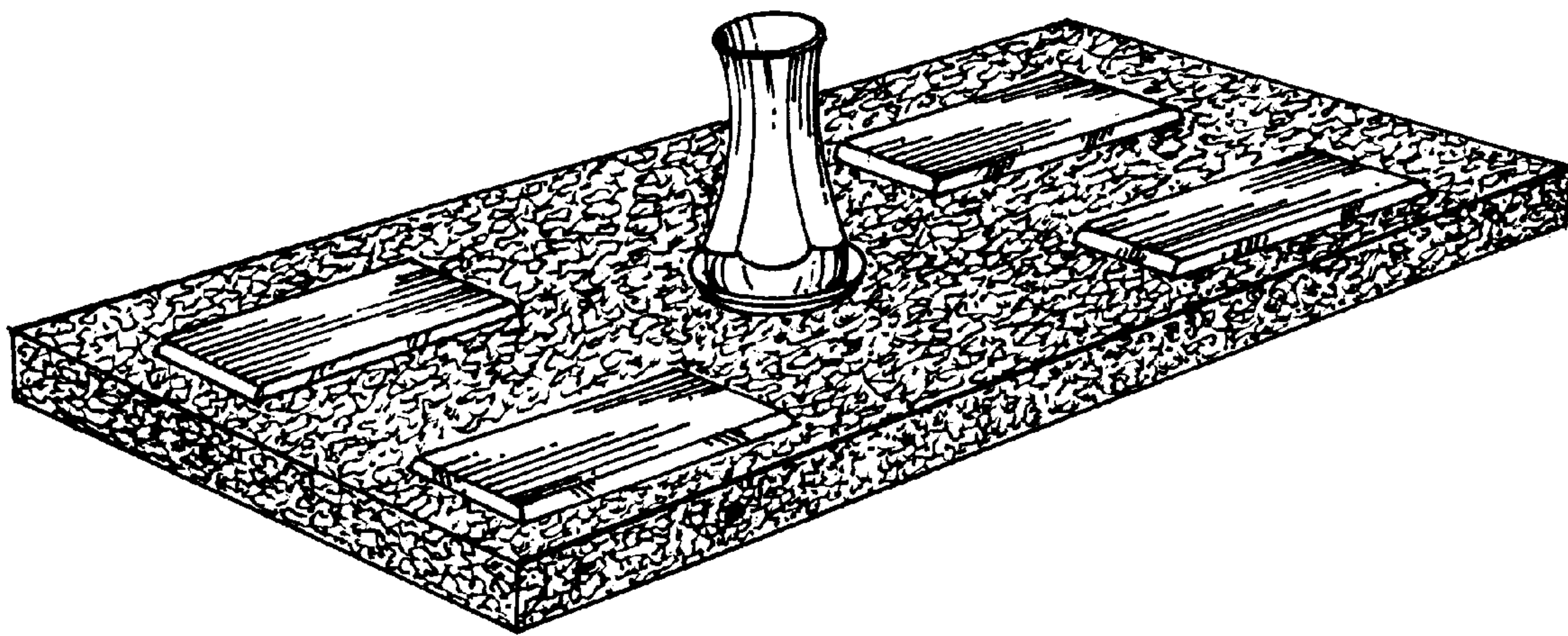
(57) **CLAIM**

The ornamental design for a memorial, as shown and described.

DESCRIPTION

FIG. 1 is a perspective view of a memorial showing our new design;
FIG. 2 is a top plan view thereof;
FIG. 3 is a front elevational view thereof, the rear view being a mirror image thereof; and,
FIG. 4 is a left-side elevational view thereof, the right-side being a mirror image thereof.

1 Claim, 1 Drawing Sheet






FIG. 1

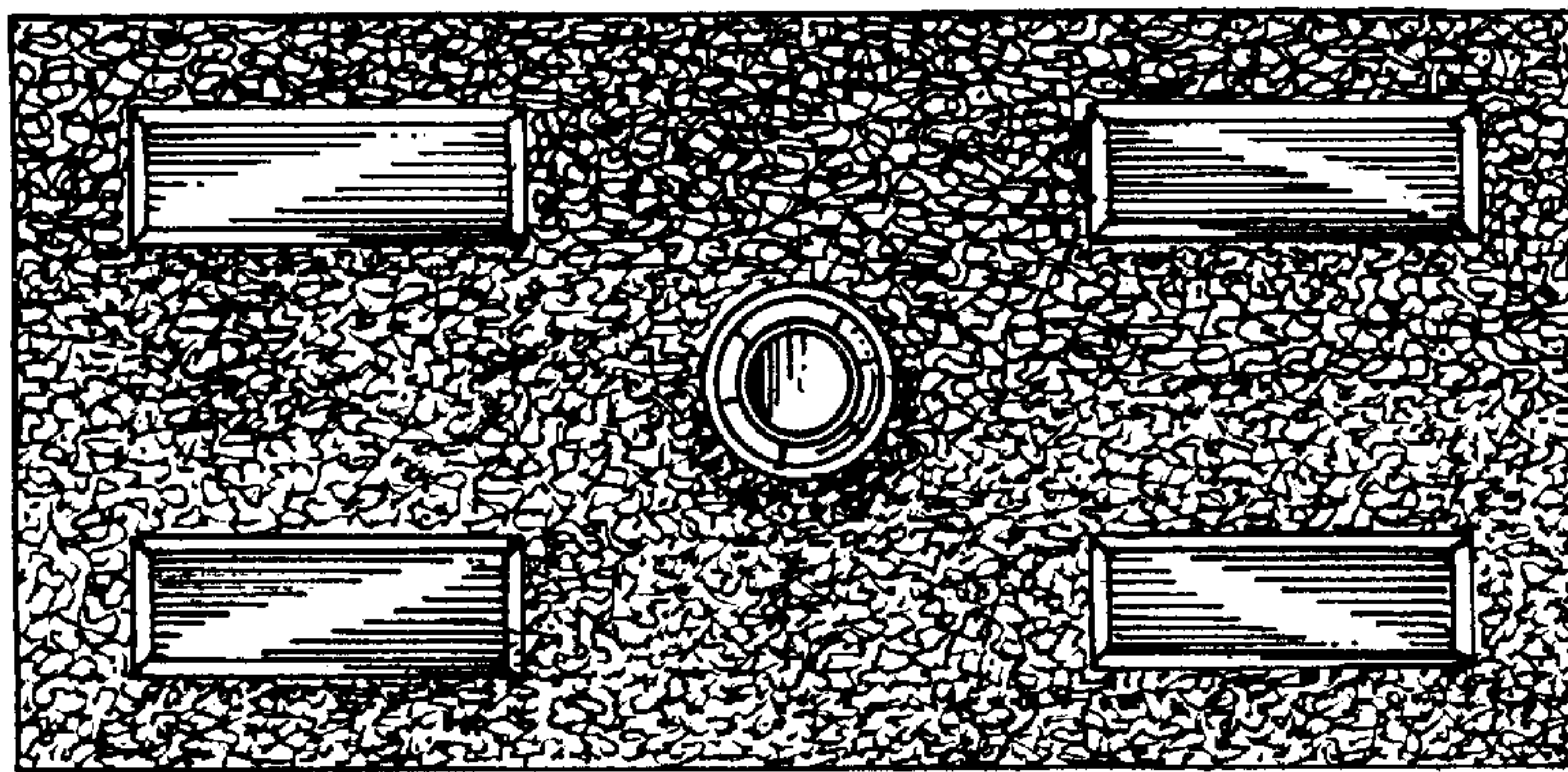


FIG. 2




FIG. 3




FIG. 4