



US00D483541S

(12) **United States Design Patent**
Liu

(10) **Patent No.:** **US D483,541 S**

(45) **Date of Patent:** **** Dec. 9, 2003**

(54) **TUBE OF A GOLF CART**

Primary Examiner—Kay H. Chin

(76) **Inventor:** **Chong-Yong Liu**, No. 2, Alley 492, Hai Tian Rd., Sec. 2, Tainan City (TW)

(57) **CLAIM**

(**) **Term:** **14 Years**

The ornamental design for a tube of a golf cart, as shown and described.

(21) **Appl. No.:** **29/171,504**

DESCRIPTION

(22) **Filed:** **Nov. 20, 2002**

(51) **LOC (7) Cl.** **12-02**

(52) **U.S. Cl.** **D34/27**

(58) **Field of Search** D34/12-27; 280/DIG. 5, 280/DIG. 6, 641, 646, 655; 180/19.1, 19.3, 215, 216, 907

FIG. 1 is a perspective view of a tube of a golf cart showing my design;

FIG. 2 is a front elevational view thereof;

FIG. 3 is a rear elevational view thereof;

FIG. 4 is a left side elevational view thereof;

FIG. 5 is a right side elevational view thereof;

FIG. 6 is a top plan view thereof;

FIG. 7 is a bottom plan view thereof; and,

FIG. 8 is a perspective view thereof showing the tube on a golf cart, the broken line illustration of the golf cart is for illustrative purposes only and form no part of the claimed design.

(56) **References Cited**

U.S. PATENT DOCUMENTS

D437,097 S	*	1/2001	Liao	D34/15
D450,416 S	*	11/2001	Liao	D34/15
D462,152 S	*	8/2002	Liao	D34/15
D468,511 S	*	1/2003	Liu	D34/15

* cited by examiner

1 Claim, 4 Drawing Sheets



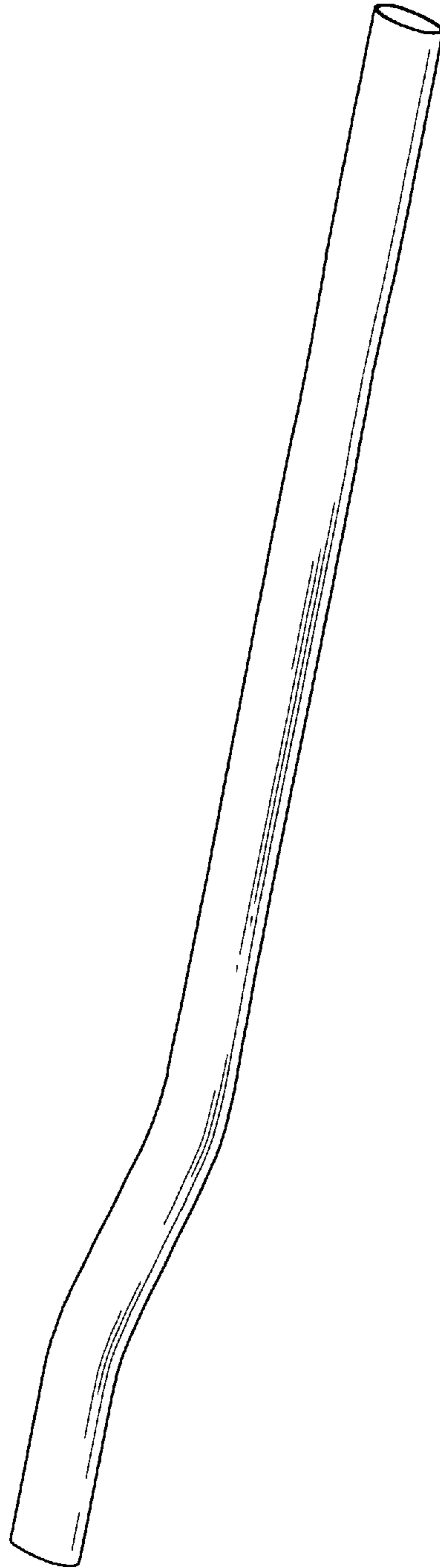


FIG. 1

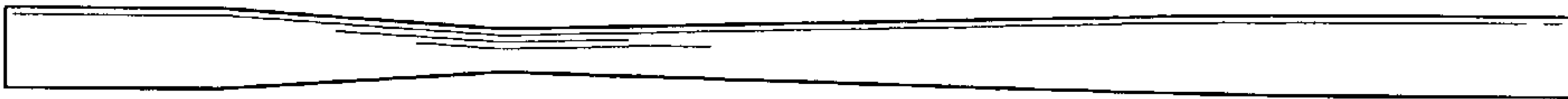


FIG. 2

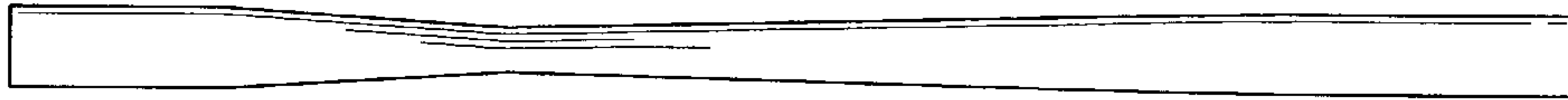


FIG. 3




FIG. 4

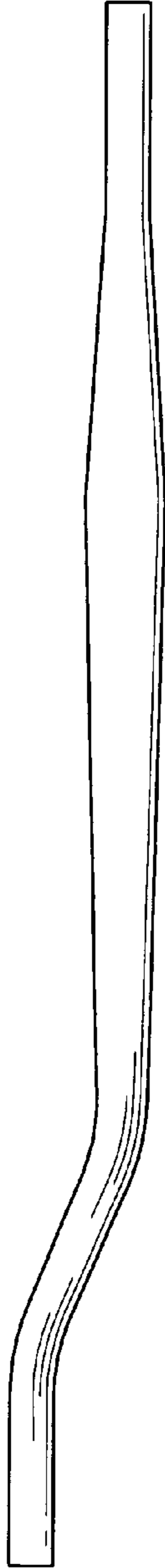


FIG. 5

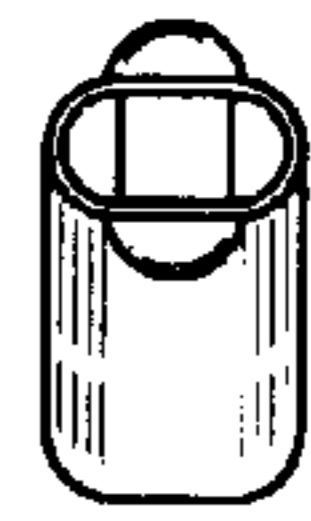


FIG. 6

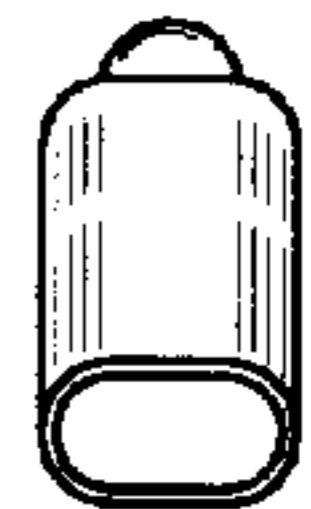


FIG. 7

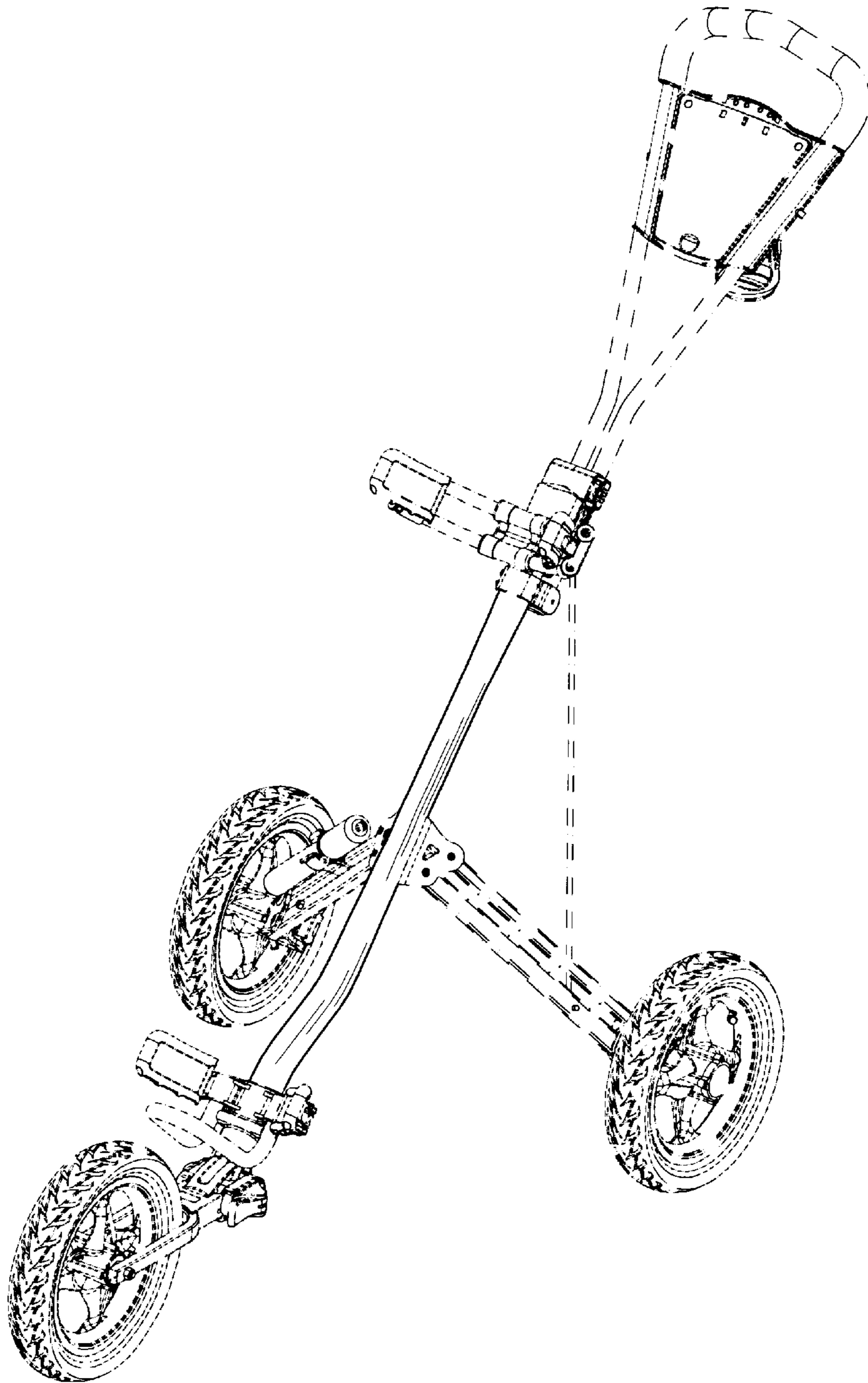


FIG. 8