



US00D483519S

(12) **United States Design Patent**
Liu et al.

(10) **Patent No.:** **US D483,519 S**

(45) **Date of Patent:** **** Dec. 9, 2003**

(54) **COMBINATION SNAP HOOK AND LIGHTER**

Primary Examiner—Jennifer Rivard

(75) Inventors: **Lily Liu**, Hicksville, NY (US); **Leo Hanson Luquire**, Montgomery, AL (US)

(57) **CLAIM**

The ornamental design for a combination snap hook and lighter, substantially as shown and described.

(73) Assignee: **Lily & Associates, Inc.**, Hicksville, NY (US)

DESCRIPTION

(**) Term: **14 Years**

FIG. 1 is a top, front and left side perspective view of the combination snap hook and lighter in a position of use

(21) Appl. No.: **29/177,352**

FIG. 2 is a left side elevational view of the embodiment of FIG. 1, with its ignition device in disposed position

(22) Filed: **Mar. 8, 2003**

FIG. 3 is a right side elevational view of the embodiment of FIG. 1, with its ignition device in disposed position

(51) **LOC (7) Cl.** **27-05**

(52) **U.S. Cl.** **D27/142; D8/356**

FIG. 4 is a top plan view of the embodiment of FIG. 1
FIG. 5 is a bottom plan view with the embodiment of FIG. 1

(58) **Field of Search** D8/356; D27/141, D27/142, 143, 148; 431/253

(56) **References Cited**

U.S. PATENT DOCUMENTS

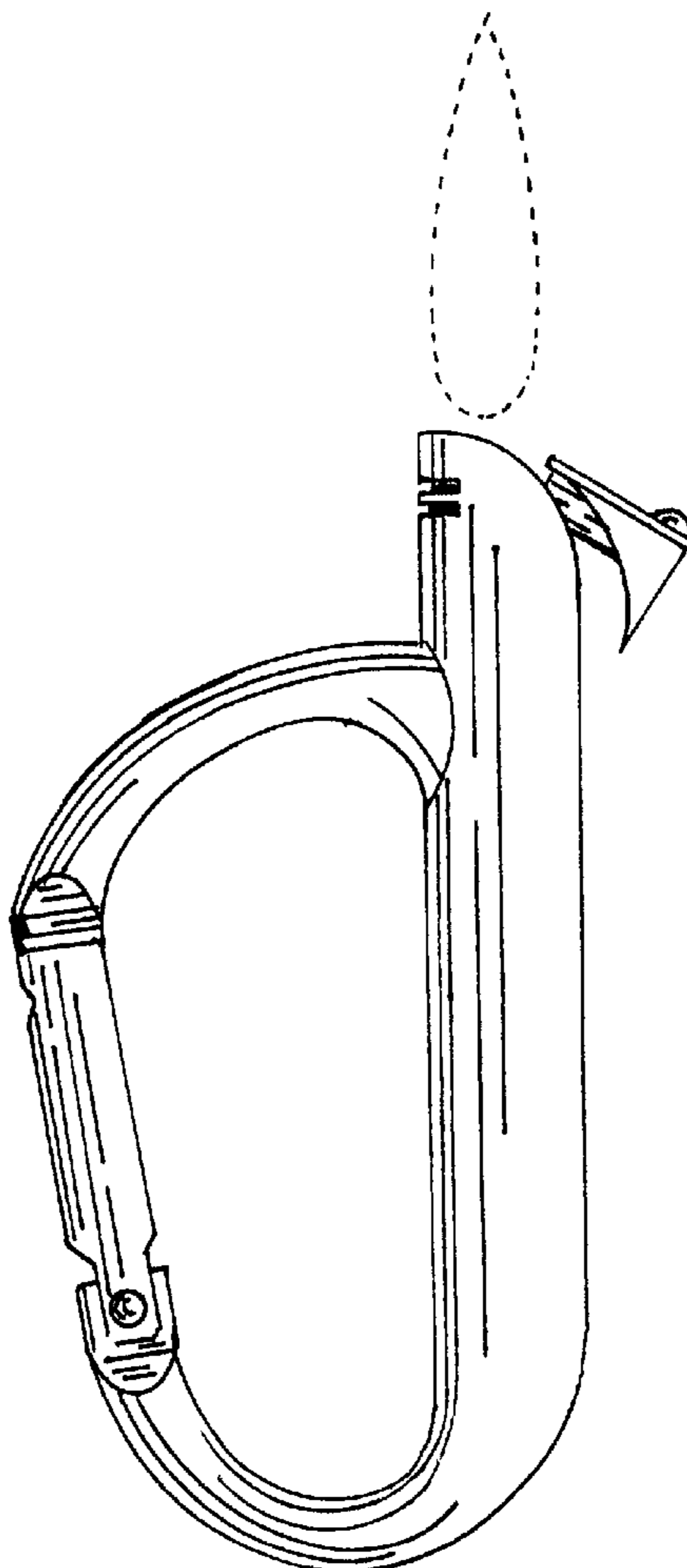
D436,305 S	*	1/2001	Schuster	D8/356
D458,098 S	*	6/2002	Hastings	D27/142
D466,791 S	*	12/2002	Kelleghan	D8/356

FIG. 6 is a front view of the embodiment of FIG. 1; and, FIG. 7 is a rear view of the embodiment of FIG. 1.

The broken line environmental showing is for illustrative purpose only and forms no part of the claimed design.

* cited by examiner

1 Claim, 3 Drawing Sheets



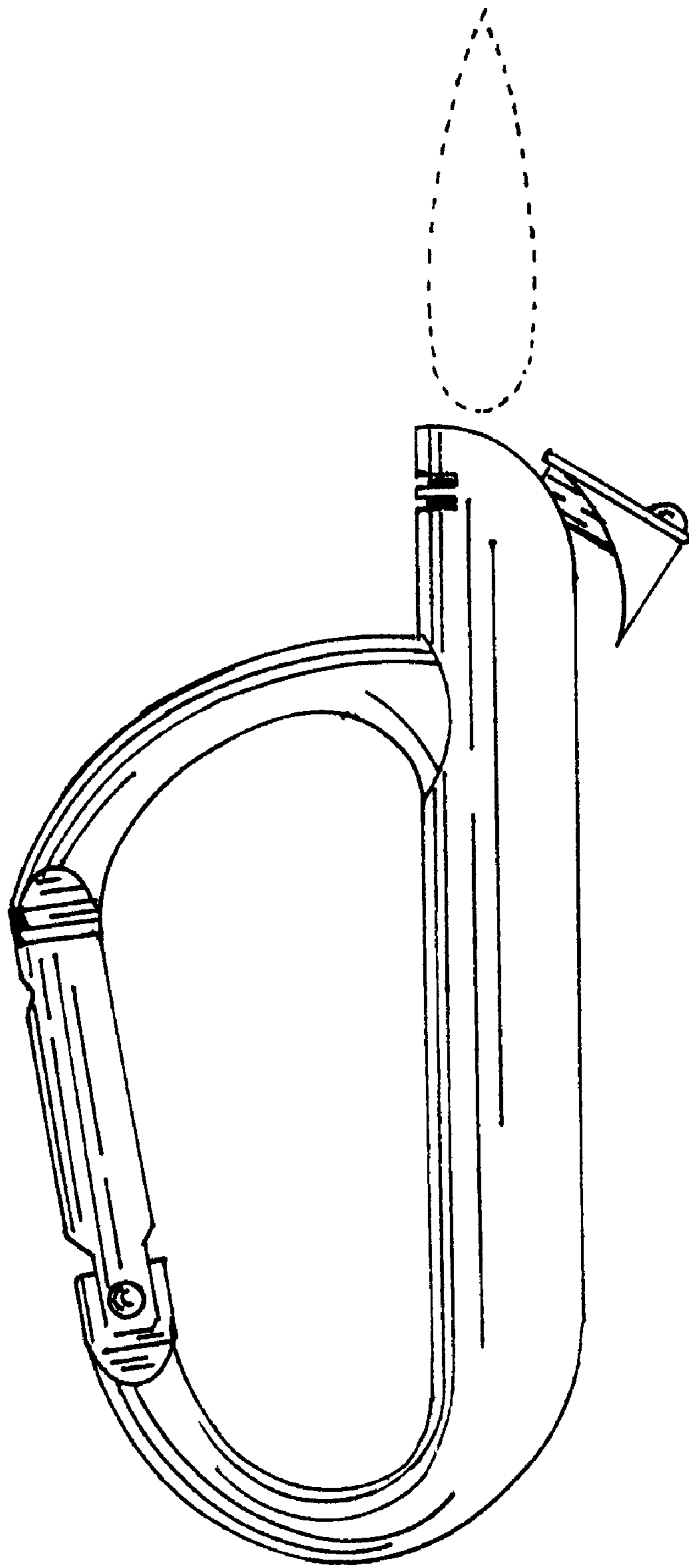


FIG. 1




FIG. 2




FIG. 3

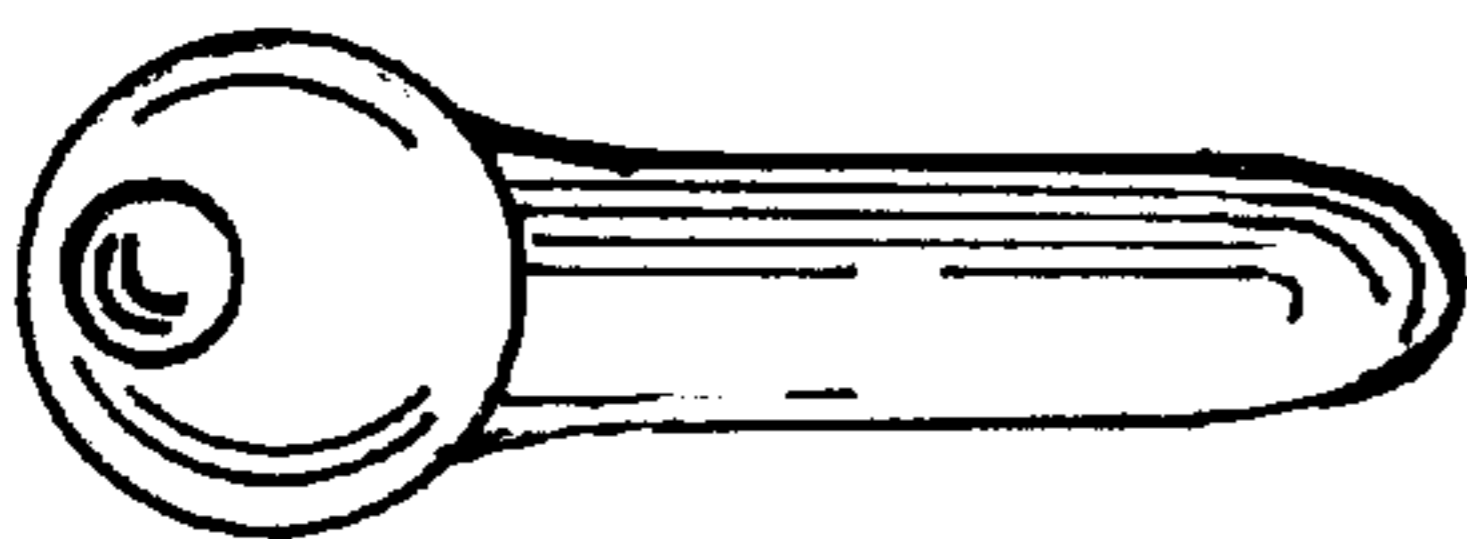


FIG. 4




FIG. 5




FIG. 6

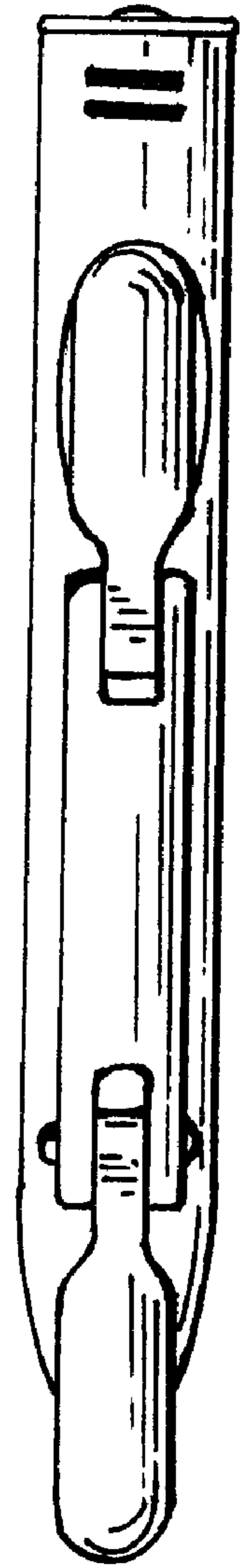


FIG. 7