



US00D483516S

(12) **United States Design Patent**  
**Cohon**

(10) **Patent No.:** **US D483,516 S**

(45) **Date of Patent:** **\*\* Dec. 9, 2003**

(54) **POLE LAMP**

D240,322 S \* 6/1976 Staub ..... D26/43

(76) Inventor: **Richard Cohon**, 600 Summit Ave.,  
Hackensack, NJ (US) 07601

\* cited by examiner

(\*\*) Term: **14 Years**

*Primary Examiner*—Pamela Burgess

*Assistant Examiner*—Linda Brooks

(74) *Attorney, Agent, or Firm*—Kirschstein, et al.

(21) Appl. No.: **29/155,651**

(57) **CLAIM**

(22) Filed: **Feb. 13, 2002**

The ornamental design for a pole lamp, as shown and described.

(51) **LOC (7) Cl.** ..... **26-03**

(52) **U.S. Cl.** ..... **D26/93**

(58) **Field of Search** ..... D26/93, 43, 51,  
D26/58, 102-112; D6/449; 362/551, 145,  
147, 153, 153.1, 217, 221, 223, 253, 410-414,  
559, 565, 576, 431; 248/125.8, 200.1

**DESCRIPTION**

FIG. 1 is a perspective view of a pole lamp according to my new design;

FIG. 2 is a top plan view of the lamp of FIG. 1 on an enlarged scale;

FIG. 3 is a front elevational view of the lamp of FIG. 1;

FIG. 4 is a right side elevational view of the lamp of FIG. 1, the left side being a mirror image; and,

FIG. 5 is a rear elevational view of the lamp of FIG. 1.

(56) **References Cited**

**U.S. PATENT DOCUMENTS**

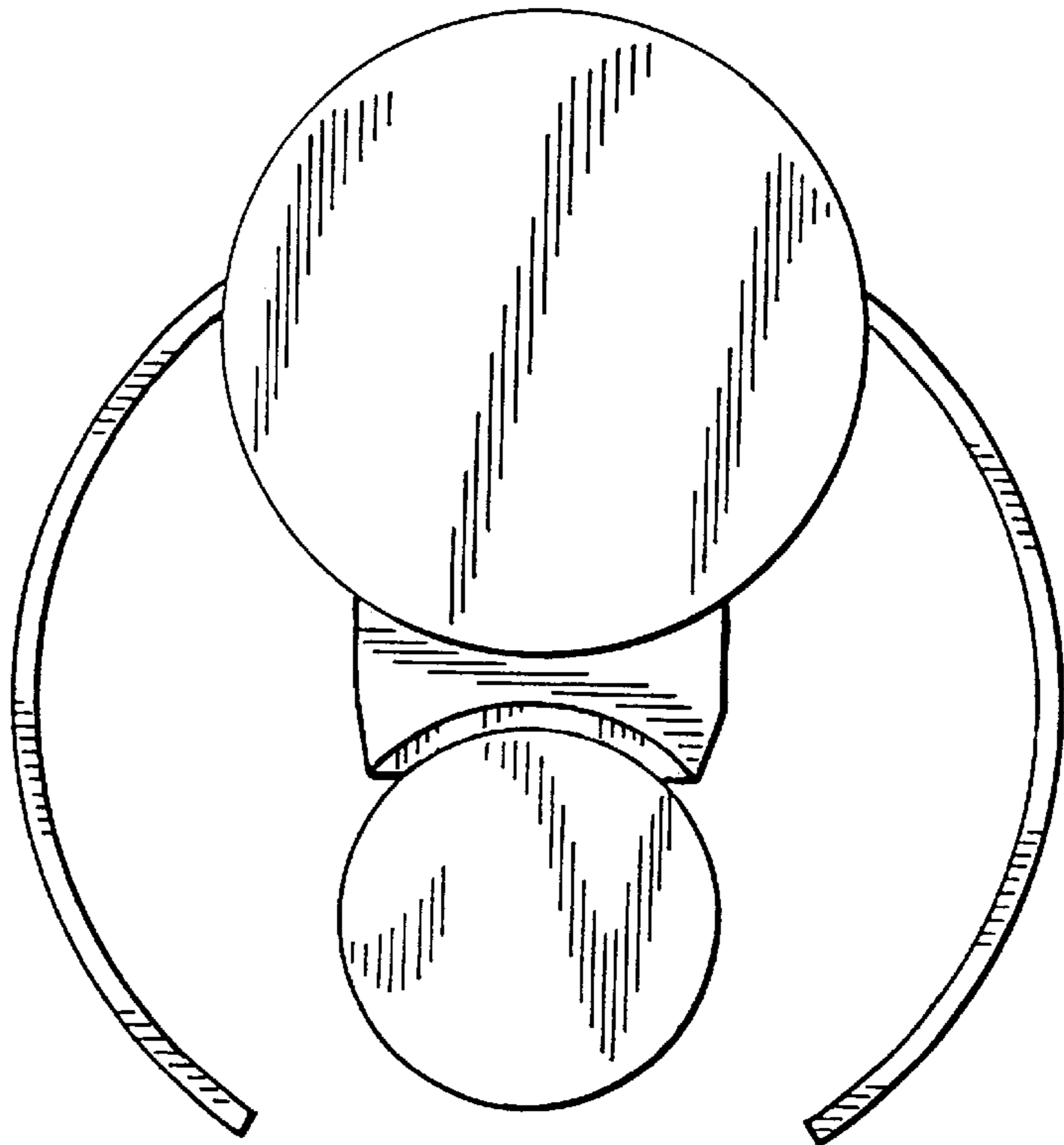

2,942,829 A \* 6/1960 Stiffel ..... 248/200.1 X

3,072,784 A \* 1/1963 Mann ..... 362/223

**1 Claim, 2 Drawing Sheets**



*FIG. 1*




*FIG. 2*

*FIG. 3*



*FIG. 4*



*FIG. 5*

