



US00D483514S

(12) **United States Design Patent**
Cuevas et al.

(10) **Patent No.:** **US D483,514 S**
(45) **Date of Patent:** **** Dec. 9, 2003**

(54) **CHANDELIER**

D204,078 S * 3/1966 Page D26/81

(75) Inventors: **Daniel Cuevas**, Los Angeles, CA (US);
Richard Hallberg, Los Angeles, CA (US);
Barbara Wiseley, Los Angeles, CA (US)

(73) Assignee: **E.C. Group, Inc.**, Los Angeles, CA (US)

(**) Term: **14 Years**

(21) Appl. No.: **29/183,266**

(22) Filed: **Jun. 9, 2003**

Related U.S. Application Data

(63) Continuation of application No. 29/174,447, filed on Jan. 17, 2003, now abandoned.

(51) **LOC (7) Cl.** **26-03**

(52) **U.S. Cl.** **D26/81**

(58) **Field of Search** D26/72, 80-92,
D26/138; 362/147, 404-408, 431, 432,
806

(56) **References Cited**

U.S. PATENT DOCUMENTS

- D57,785 S * 5/1921 Poritz D26/84
- D63,528 S * 12/1923 Warman D26/81
- D63,570 S * 12/1923 Meixner D26/88

OTHER PUBLICATIONS

Metropolitan Lighting Fixture Co. 1987/88 Collection, p. 86; item # N1782.*

Corbett Lighting Catalog (c) 1999&2000; p. 59; item# 7506.*

Antique chandelier, copy of photograph, 1850's.

* cited by examiner

Primary Examiner—Clare E. Heflin

(74) *Attorney, Agent, or Firm*—Heslin Rothenberg Farley & Mesiti P.C.

(57) **CLAIM**

The ornamental design for the chandelier, as shown and described.

DESCRIPTION

FIG. 1 is a perspective view of a chandelier comprising the new design;

FIG. 2 is a front elevational view thereof, a rear elevational view being a mirror image thereof;

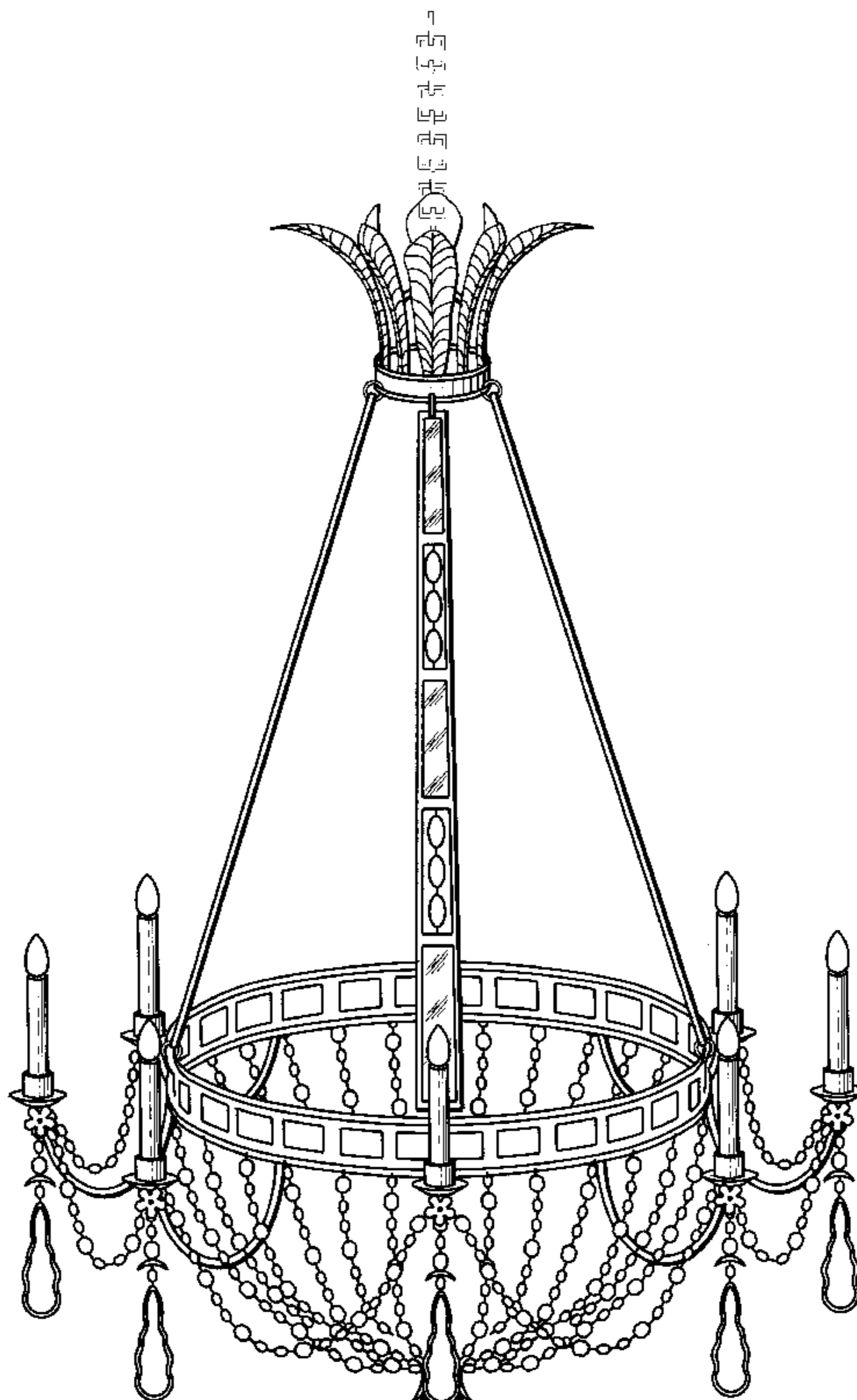
FIG. 3 is a right side elevational view thereof, a left side elevational view being a mirror image thereof;

FIG. 4 is a top view thereof; and,

FIG. 5 is a bottom view thereof.

The broken lines in the drawings are for illustrative purposes only and form no part of the claimed design.

1 Claim, 5 Drawing Sheets






fig. 1

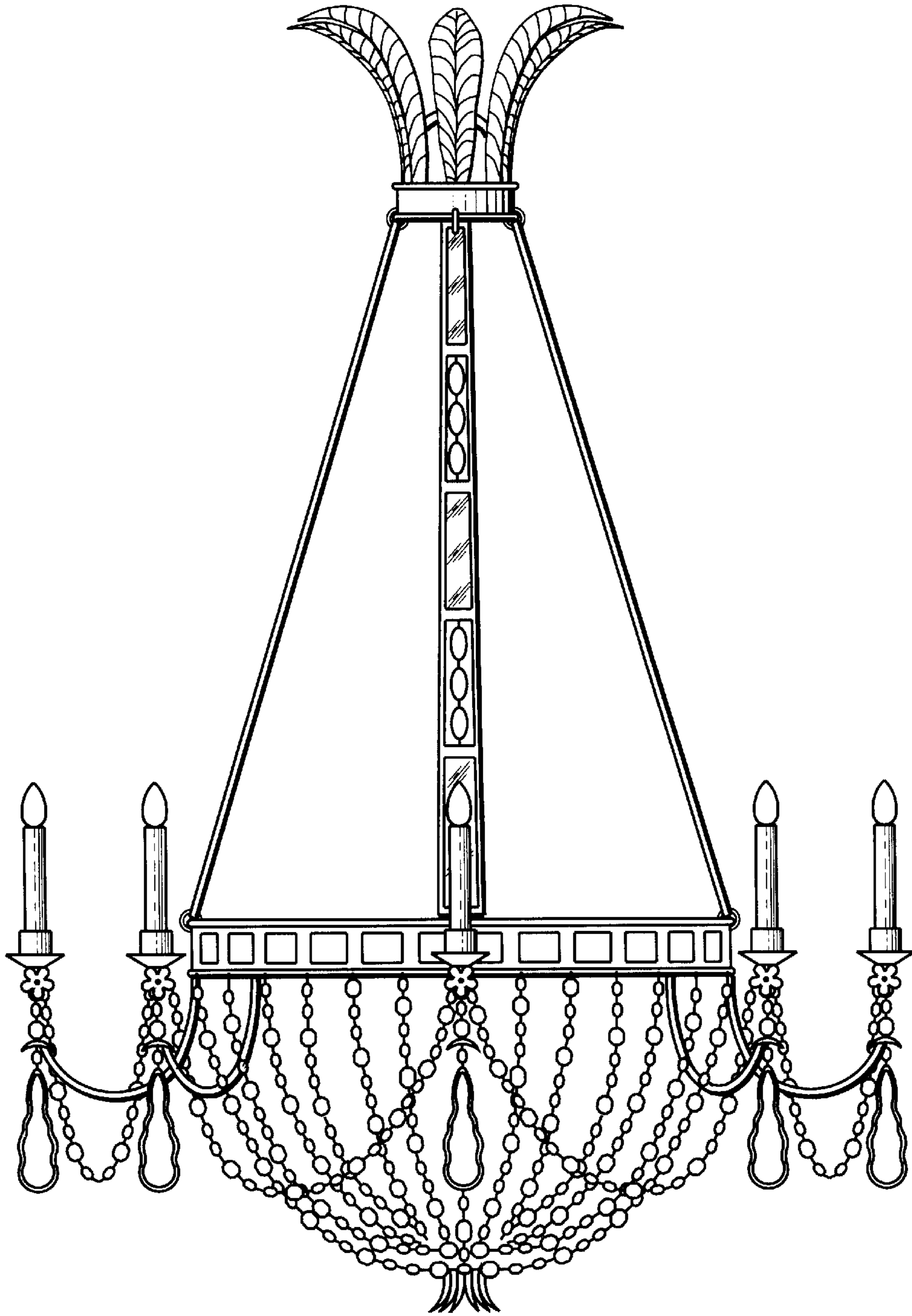


fig. 2

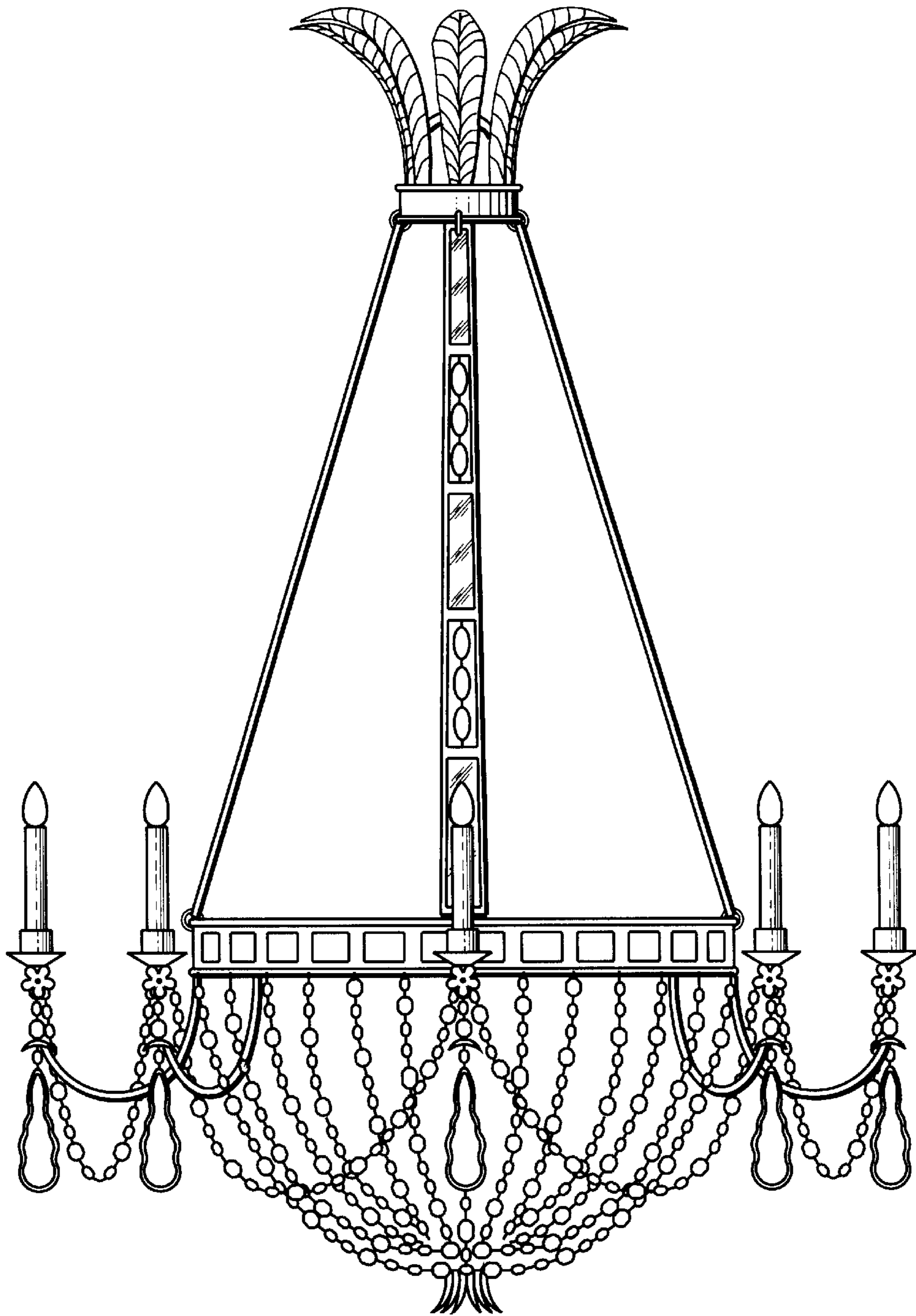


fig. 3

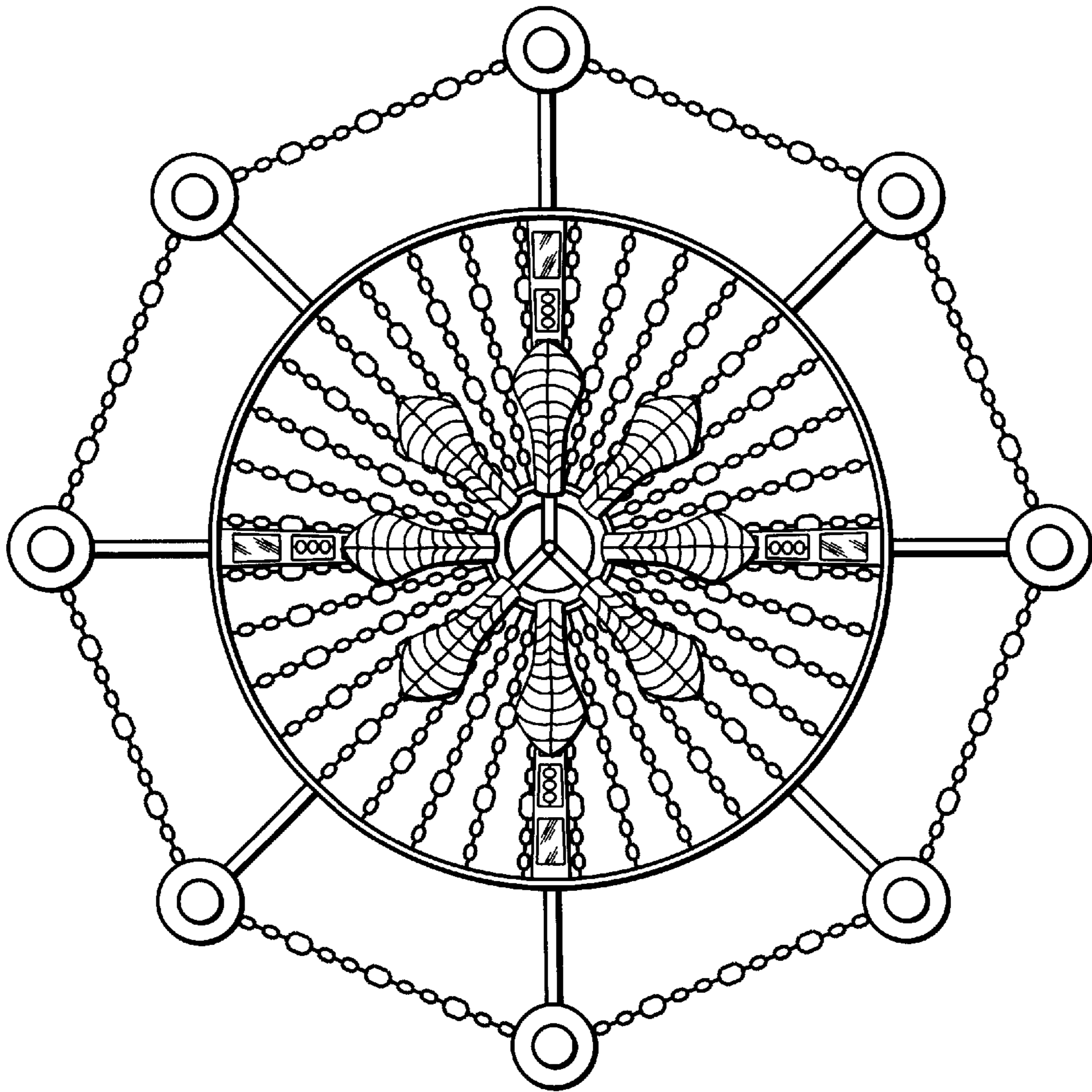


fig. 4




fig. 5