



US00D483509S

(12) **United States Design Patent**
Osiecki et al.

(10) **Patent No.:** **US D483,509 S**

(45) **Date of Patent:** **** Dec. 9, 2003**

(54) **LED PATIO LIGHT**

D323,567 S * 1/1992 Denison et al. D26/68
D426,012 S * 5/2000 Giese et al. D26/68

(75) Inventors: **Scott W. Osiecki**, Skaneateles, NY
(US); **Robert S. Englert**, Syracuse, NY
(US); **Chad P. Paris**, Camillus, NY
(US)

* cited by examiner

Primary Examiner—Clare E. Heflin
(74) *Attorney, Agent, or Firm*—Robert W. Welsh; Stewart
A. Fraser

(73) Assignee: **Eveready Battery Company, Inc.**, St.
Louis, MO (US)

(57) **CLAIM**

(**) Term: **14 Years**

We claim the ornamental design for an LED patio light, as
shown and described.

(21) Appl. No.: **29/155,980**

DESCRIPTION

(22) Filed: **Feb. 21, 2002**

(51) **LOC (7) Cl.** **26-05**

(52) **U.S. Cl.** **D26/67**

(58) **Field of Search** D26/67-71, 88,
D26/89; 362/153, 153.1, 159, 209, 266,
267, 269, 273, 363, 431, 432, 805, 555

FIG. 1 is a perspective plan view from the side of the LED
patio light, according to the present invention;
FIG. 2 is a perspective view from above the LED patio light
of the present invention;
FIG. 3 is an underneath plan view of the LED patio light
of the present invention;
FIG. 4 is a plan view showing the top of the lighting device
of the present invention; and,
FIG. 5 is a perspective view from the bottom of the lighting
device of the present invention.

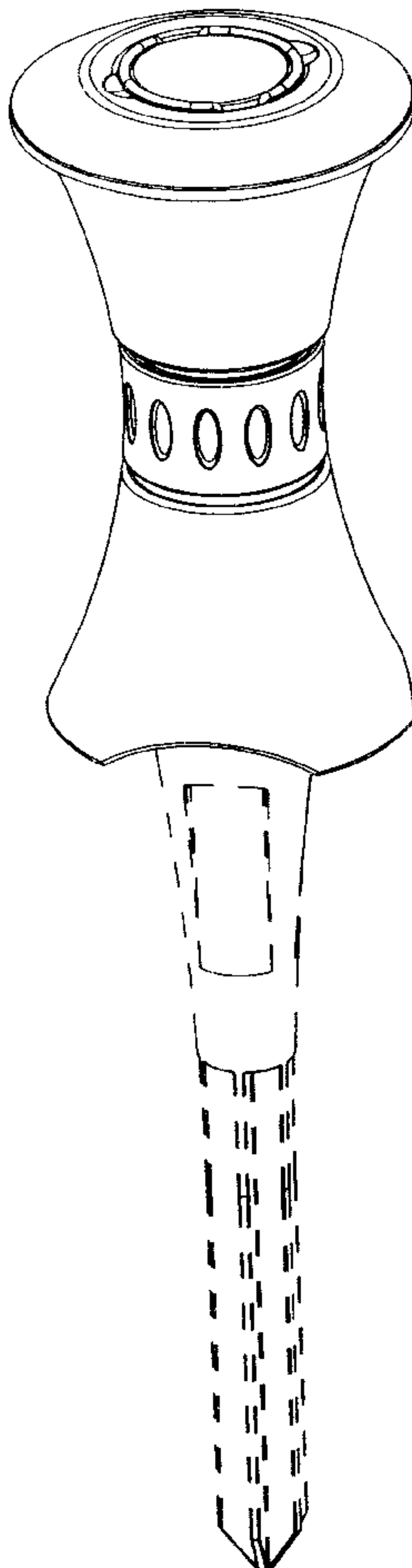
(56) **References Cited**

The broken lines shown on the drawings are for illustrative
purposes only and form no part of the claimed design.

U.S. PATENT DOCUMENTS

D41,591 S * 7/1911 Schepmoes D26/88
D43,193 S * 10/1912 Hamm D26/88
D198,639 S * 7/1964 Atkiu D26/67
D312,889 S * 12/1990 Swadell D26/68

1 Claim, 5 Drawing Sheets



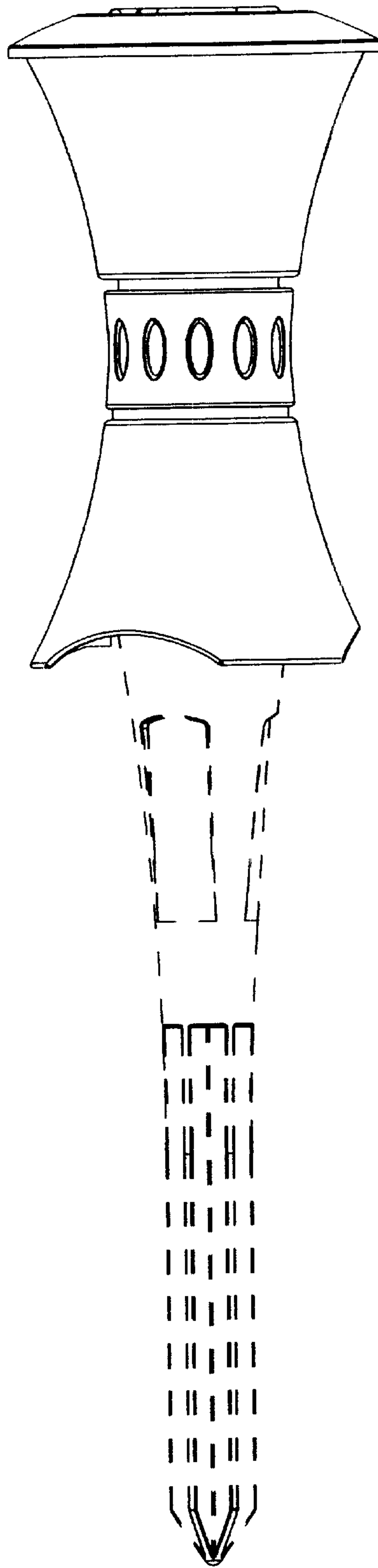


FIGURE 1

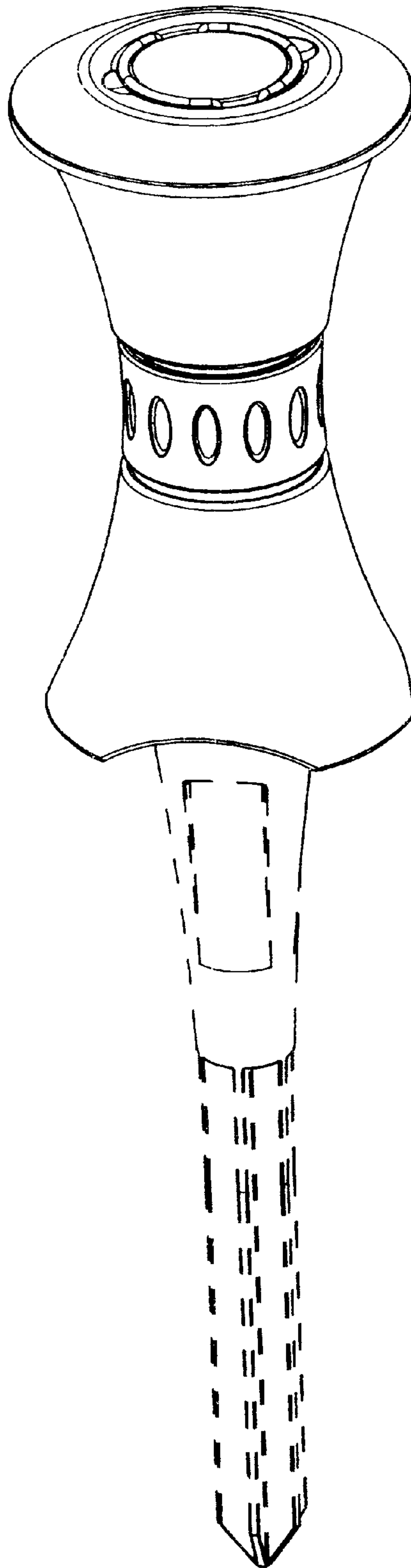


FIGURE 2

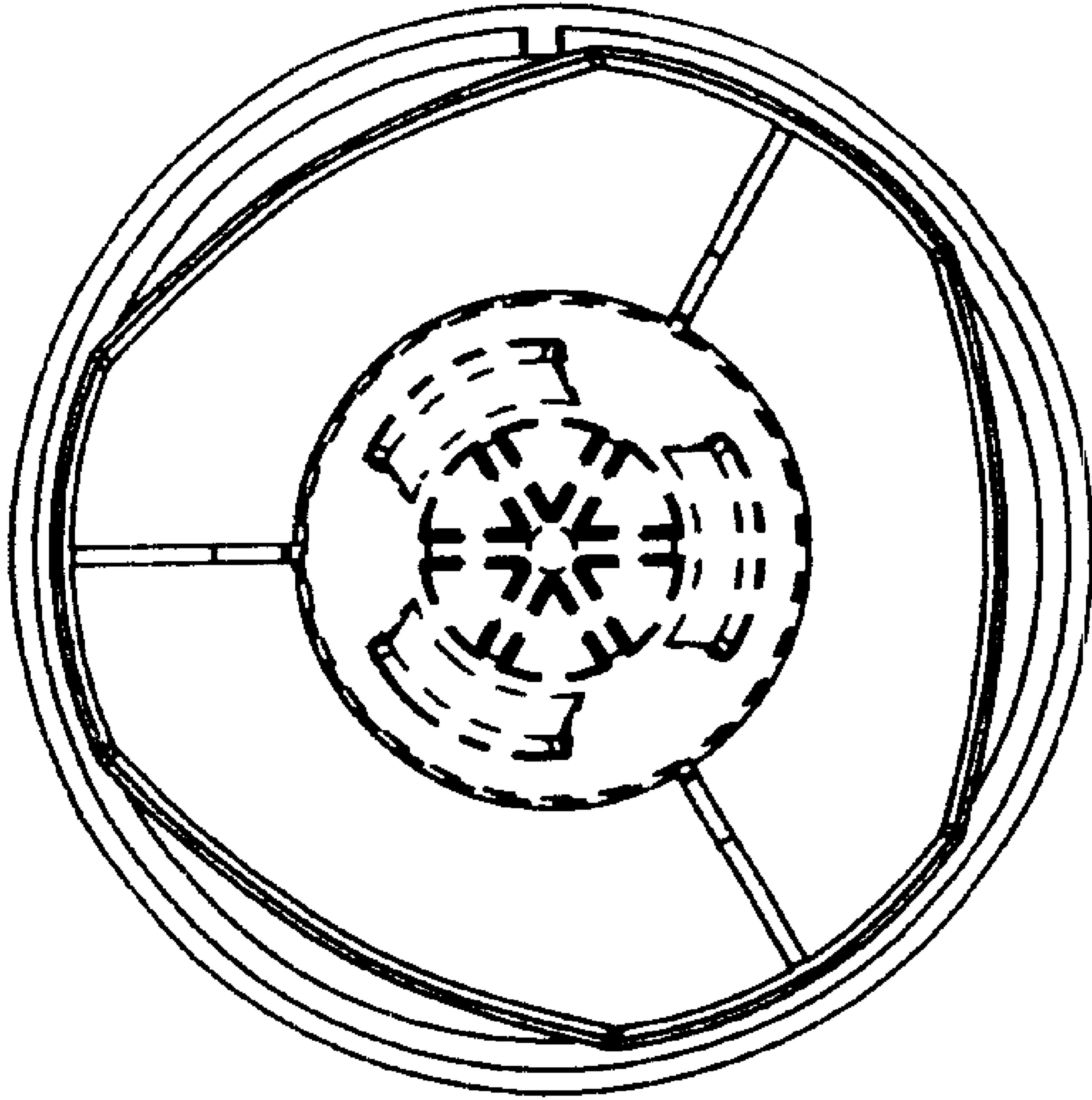


FIGURE 3

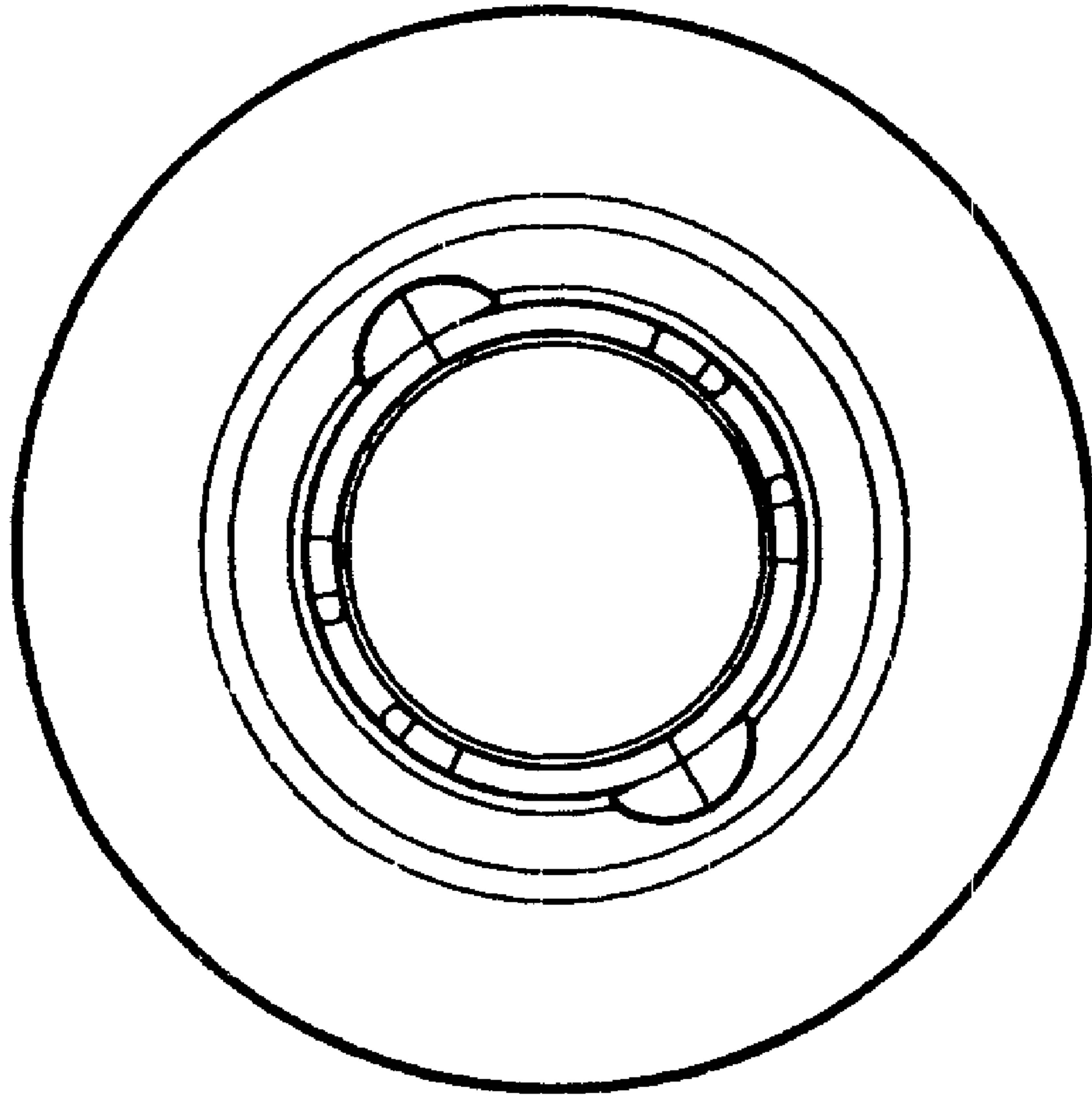


FIGURE 4

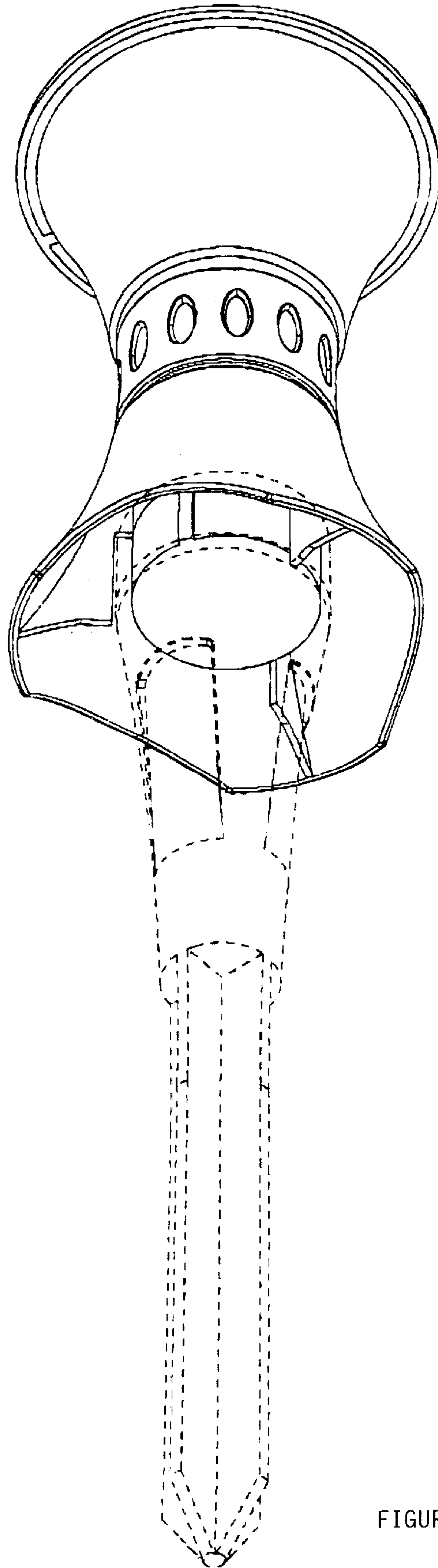


FIGURE 5