



US00D483505S

(12) **United States Design Patent**  
**Schwerdtmann**

(10) **Patent No.:** **US D483,505 S**

(45) **Date of Patent:** **\*\* Dec. 9, 2003**

(54) **COASTING TAILLIGHT AND  
DECELERATION TAILLIGHT  
COMBINATION**

D453,385 S \* 2/2002 Krzesowiak ..... D26/31

\* cited by examiner

*Primary Examiner*—Marcus A. Jackson

(76) **Inventor:** **Emil R. Schwerdtmann**, 192 Port  
Royal La. South, Apollo Beach, FL  
(US) 33572

(57) **CLAIM**

(\*\*) **Term:** **14 Years**

The ornamental design for a coasting taillight and deceleration taillight combination, as shown and described.

(21) **Appl. No.:** **29/180,570**

**DESCRIPTION**

(22) **Filed:** **Apr. 28, 2003**

FIG. 1 is a front elevated view of a coasting taillight and deceleration taillight combination showing my new design; FIG. 2 is a rear elevated view of the coasting taillight and deceleration taillight combination; FIG. 3 is a side elevated view of the coasting taillight and deceleration taillight combination; FIG. 4 is a top plan view of the coasting taillight and deceleration taillight combination; and, FIG. 5 is a bottom plan view of the coasting taillight and deceleration taillight combination.

(51) **LOC (7) Cl.** ..... **26-04**

(52) **U.S. Cl.** ..... **D26/31; D26/28**

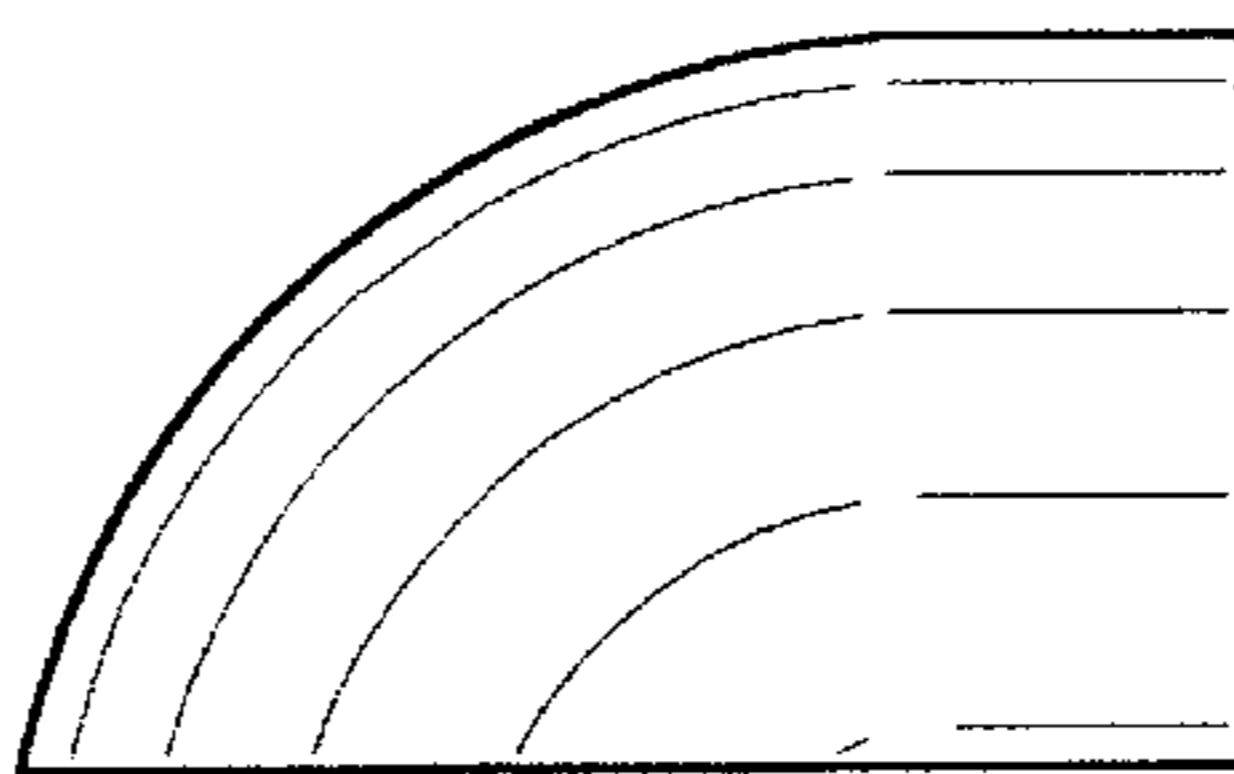
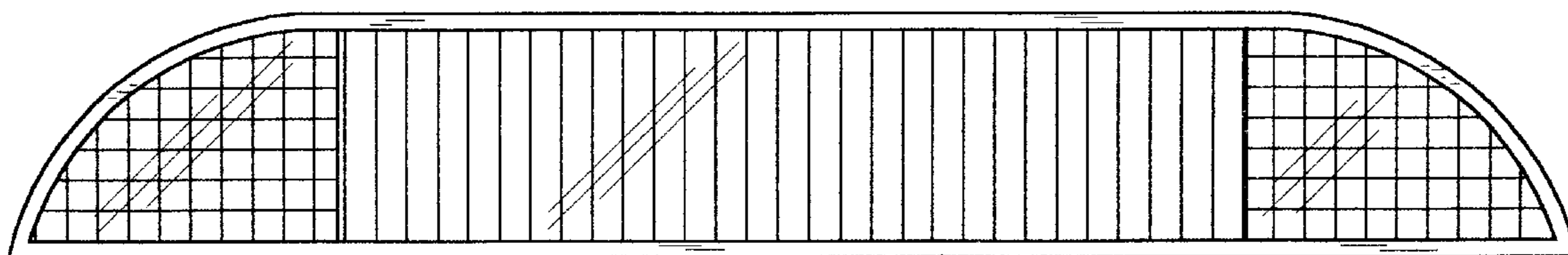
(58) **Field of Search** ..... D26/28-36; D10/114;  
362/61, 74, 80, 80.1, 83, 83.3; 340/463,  
464, 466, 468-475

(56) **References Cited**

**U.S. PATENT DOCUMENTS**

D386,801 S \* 11/1997 Orgovan ..... D26/31

**1 Claim, 3 Drawing Sheets**






FIG. 1




FIG. 2

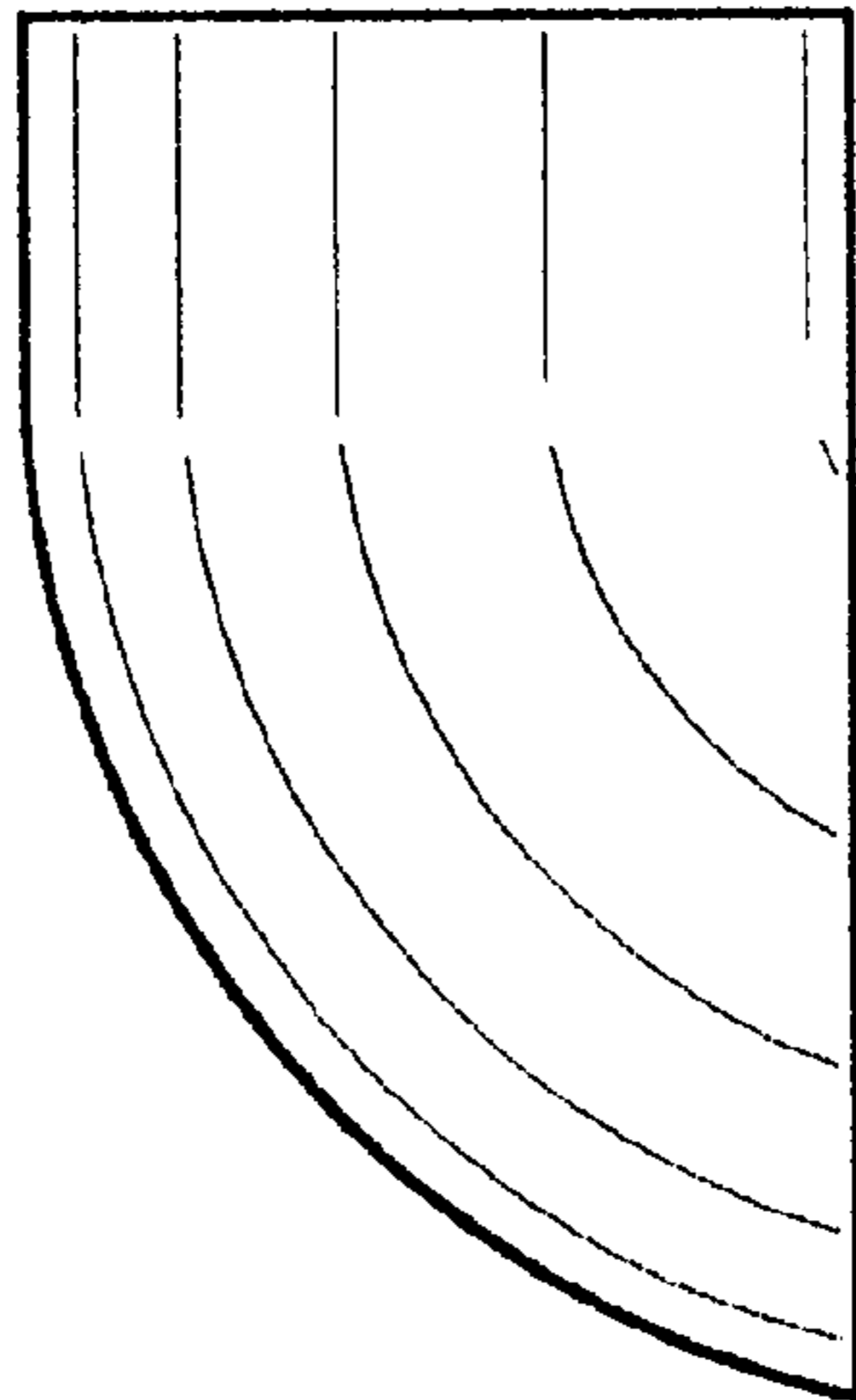


FIG. 3

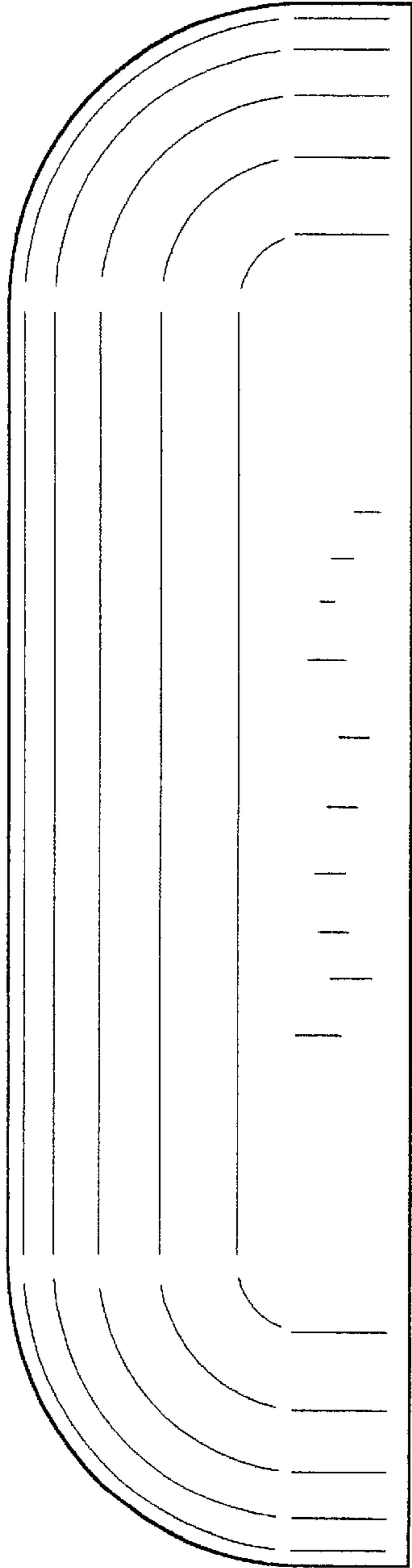


FIG. 4

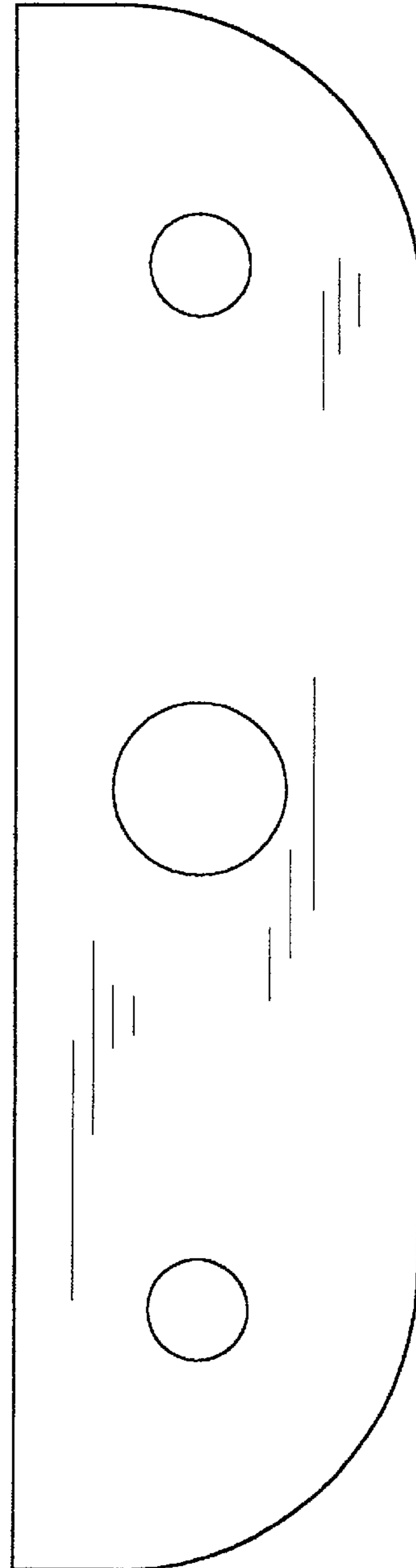


FIG. 5