



US00D483497S

(12) **United States Design Patent**
Clarkin

(10) **Patent No.:** **US D483,497 S**

(45) **Date of Patent:** **** Dec. 9, 2003**

(54) **WINDOW**

5,970,656 A 10/1999 Maier
D435,667 S * 12/2000 Fisher D25/52

(76) Inventor: **William E. Clarkin**, 2754 Swansea Rd., Columbus, OH (US) 43221

OTHER PUBLICATIONS

(**) Term: **14 Years**

“Are they . . . ?” brochure by Norco Windows & Patio Doors 1997.

(21) Appl. No.: **29/176,248**

“think of the possibilities” brochure by Marvin Windows and Doors 2000.

(22) Filed: **Feb. 20, 2003**

* cited by examiner

Related U.S. Application Data

Primary Examiner—Doris Clark

(63) Continuation-in-part of application No. 29/142,232, filed on May 22, 2001.

(74) *Attorney, Agent, or Firm*—Mueller and Smith, LPA

(51) **LOC (7) Cl.** **25-02**

(57) **CLAIM**

(52) **U.S. Cl.** **D25/52**

The ornamental design for a window, as shown and described.

(58) **Field of Search** 49/218, 215, 241;
D25/52; 52/204.5

DESCRIPTION

(56) **References Cited**

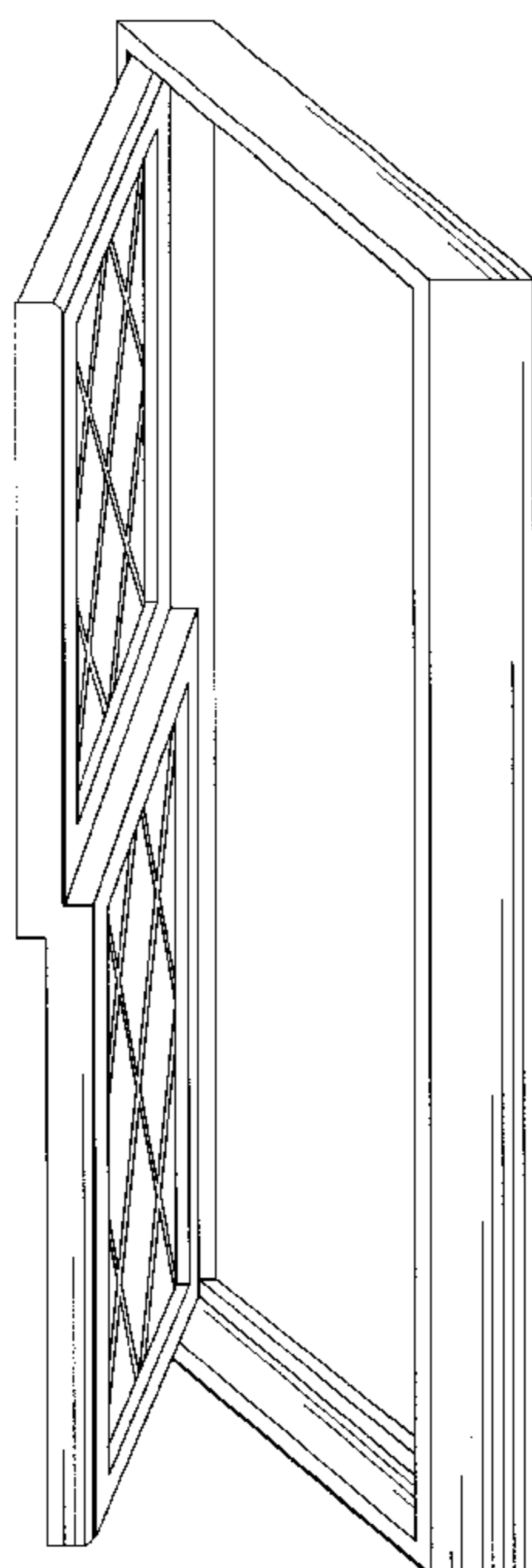
FIG. 1 is a front exterior view of the window showing my new design;
FIG. 2 is a right side view thereof;
FIG. 3 is a top view thereof;
FIG. 4 is an interior rear view;
FIG. 5 is a left side view;
FIG. 6 is a bottom view;
FIG. 7 is a sectional taken along line 7—7 of FIG. 1 with broken lines showing a screen which is for illustrative purposes only and forms no part of the claimed design;
FIG. 8 is a perspective view showing the window of FIG. 1 in a partially open orientation; and,
FIG. 9 is a modified embodiment of the design shown in FIG. 8.

U.S. PATENT DOCUMENTS

28,267 A	5/1860	Fry	
118,512 A	8/1871	Butler	
385,577 A	7/1888	Silbereisen	
402,708 A	5/1889	Zalikowski	
588,700 A	8/1897	Faerber et al.	
631,564 A	8/1899	Dunn	
1,332,361 A	3/1920	Schebora	
1,530,610 A	3/1925	Ortleb	
1,688,836 A	10/1928	Stein	
2,024,877 A	12/1935	Reynolds	
2,583,395 A	1/1952	Skelly	
3,861,082 A	1/1975	Dau	
3,959,926 A	6/1976	Noecker et al.	
4,208,848 A	* 6/1980	Kohl 52/204.5	
4,888,915 A	12/1989	Goldenberg	
5,566,507 A	10/1996	Schmidt et al.	

The broken lines showing a crank in FIGS. 2–7 are for illustrative purposes only and form no part of the claimed design.

1 Claim, 4 Drawing Sheets



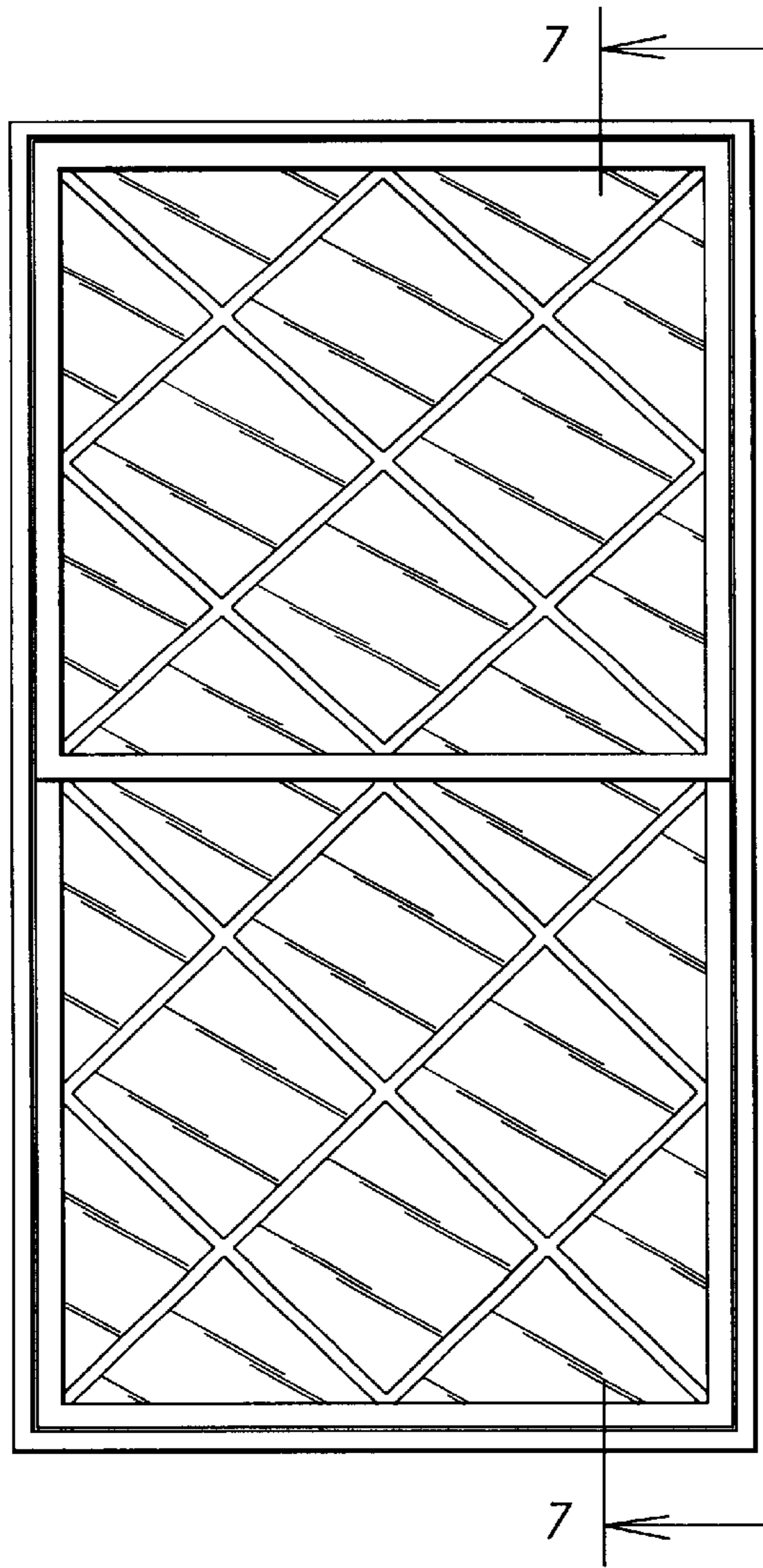


FIG. 1

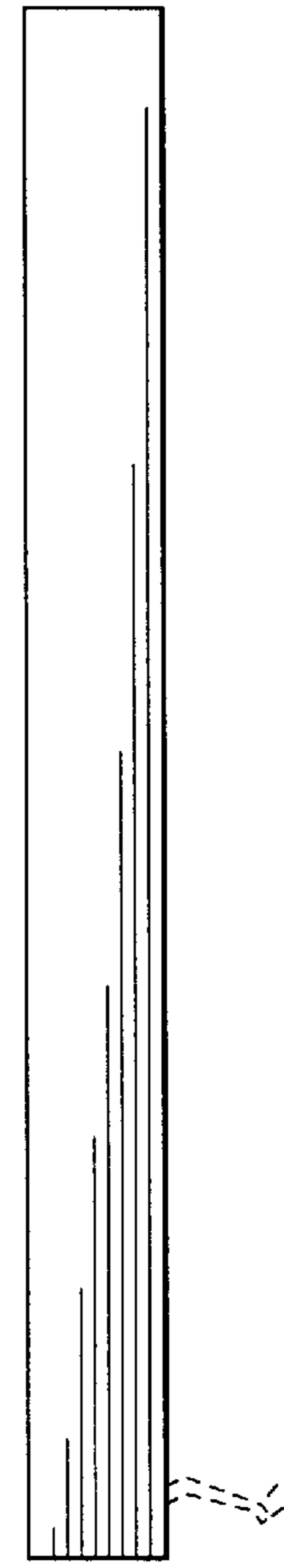


FIG. 2




FIG. 3

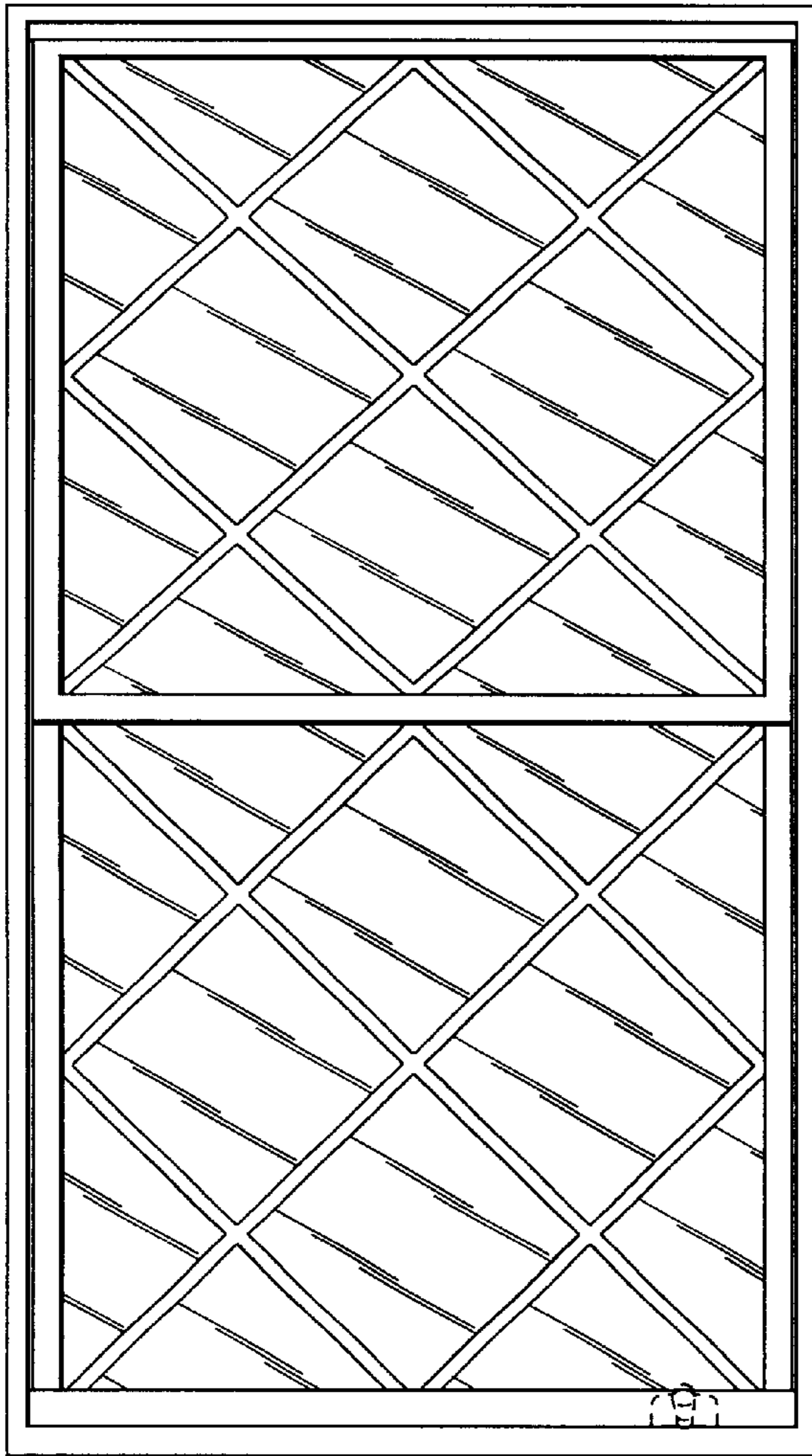


FIG. 4




FIG. 5




FIG. 6

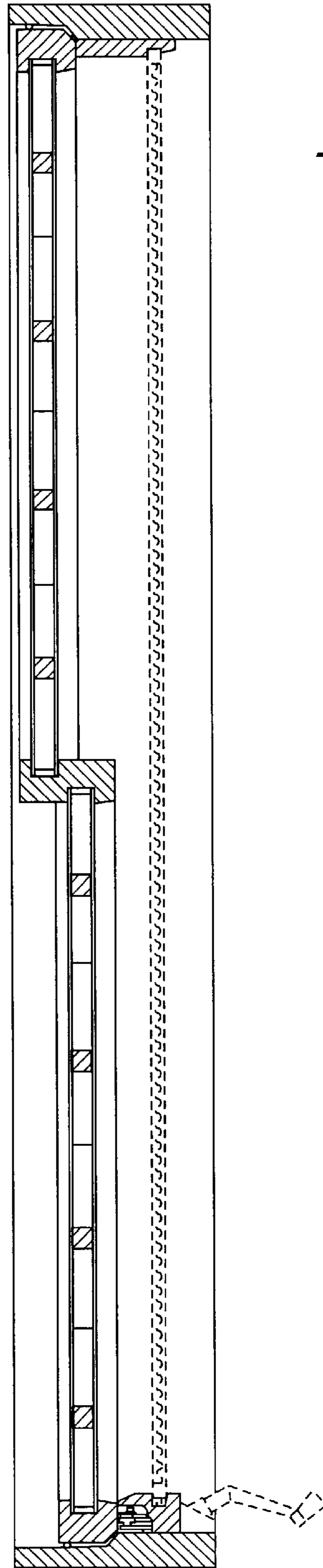


FIG. 7

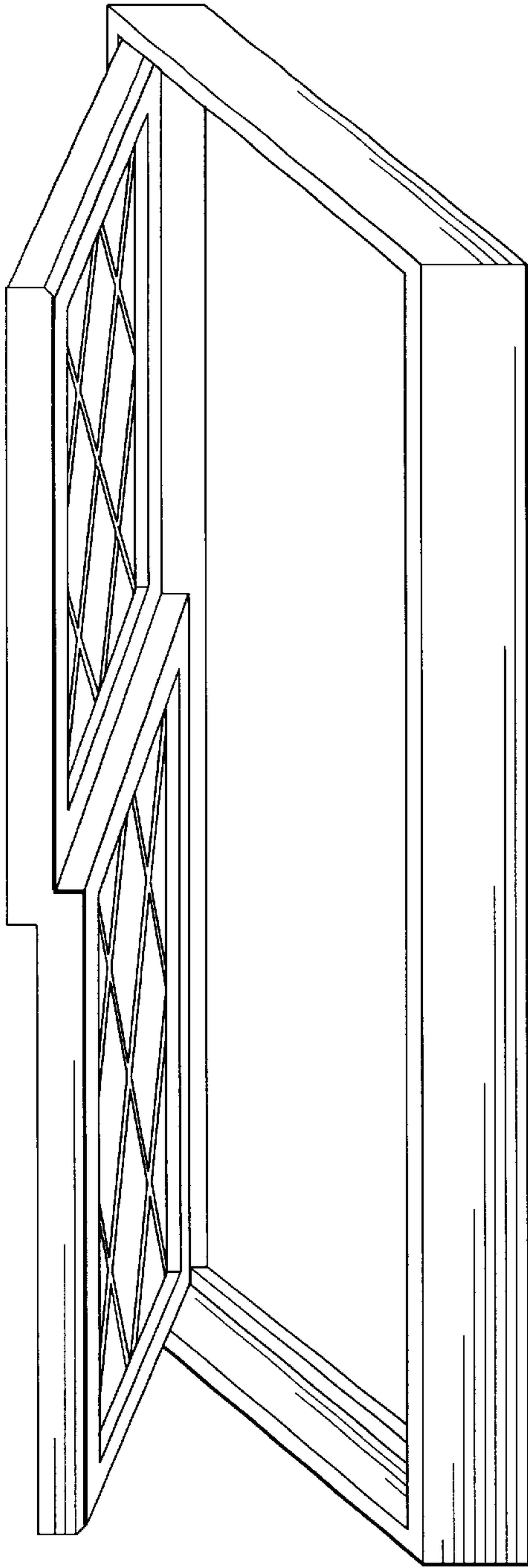


FIG. 8

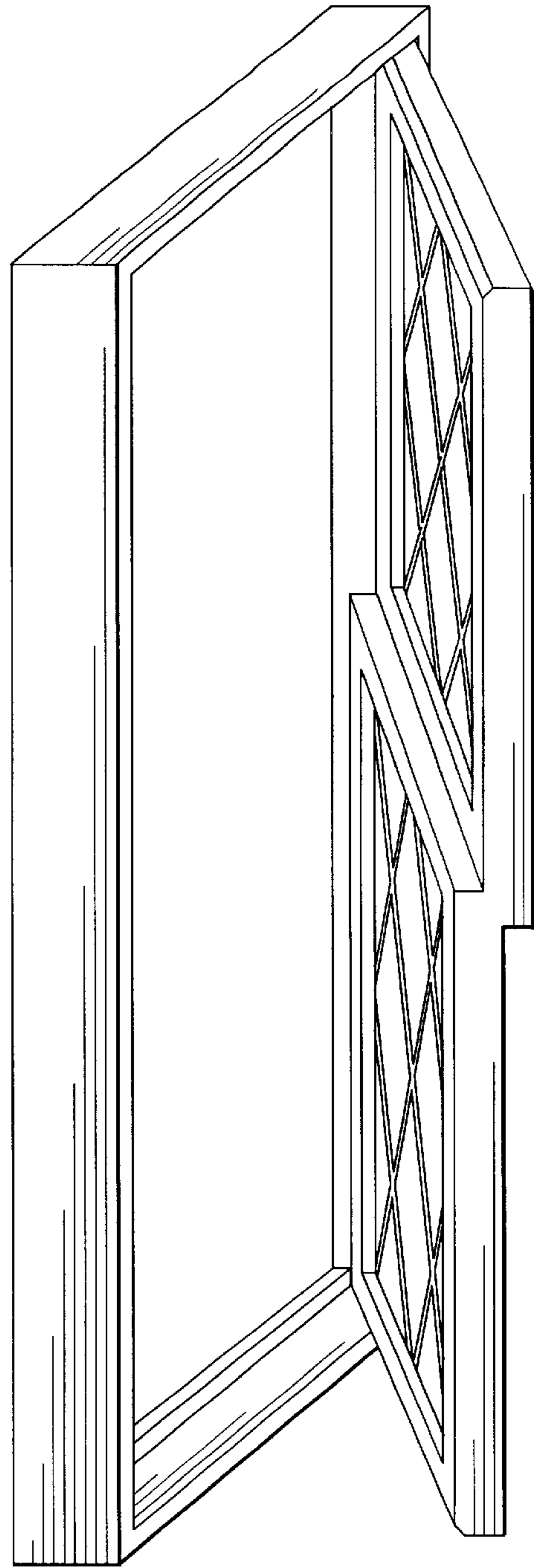


FIG. 9