



US00D483493S

(12) **United States Design Patent**
Lie

(10) **Patent No.:** **US D483,493 S**

(45) **Date of Patent:** **** Dec. 9, 2003**

(54) **FACIAL SAUNA**

(75) **Inventor:** **Sen-Nen Lie, Kwun Tong (HK)**

(73) **Assignee:** **Kolvin Industries Limited, Kowloon (HK)**

(**) **Term:** **14 Years**

(21) **Appl. No.:** **29/162,837**

(22) **Filed:** **Jun. 19, 2002**

(30) **Foreign Application Priority Data**

Jan. 17, 2002 (HK) 0210072

(51) **LOC (7) Cl.** **23-02**

(52) **U.S. Cl.** **D24/203**

(58) **Field of Search** D24/203; 392/403,
392/405, 406; 4/535, 537

(56) **References Cited**

U.S. PATENT DOCUMENTS

3,152,240 A * 10/1964 Scott 392/403
D208,514 S * 9/1967 Hartwell D24/203
D209,364 S * 11/1967 Katzman et al. D24/203
3,351,737 A * 11/1967 Katzman et al. 392/337

D210,435 S * 3/1968 Boldt D24/203
4,004,302 A * 1/1977 Hori 4/541.5
D262,052 S * 11/1981 Akita D23/270
D266,020 S * 8/1982 Mikiya et al. D23/270
D279,312 S * 6/1985 Pohlmann D24/110
4,903,850 A * 2/1990 Frank et al. 392/403

* cited by examiner

Primary Examiner—Stella Reid

(74) *Attorney, Agent, or Firm*—Merchant & Gould P.C.

(57) **CLAIM**

The ornamental design for a facial sauna, as shown and described.

DESCRIPTION

FIG. 1 is a front elevational view of a facial sauna, showing my new design;
FIG. 2 is a rear elevational view thereof;
FIG. 3 is a top plan view thereof;
FIG. 4 is a bottom plan view thereof;
FIG. 5 is a left side elevational view thereof;
FIG. 6 is a right side elevational view thereof; and,
FIG. 7 is a perspective view thereof.

1 Claim, 7 Drawing Sheets

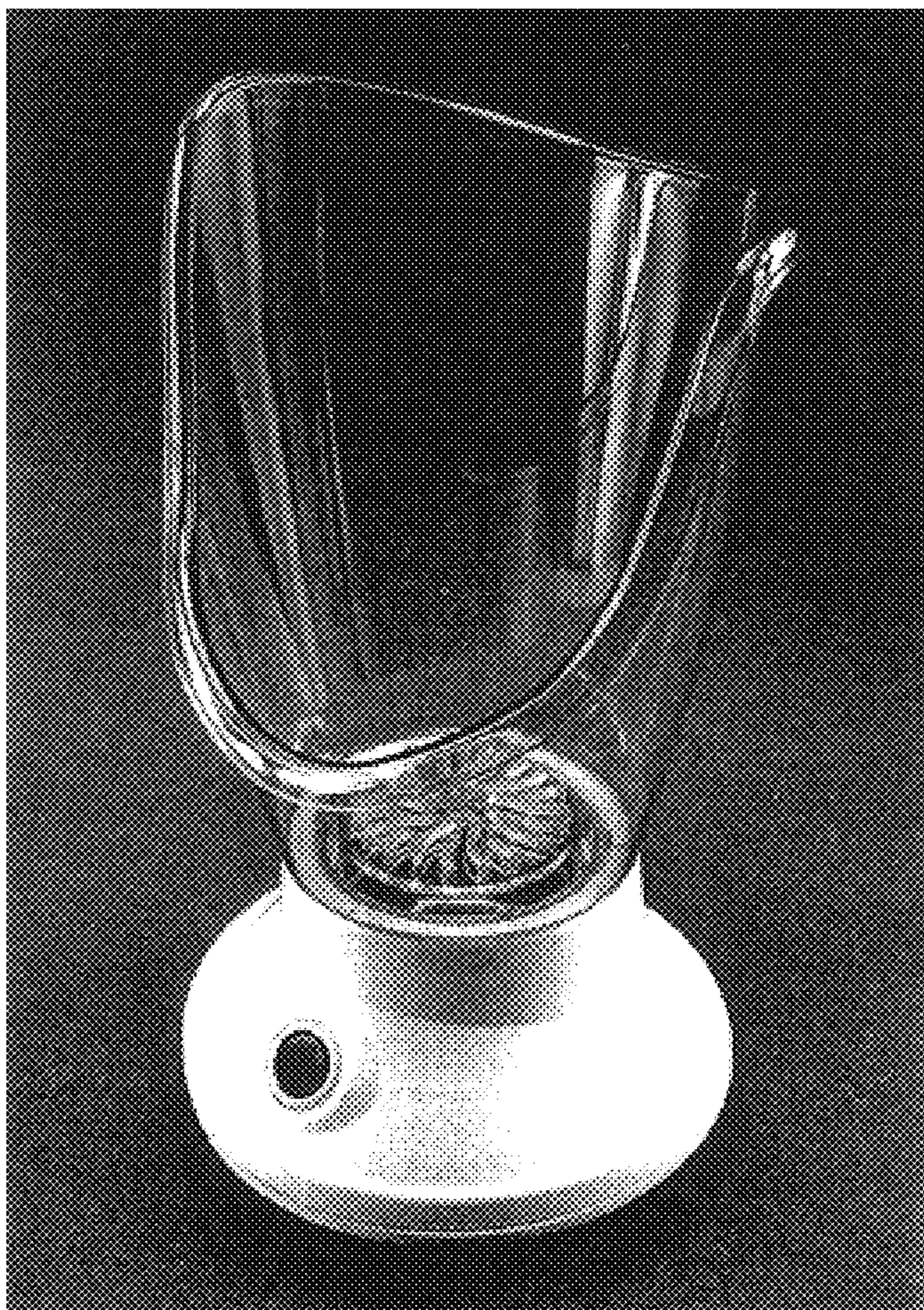




FIG. 1



FIG. 2




FIG. 3




FIG. 4




FIG. 5



FIG. 6



FIG. 7