



US00D483471S

(12) **United States Design Patent**  
**Hsieh**

(10) **Patent No.:** **US D483,471 S**

(45) **Date of Patent:** **\*\* Dec. 9, 2003**

(54) **BOTTOM HOUSING FOR A CEILING FAN**

(76) Inventor: **Frank Hsieh**, No. 103, Ta Feng Rd.,  
Sheng Kang Hsiang, Taichung Hsien  
(TW)

(\*\*) Term: **14 Years**

(21) Appl. No.: **29/175,435**

(22) Filed: **Feb. 4, 2003**

(51) **LOC (7) Cl.** ..... **23-04**

(52) **U.S. Cl.** ..... **D23/411**

(58) **Field of Search** ..... D23/411, 377,  
D23/379, 385; 416/5; 392/364

(56) **References Cited**

**U.S. PATENT DOCUMENTS**

D388,166 S	*	12/1997	Lu	.....	D23/411
D414,258 S	*	9/1999	Yao	.....	D23/411
D446,851 S	*	8/2001	Lee	.....	D23/411

\* cited by examiner

*Primary Examiner*—Lisa Lichtenstein  
(74) *Attorney, Agent, or Firm*—Pro-Techtor International  
Services

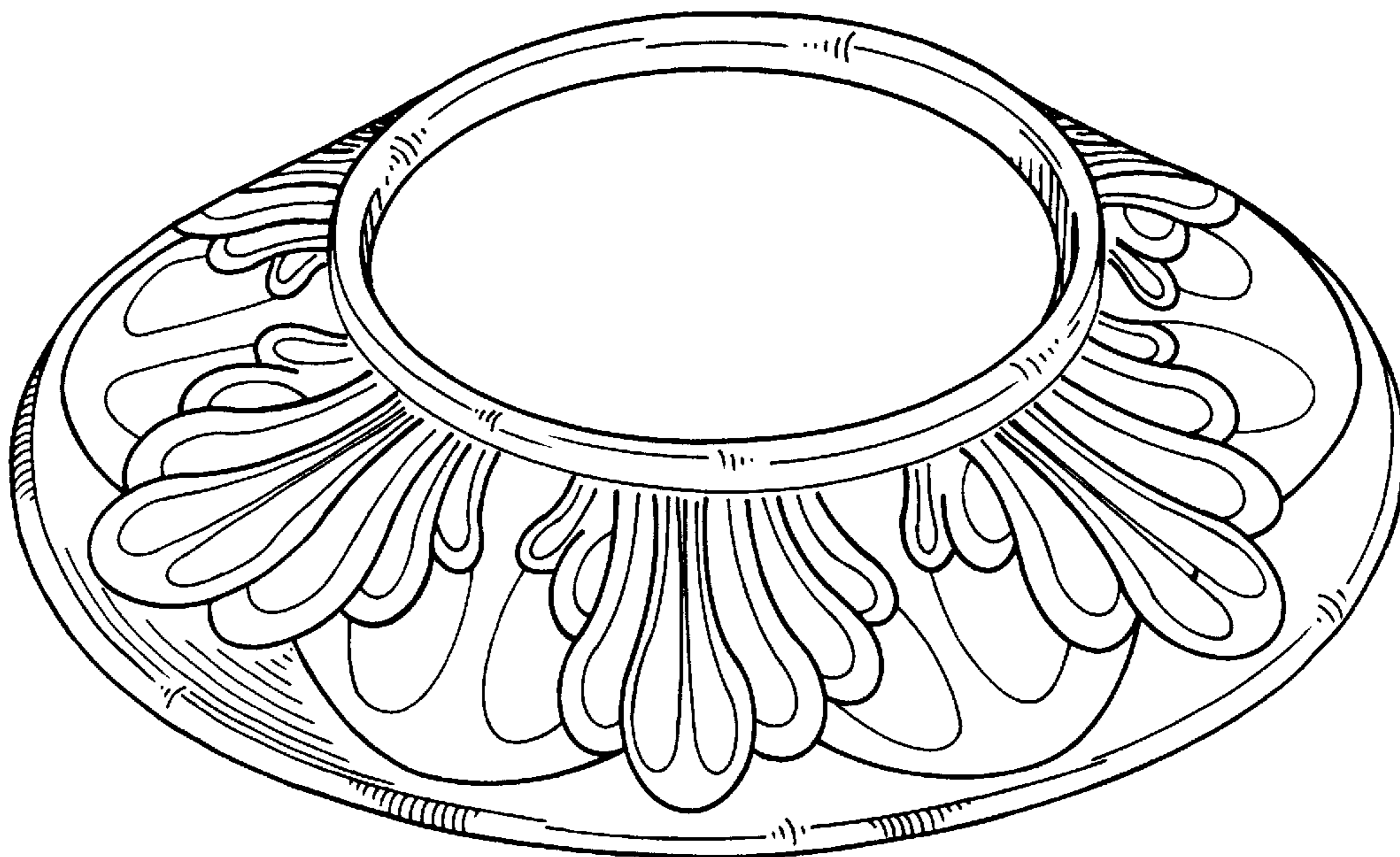
(57) **CLAIM**

The ornamental design for a bottom housing for a ceiling fan, shown and described.

**DESCRIPTION**

FIG. 1 is a perspective view of the bottom housing for a ceiling fan showing my new design;  
FIG. 2 is a front view thereof;  
FIG. 3 is a rear view thereof;  
FIG. 4 is a right view thereof;  
FIG. 5 is a left view thereof;  
FIG. 6 is a top view thereof; and,  
FIG. 7 is a bottom view thereof.

**1 Claim, 7 Drawing Sheets**



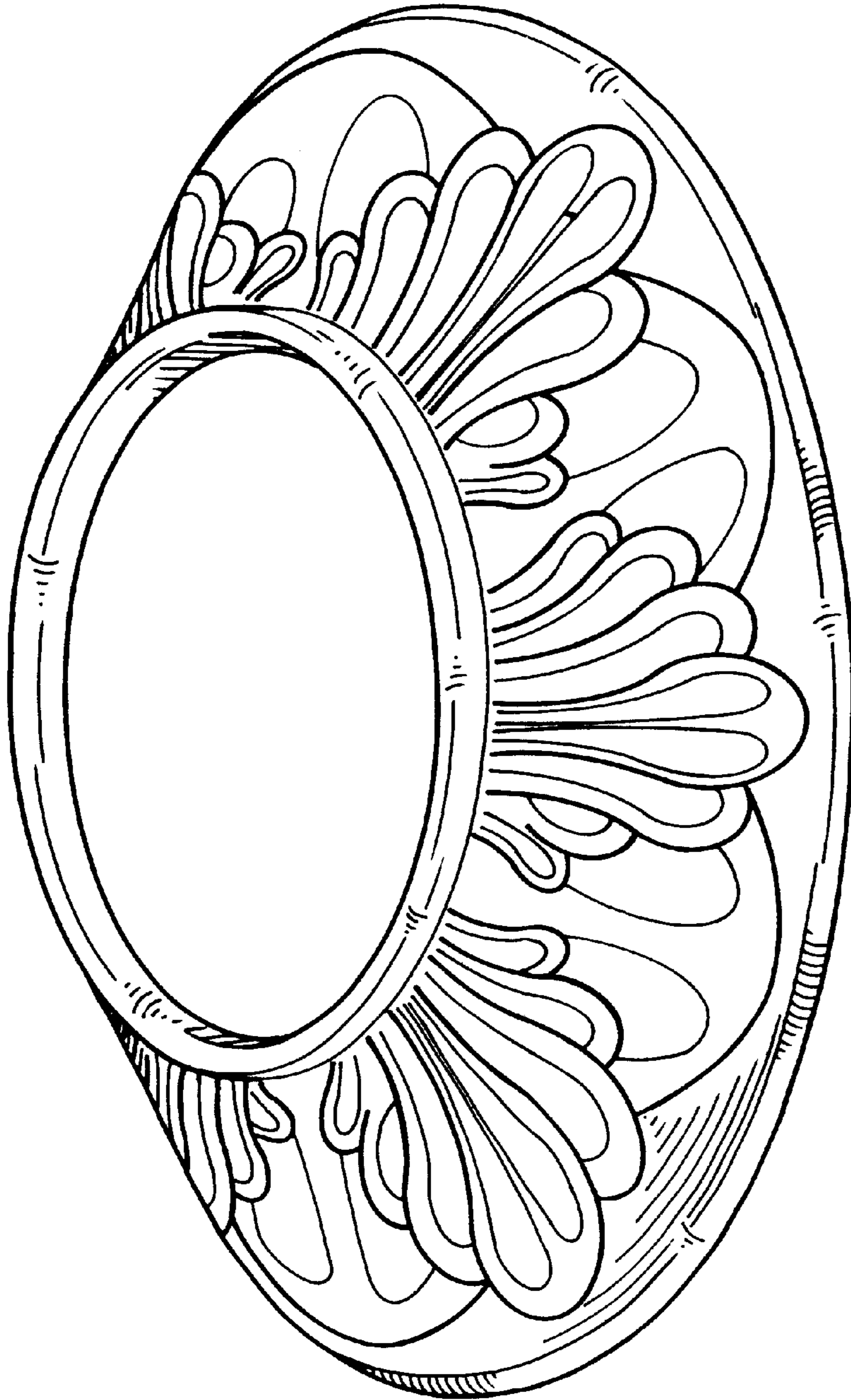



FIG. 1



**FIG. 2**

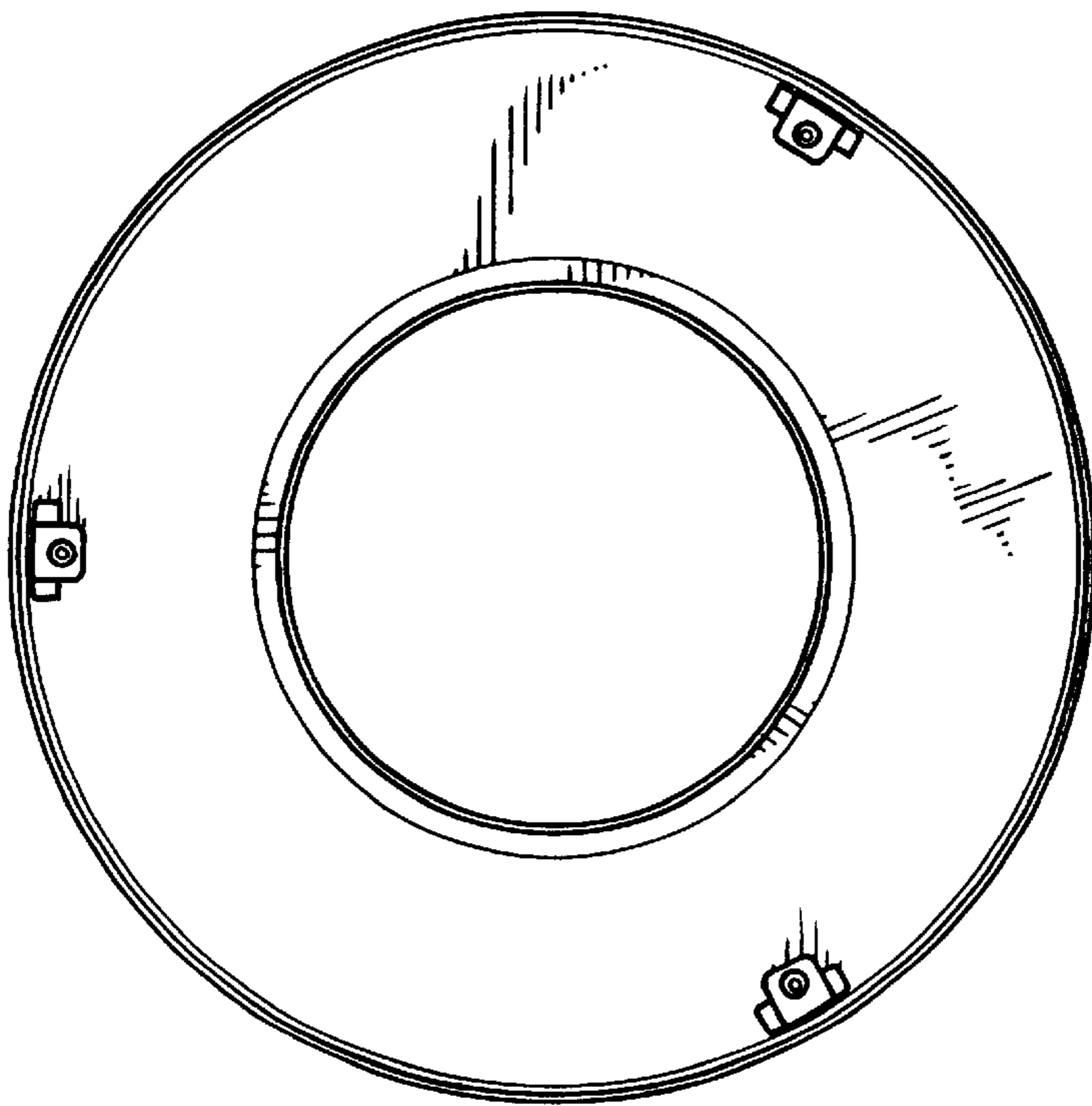


FIG. 3



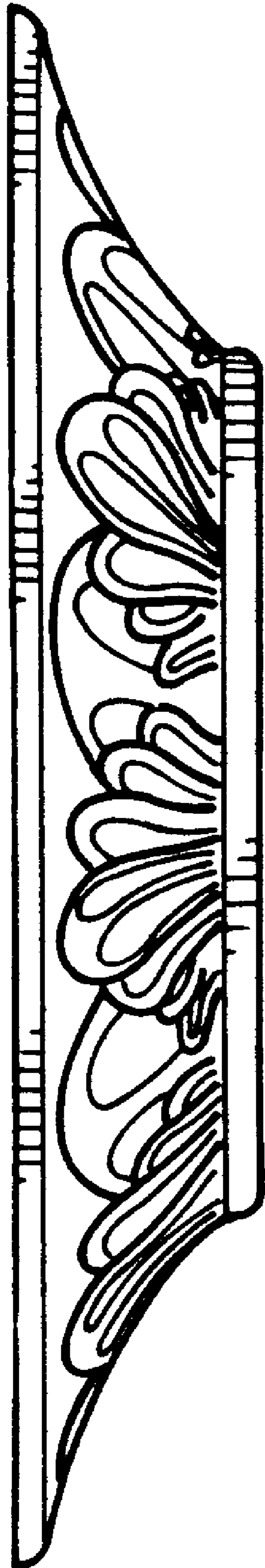



FIG. 4



**FIG. 5**



**FIG. 6**



**FIG. 7**