



US00D483432S

(12) **United States Design Patent**
Parsons

(10) **Patent No.: US D483,432 S**

(45) **Date of Patent: ** Dec. 9, 2003**

- (54) **BATON**
- (75) **Inventor: Kevin L. Parsons, Appleton, WI (US)**
- (73) **Assignee: Armament Systems and Procedures, Inc., Appleton, WI (US)**
- (**) **Term: 14 Years**
- (21) **Appl. No.: 29/179,369**
- (22) **Filed: Apr. 9, 2003**

5,590,951 A	1/1997	Matthews	362/205
5,601,359 A	2/1997	Sharrah et al.	362/204
D391,336 S	2/1998	Cecilio	D22/117
D403,446 S	12/1998	Lynch et al.	D26/37
D403,447 S	12/1998	Parsons	D26/37
D404,789 S	1/1999	Starrett	D22/117
D418,235 S	12/1999	Houplain	D26/37
D418,617 S	1/2000	Parsons	D26/46
D421,503 S	3/2000	Parsons	D26/49
D440,273 S	4/2001	Hindi	D22/117
D451,224 S	* 11/2001	Yang	D26/49
D452,545 S	* 12/2001	Starrett	D22/117
D455,512 S	4/2002	MacKool	D26/49
D474,827 S	* 5/2003	Todd	D22/117

Related U.S. Application Data

- (62) Division of application No. 29/112,423, filed on Oct. 15, 1999.
- (51) **LOC (7) Cl. 22-02**
- (52) **U.S. Cl. D22/117**
- (58) **Field of Search D22/117, 118, D22/199; D26/37-50; 224/914; 362/102**

References Cited

U.S. PATENT DOCUMENTS

4,171,534 A	10/1979	Strowe	362/183
D263,170 S	2/1982	Maglica	D26/49
4,388,673 A	6/1983	Maglica	362/183
4,479,171 A	* 10/1984	Mains	362/102
D282,863 S	* 3/1986	Kashary, Jr.	D22/117
4,577,263 A	3/1986	Maglica	362/187
D306,492 S	3/1990	Sharrah	D26/49
D307,488 S	4/1990	Sharrah	D26/49
D310,425 S	9/1990	Sharrah	D26/49
D312,509 S	11/1990	Sharrah	D26/49
5,016,148 A	5/1991	Kohm	362/102
5,060,123 A	10/1991	Arnold	362/102
5,205,640 A	4/1993	Shin	362/205
D342,333 S	12/1993	Maglica	D26/49
5,287,255 A	2/1994	Strodtman	362/102
D348,112 S	6/1994	Maglica	D26/49
D351,245 S	10/1994	Maglica	D26/49
D353,216 S	12/1994	Sharrah et al.	D26/37
D353,217 S	12/1994	Maglica	D26/49
D363,361 S	10/1995	Maglica	D26/49
D367,721 S	3/1996	Maglica	D26/49
D368,318 S	3/1996	Furth et al.	D26/49
D370,543 S	6/1996	Huen	D26/49

* cited by examiner

Primary Examiner—Catherine R. Oliver
(74) *Attorney, Agent, or Firm*—Welsh & Katz

(57) **CLAIM**

The ornamental design for a baton, as shown and described.

DESCRIPTION

FIG. 1 is a perspective view of a first embodiment of the baton.

FIG. 2 is a right side view of the first embodiment of the baton. The left side view is symmetrical to the right side view of the baton.

FIG. 3 is a top view of the first embodiment of the baton; FIG. 4 is a bottom view of the first embodiment of the baton; FIG. 5 is a perspective view of a second embodiment of the baton.

FIG. 6 is a right side view of the second embodiment of the baton. The left side view is symmetrical to the right side view of the baton.

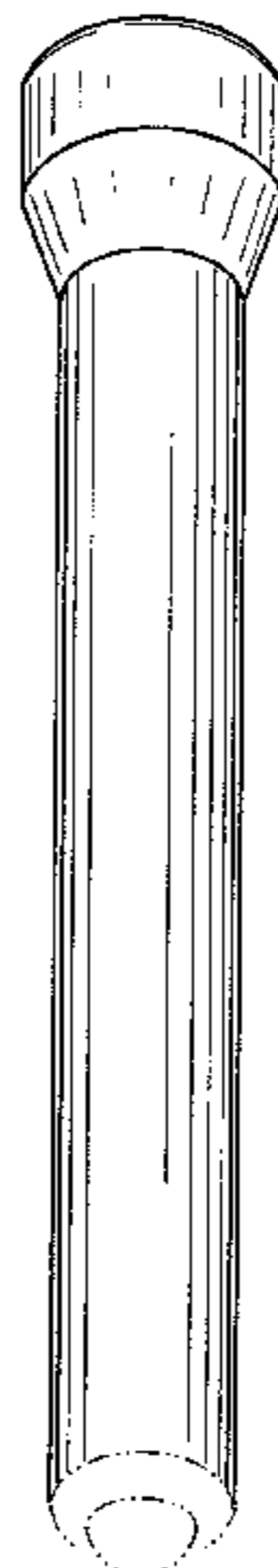
FIG. 7 is a top view of the second embodiment of the baton; and,

FIG. 8 is a bottom view of the second embodiment of the baton.

The baton is shown broken away in FIGS. 5 and 6 to indicate indeterminate length.

The broken line showing of environment in the drawings is for illustrative purposes only and forms no part of the claimed design.

1 Claim, 2 Drawing Sheets



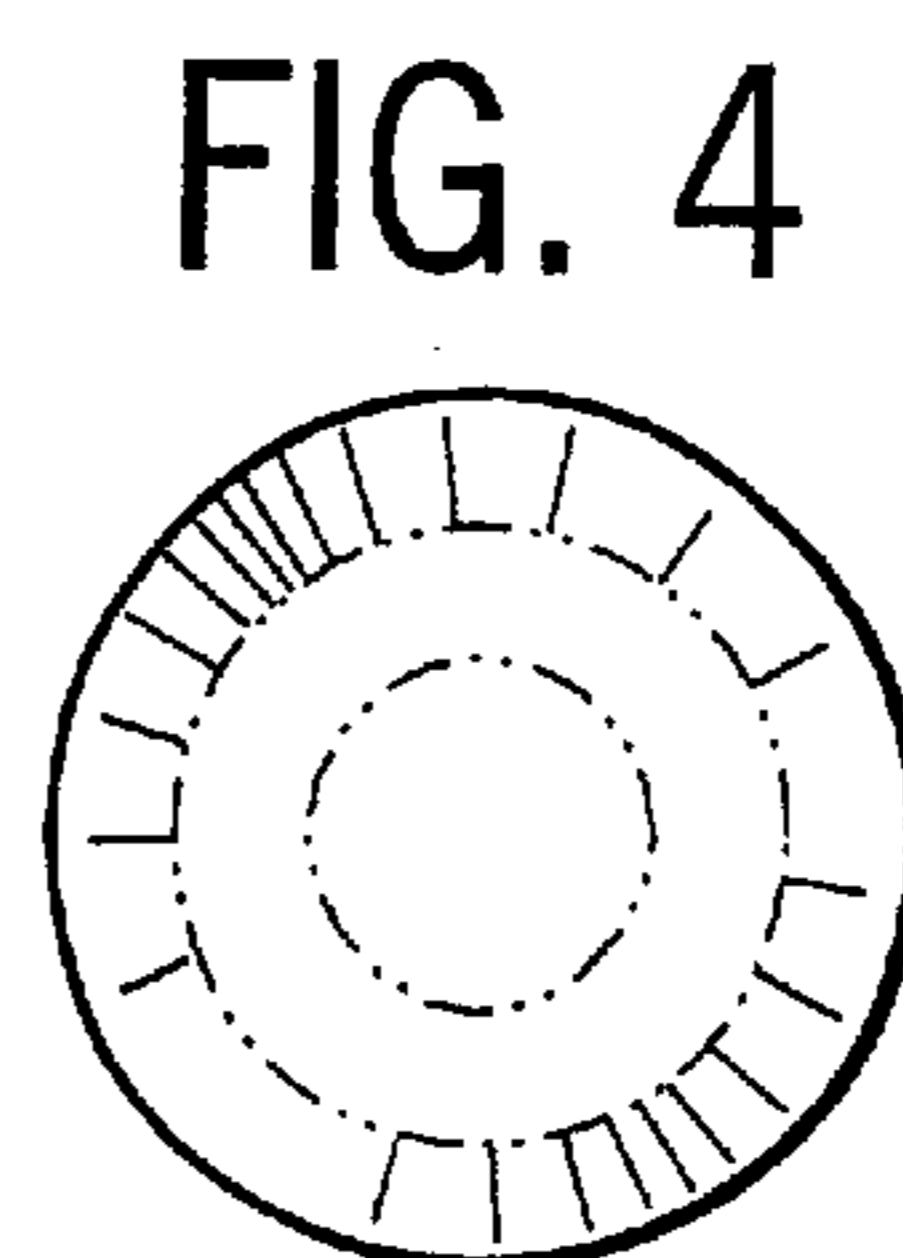
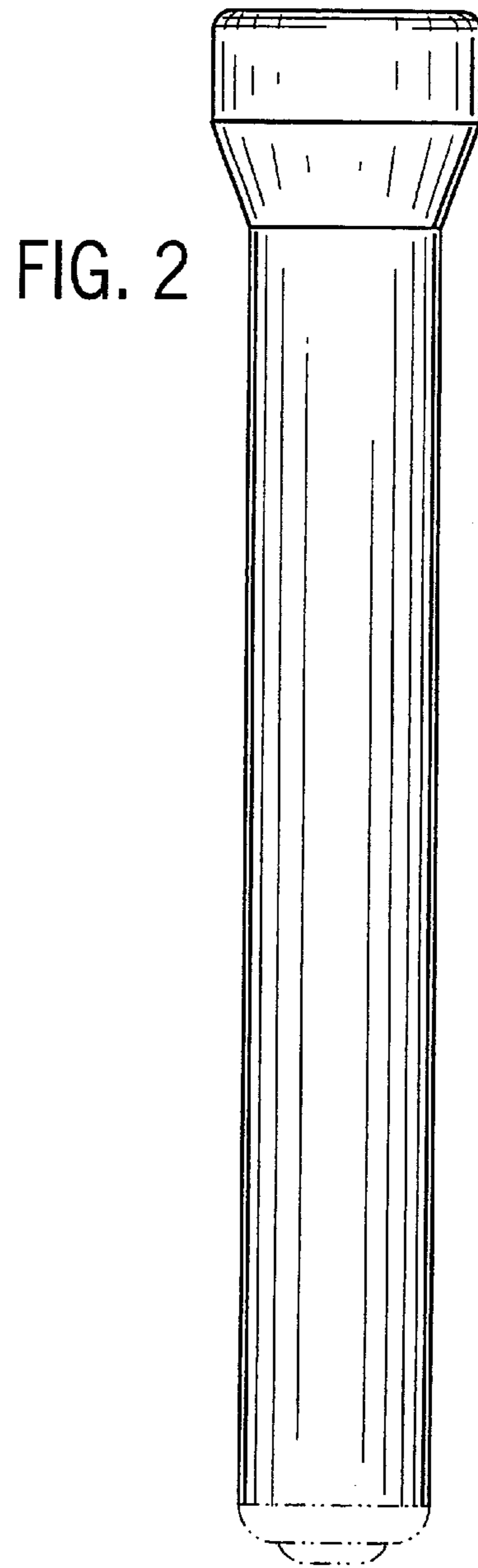
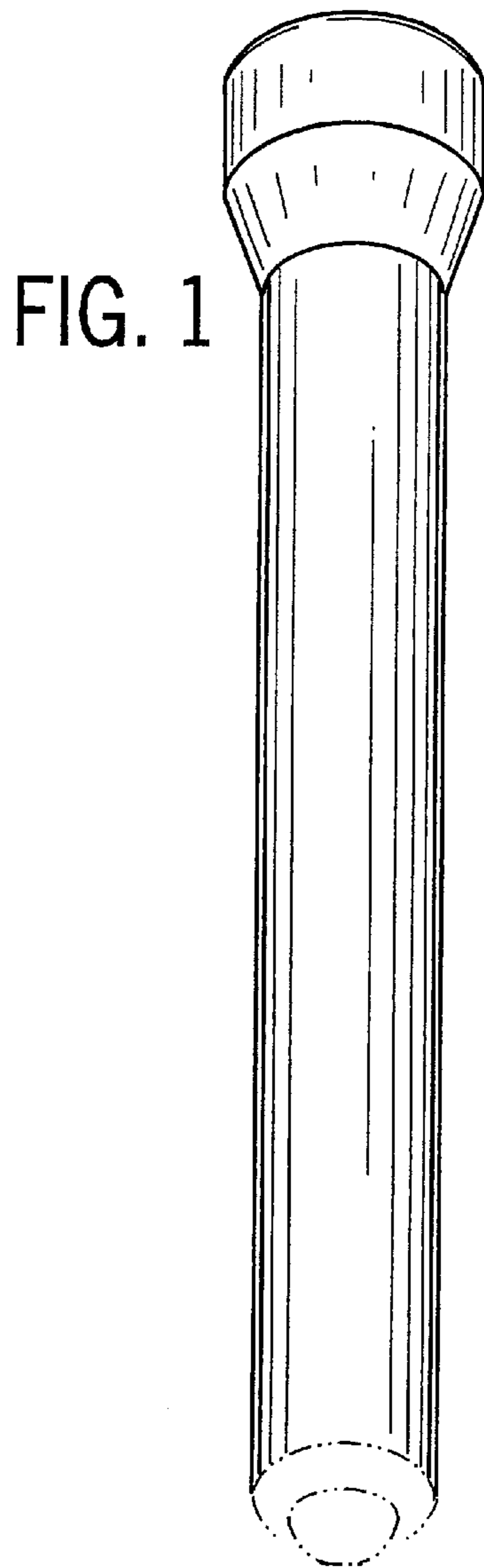


FIG. 5

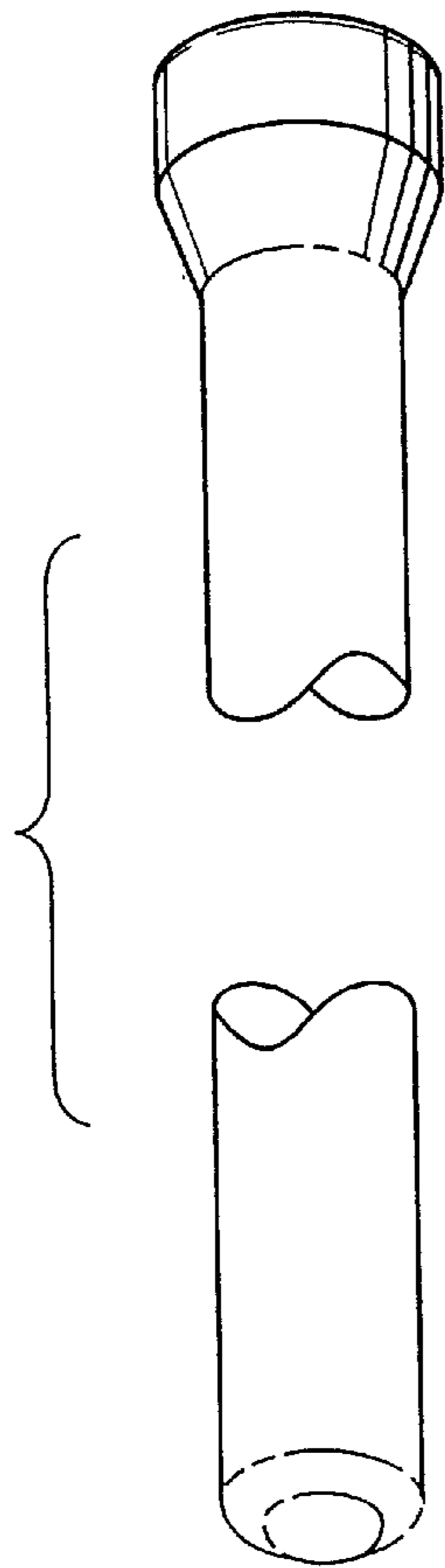


FIG. 6

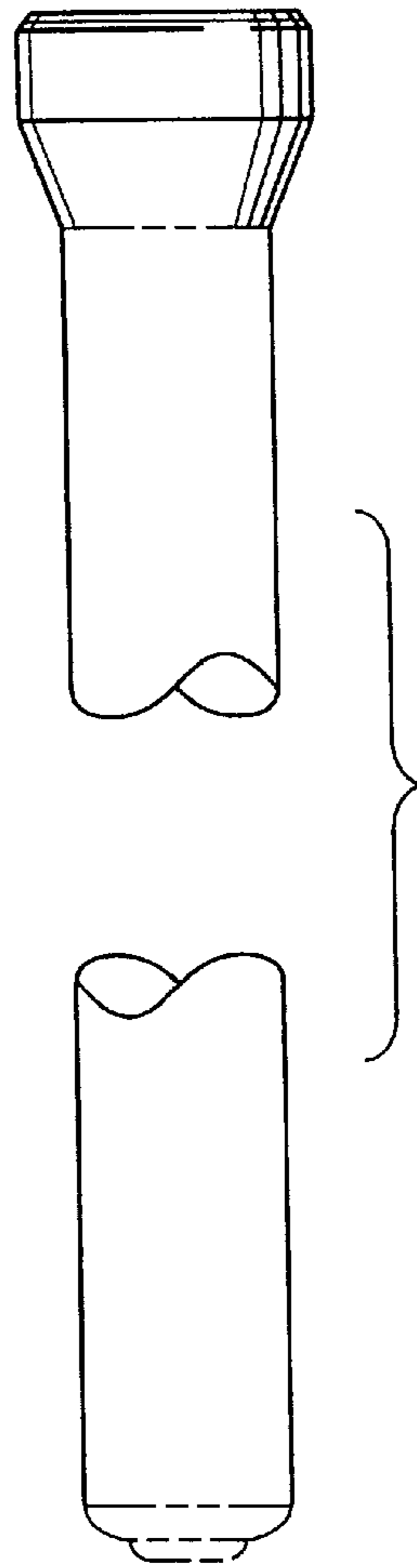


FIG. 7

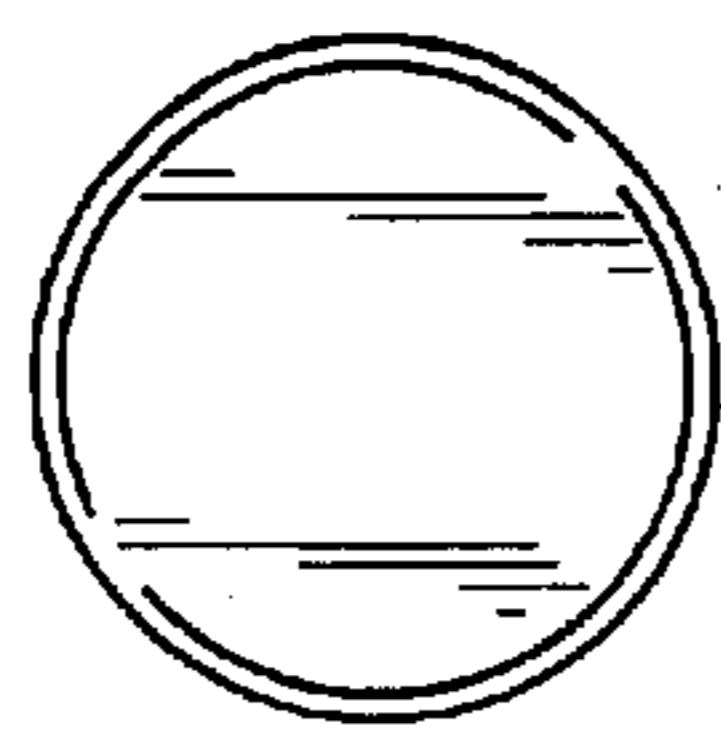


FIG. 8

