



US00D483424S

(12) **United States Design Patent**
Lowinger

(10) **Patent No.:** **US D483,424 S**

(45) **Date of Patent:** **** Dec. 9, 2003**

(54) **BASKETBALL**

D382,611 S * 8/1997 Lai D21/713
D446,267 S * 8/2001 Feeney et al. D21/713

(75) Inventor: **Danny Lowinger**, Cranston, RI (US)

FOREIGN PATENT DOCUMENTS

(73) Assignee: **Franklin Sports, Inc.**, Stoughton, MA (US)

FR 002781685 A3 * 2/2000 A63B/43/00

(**) Term: **14 Years**

* cited by examiner

(21) Appl. No.: **29/171,629**

Primary Examiner—Mitchell Siegel

(22) Filed: **Nov. 26, 2002**

Assistant Examiner—C Tuttle

(51) **LOC (7) Cl.** **21-02**

(74) *Attorney, Agent, or Firm*—Shook, Hardy & Bacon LLP

(52) **U.S. Cl.** **D21/713**

(58) **Field of Search** D21/707, 713;
473/569–577, 593–615

(57) **CLAIM**

The ornamental design for a basketball, as shown and described.

(56) **References Cited**

DESCRIPTION

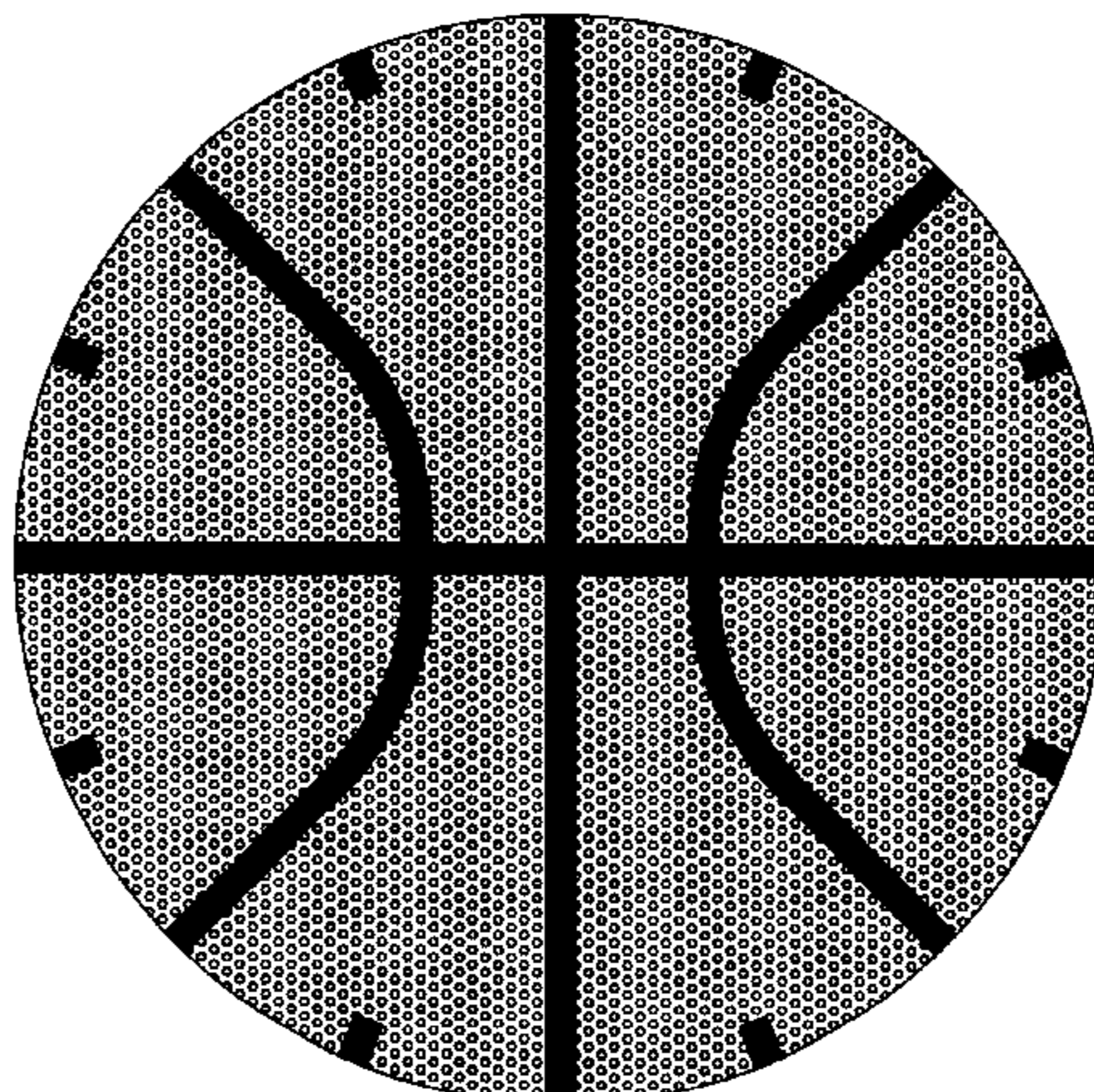
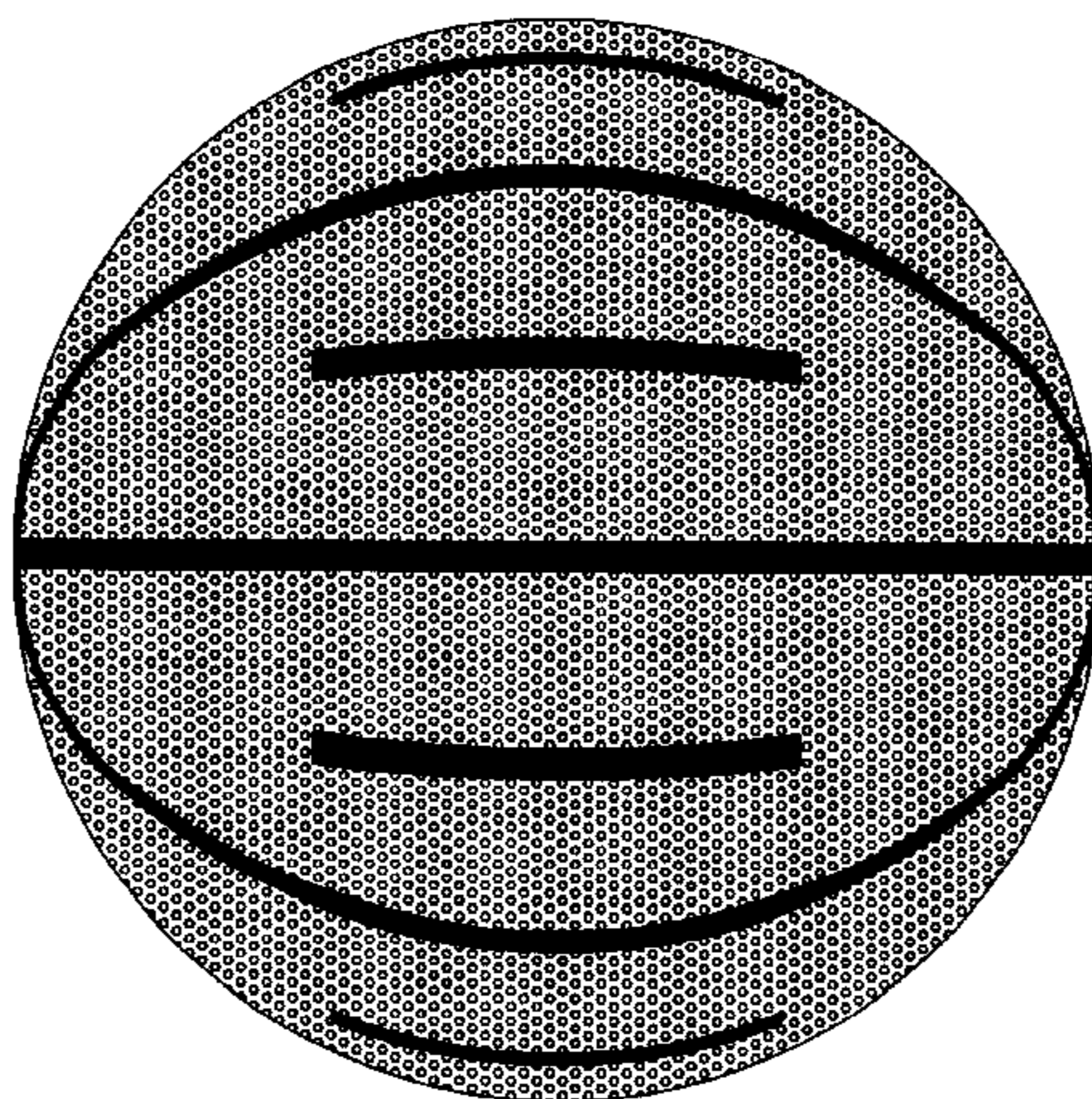
U.S. PATENT DOCUMENTS

D21,060 S	*	9/1891	Amselem	D21/713
3,858,876 A	*	1/1975	Williams	473/450
4,381,109 A	*	4/1983	Von Kohorn	473/570
D355,008 S	*	1/1995	Vitiello et al.	D21/713
D365,862 S	*	1/1996	Shishido et al.	D21/704
D370,705 S	*	6/1996	Cullen, III	D21/709
5,636,835 A	*	6/1997	Schindler et al.	473/605

FIG. 1 is a front elevational view of a basketball showing my new design, with the top plan view, bottom plan view and rear elevational view appearing the same as the front elevational view shown; and,

FIG. 2 is a right side elevational view thereof, with the left side elevational view appearing the same as the right side elevational view shown.

1 Claim, 1 Drawing Sheet



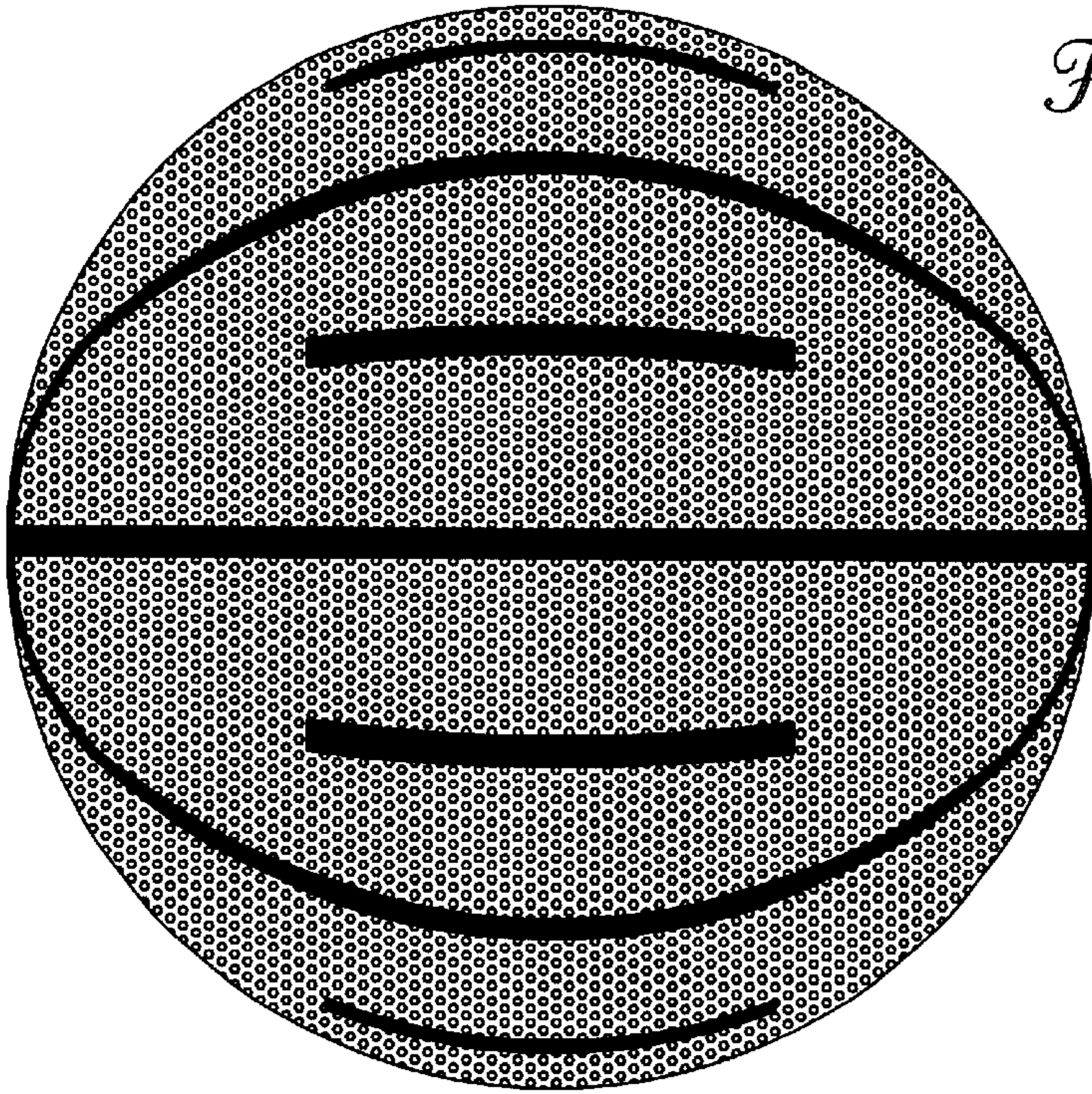


Fig. 1

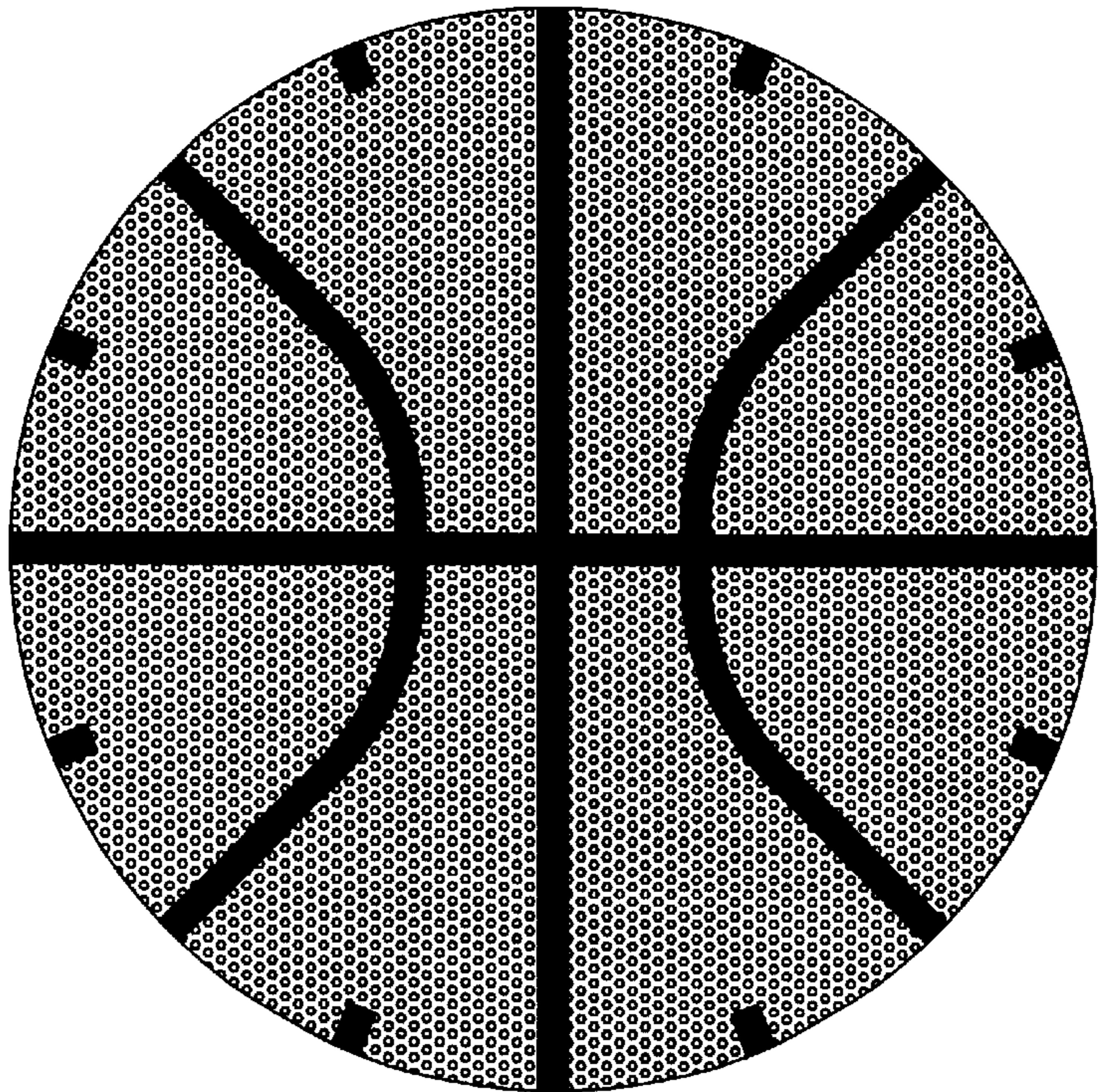


Fig. 2