



US00D483422S

(12) **United States Design Patent**
Chernek

(10) **Patent No.:** **US D483,422 S**

(45) **Date of Patent:** **** Dec. 9, 2003**

(54) **KITE**
(75) **Inventor:** **Frank S. Chernek**, Fairview, PA (US)
(73) **Assignee:** **Marvel Enterprises, Inc.**, New York, NY (US)
(**) **Term:** **14 Years**

(21) **Appl. No.:** **29/166,101**
(22) **Filed:** **Aug. 6, 2002**

(51) **LOC (7) Cl.** **21-01**
(52) **U.S. Cl.** **D21/445**
(58) **Field of Search** D21/436, 445, D21/449, 453, 419, 423, 421, 760, 765, 766, 768, 769, 771, 801, 803; 446/30-32, 34, 49, 61, 68, 66, 490; 244/153 R, 155 R, 153 A, 155 A, 154; 441/65, 74, 75; 280/87.042

(56) **References Cited**
U.S. PATENT DOCUMENTS

1,925,427 A * 9/1933 Wurtzer 244/154
2,035,730 A * 3/1936 Trevor 244/154
2,484,316 A * 10/1949 Simons 244/153 R
2,931,600 A * 4/1960 Riker 244/153 R

3,241,793 A * 3/1966 Curtis et al. 244/153 R
4,634,085 A * 1/1987 Cuesta et al. 244/153 R
4,715,564 A * 12/1987 Kinn et al. 244/153 R
5,368,259 A * 11/1994 Tabor 244/145

* cited by examiner

Primary Examiner—Philip S. Hyder
Assistant Examiner—C Tuttle
(74) *Attorney, Agent, or Firm*—Melvin I. Stoltz

(57) **CLAIM**

The ornamental design for a kite, as shown and described.

DESCRIPTION

FIG. 1 is a perspective view of the kite showing my new design;
FIG. 2 is a bottom plan view thereof;
FIG. 3 is a top plan view thereof;
FIG. 4 is a side elevation view thereof, the opposite side being identical in appearance; and,
FIG. 5 is a front view thereof, with the rear view thereof being identical in appearance.
The broken lines shown in FIG. 1 are for illustrative purposes only and form no part of the claimed design.

1 Claim, 1 Drawing Sheet

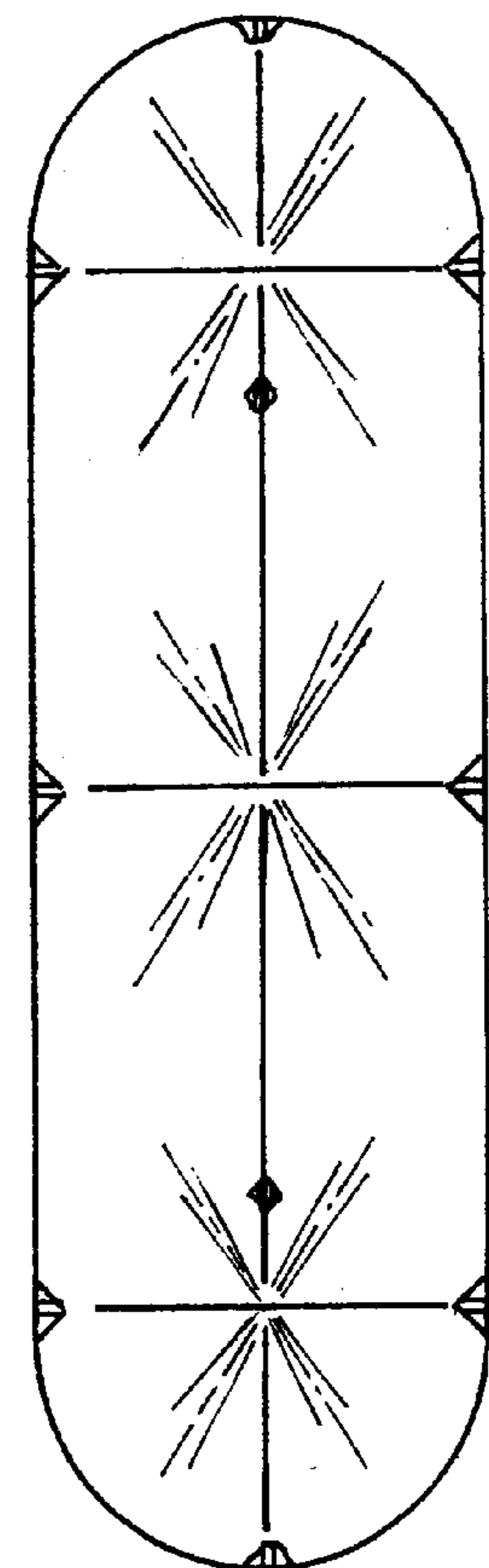
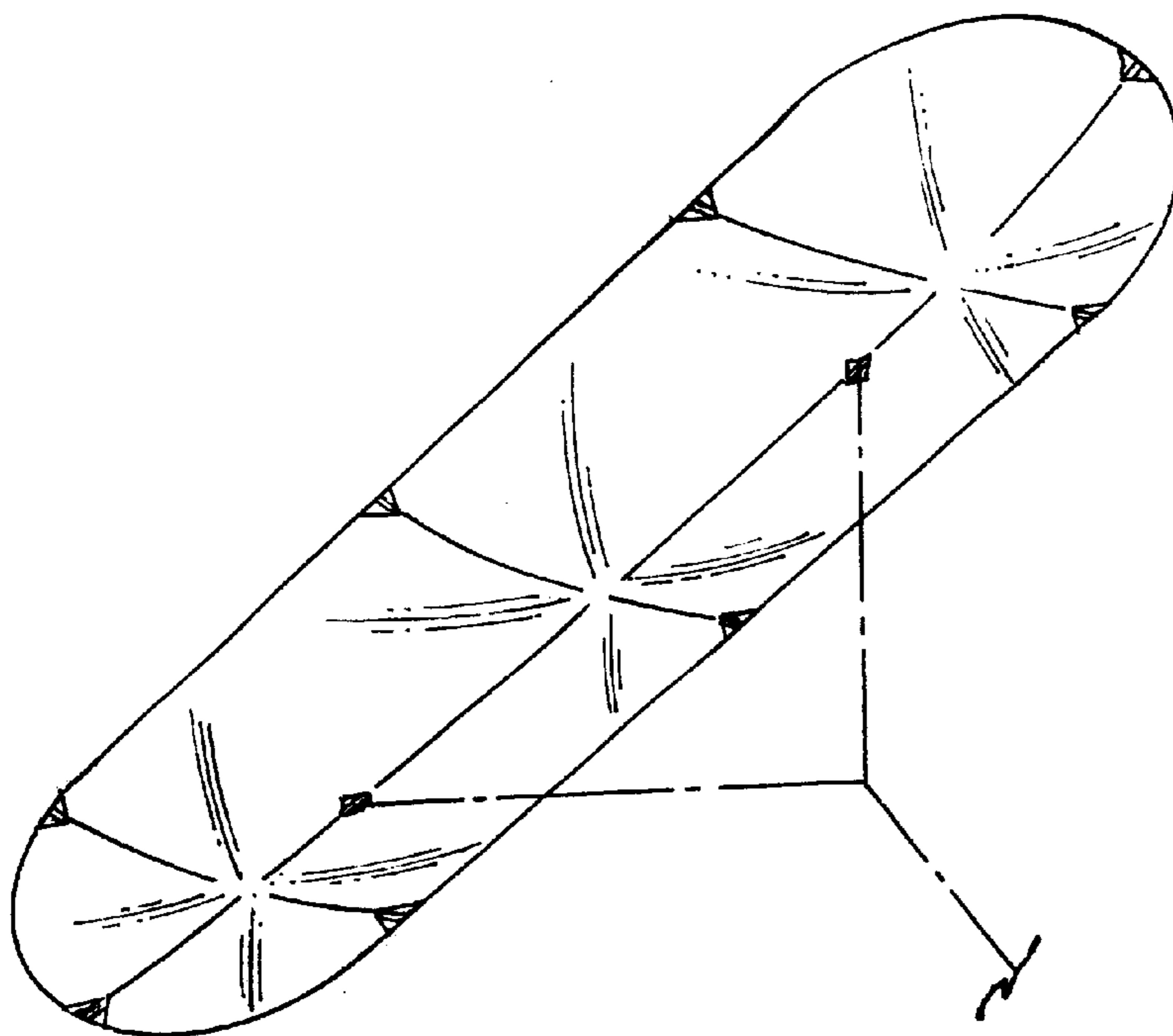


FIG. 1

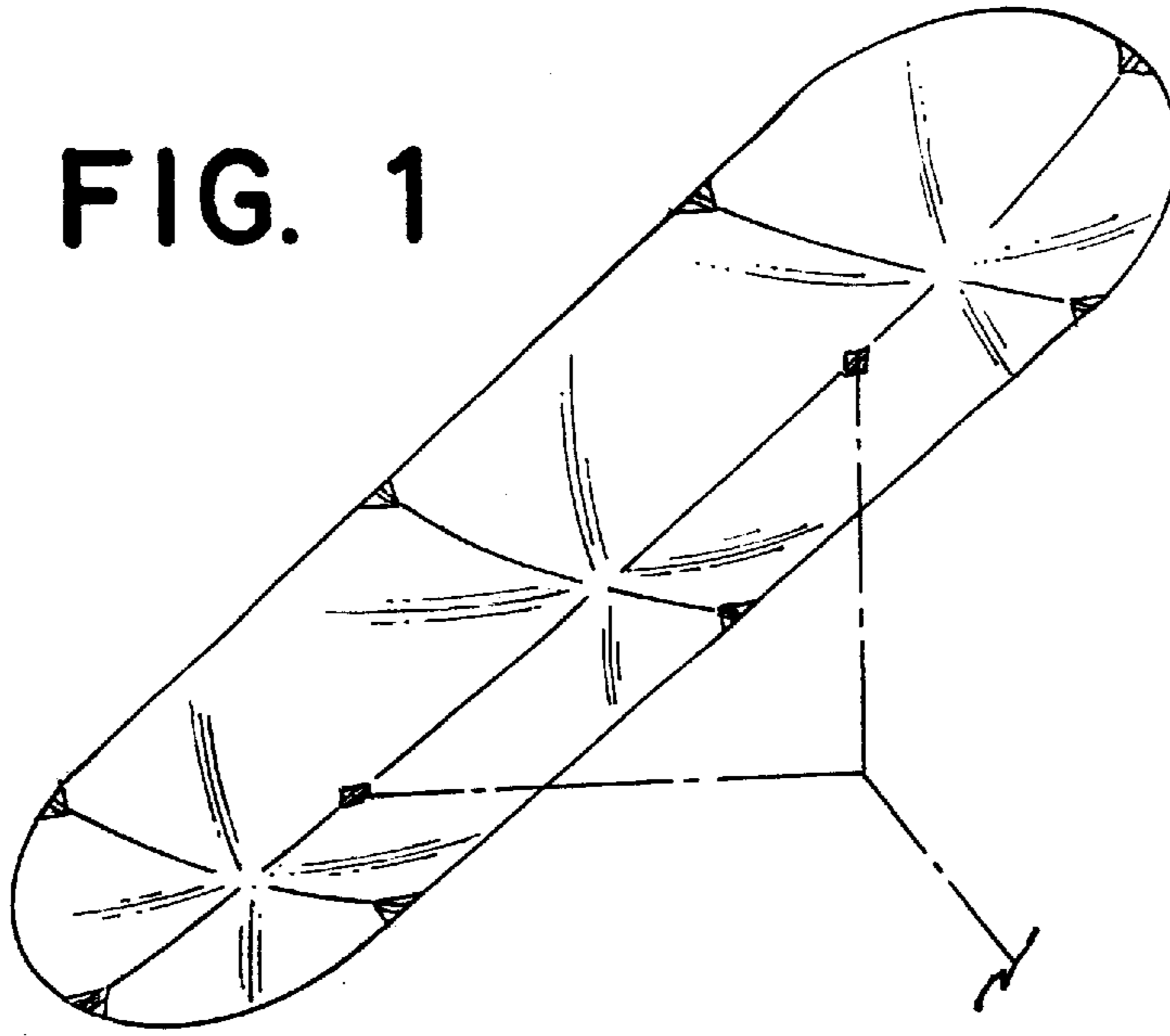


FIG. 3

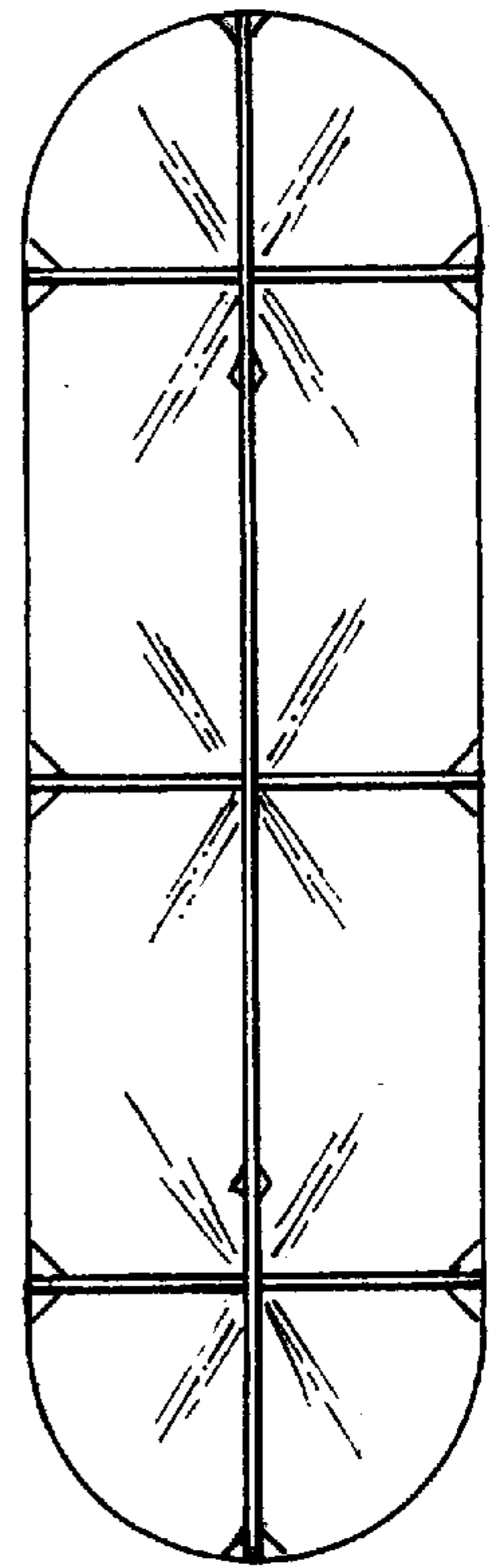


FIG. 2

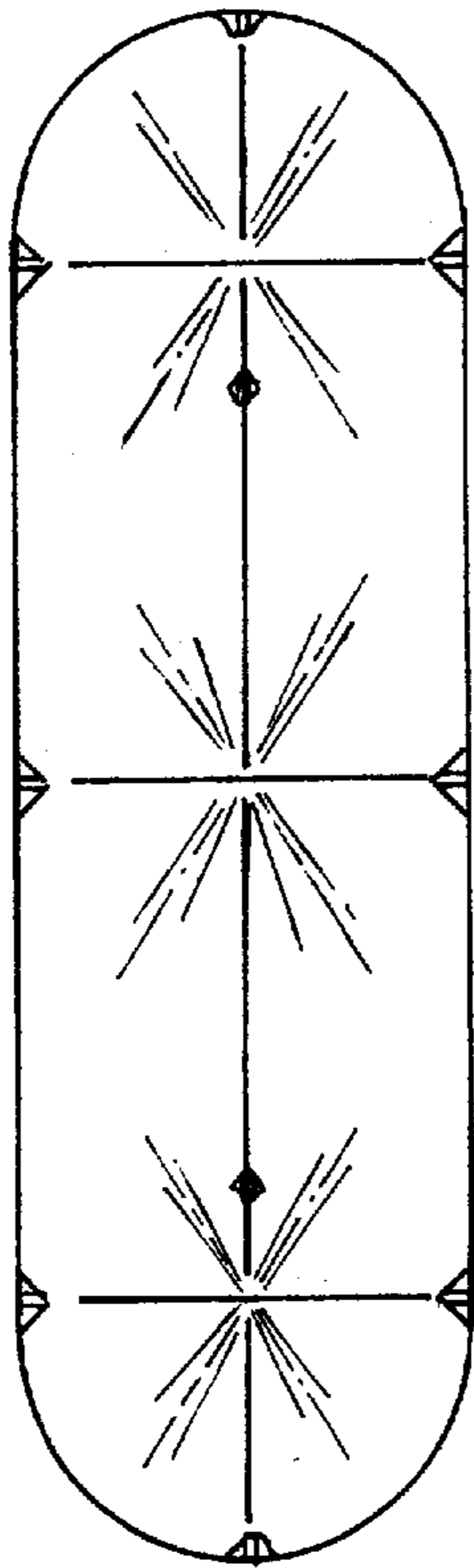


FIG. 5



FIG. 4

