



US00D483421S

(12) **United States Design Patent**
Chernek

(10) **Patent No.:** **US D483,421 S**

(45) **Date of Patent:** **** Dec. 9, 2003**

(54) **KITE**
(75) **Inventor:** **Frank S. Chernek**, Fairview, PA (US)
(73) **Assignee:** **Marvel Enterprises, Inc.**, New York, NY (US)
(**) **Term:** **14 Years**

(21) **Appl. No.:** **29/165,259**
(22) **Filed:** **Aug. 6, 2002**

(51) **LOC (7) Cl.** **21-01**
(52) **U.S. Cl.** **D21/445**
(58) **Field of Search** D21/436, 445, D21/449, 453, 419, 421, 423, 760, 765, 766, 768, 769, 771, 801, 803; 446/30-32, 34, 61, 66, 68, 490; 244/153 R, 155 R, 155 A, 153 A, 154; 441/65, 74, 75, 79

(56) **References Cited**

U.S. PATENT DOCUMENTS

2,484,316 A * 10/1949 Simons 244/153 R
2,931,600 A * 4/1960 Riker 244/153 R
3,241,793 A * 3/1966 Curtis et al. 244/153 R
3,248,075 A * 4/1966 Cunningham 244/153 R
4,634,085 A * 1/1987 Cuesta et al. 244/153 R

4,715,564 A * 12/1987 Kinn et al. 244/153 R
4,804,347 A * 2/1989 Ross 441/79
5,368,259 A * 11/1994 Tabor 244/145
5,934,962 A * 8/1999 Daum et al. 441/79
5,944,570 A * 8/1999 Appleby 441/65

* cited by examiner

Primary Examiner—Philip S. Hyder
Assistant Examiner—C Tuttle
(74) *Attorney, Agent, or Firm*—Melvin I. Stoltz

(57) **CLAIM**

The ornamental design for a kite, as shown and described.

DESCRIPTION

FIG. 1 is a perspective view of the kite showing my new design;
FIG. 2 is a bottom plan view thereof;
FIG. 3 is a top plan view thereof;
FIG. 4 is a side elevation view thereof, the opposite side being a mirror image thereof;
FIG. 5 is a front view thereof; and,
FIG. 6 is a rear view thereof.

The broken lines shown in FIG. 1 are for illustrative purposes only and form no part of the claimed design.

1 Claim, 1 Drawing Sheet

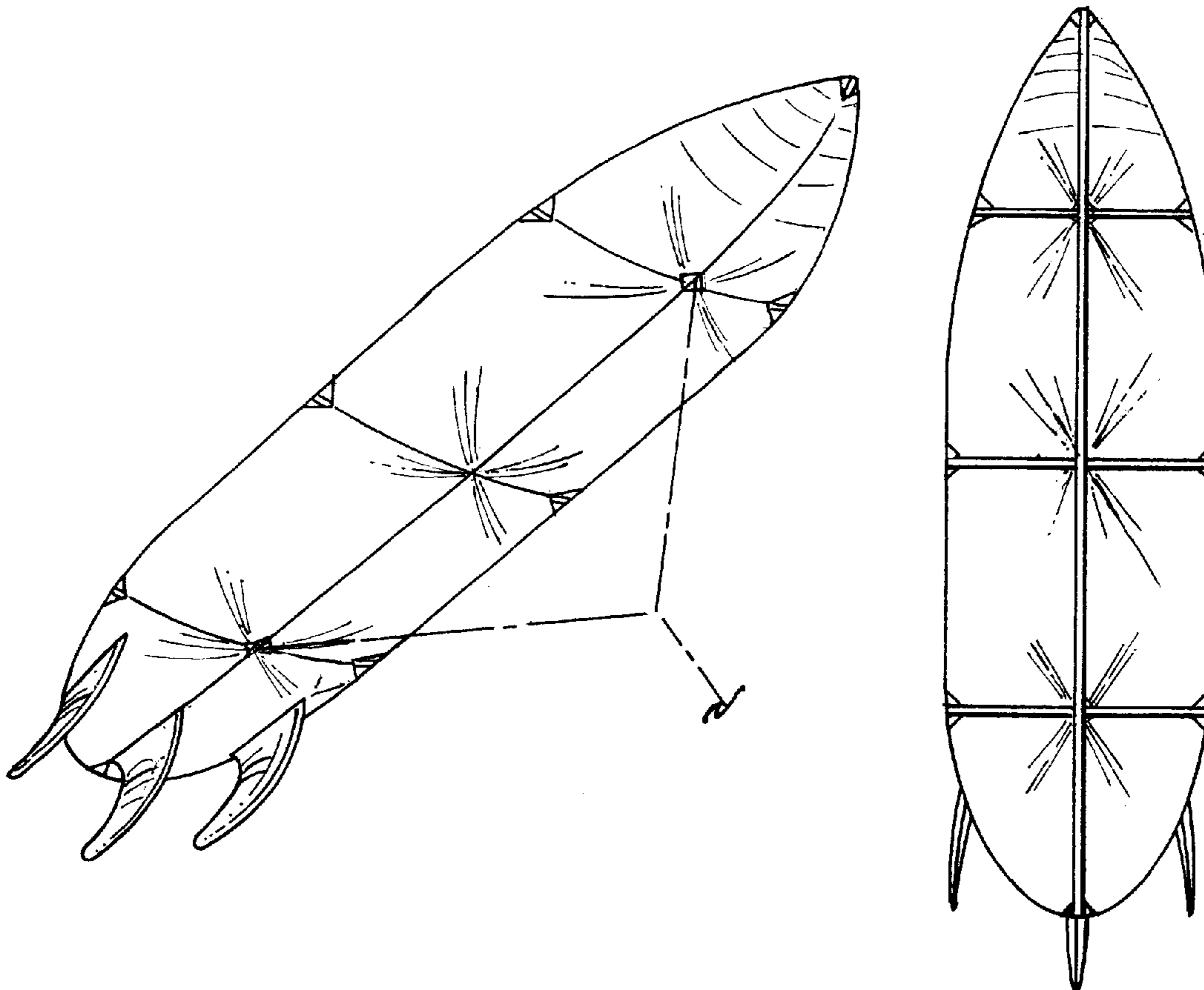


FIG. 1

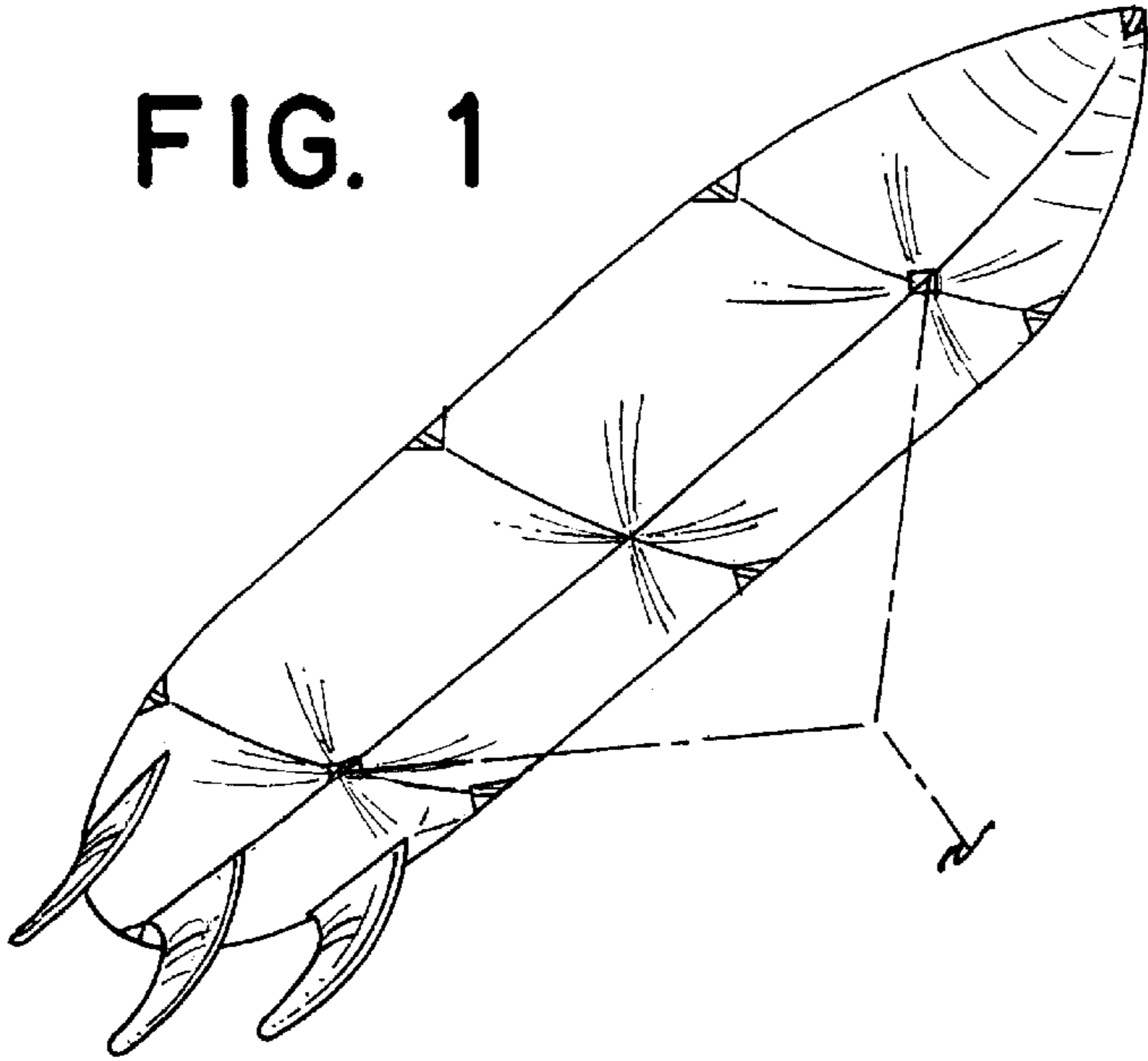


FIG. 3

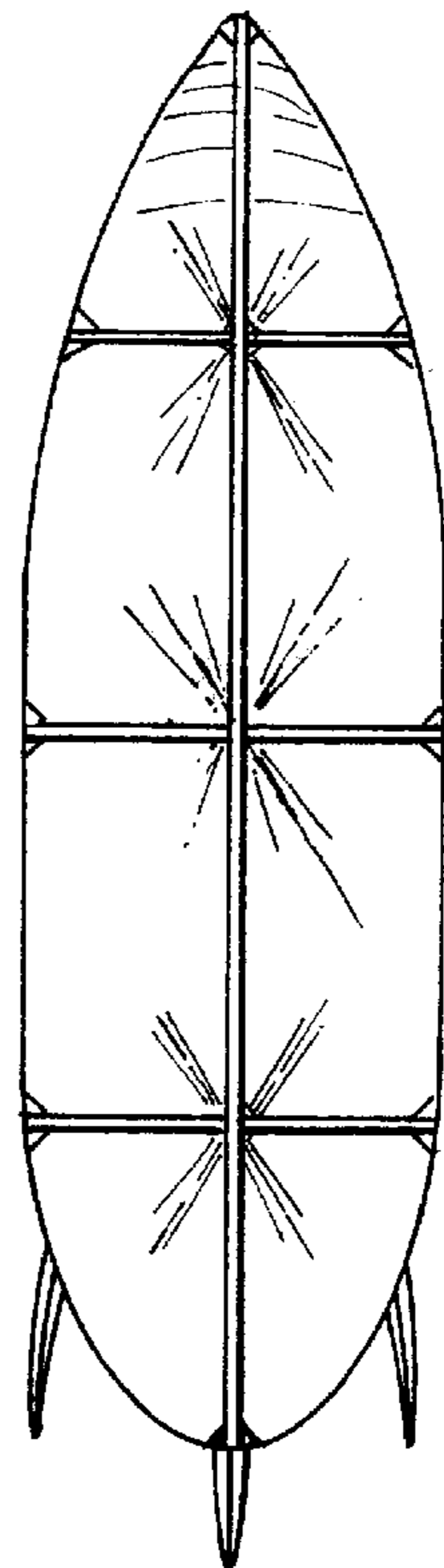


FIG. 2

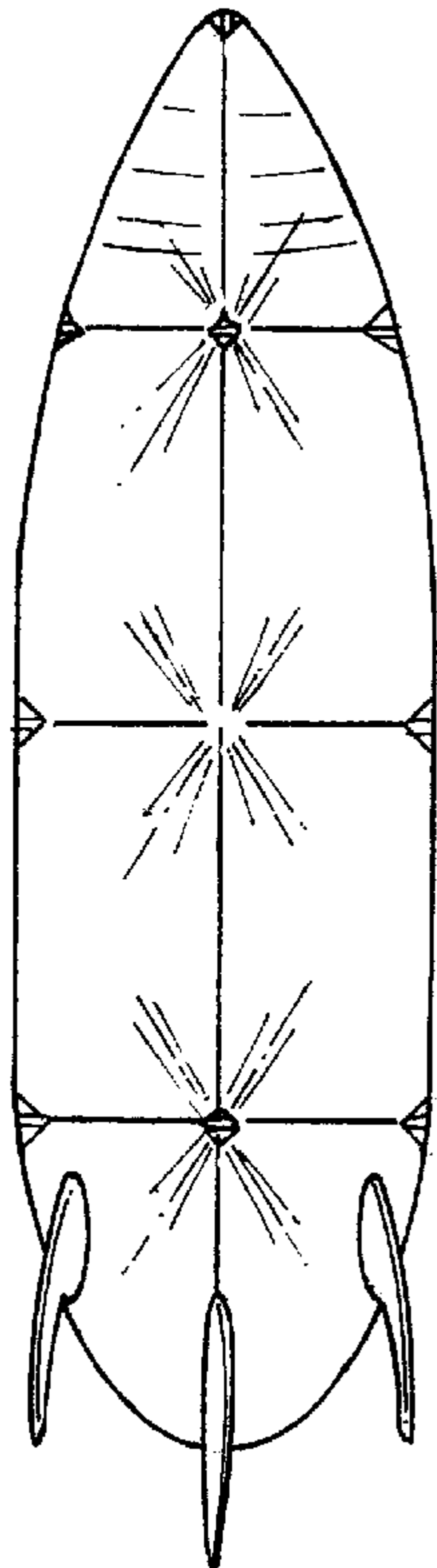


FIG. 5

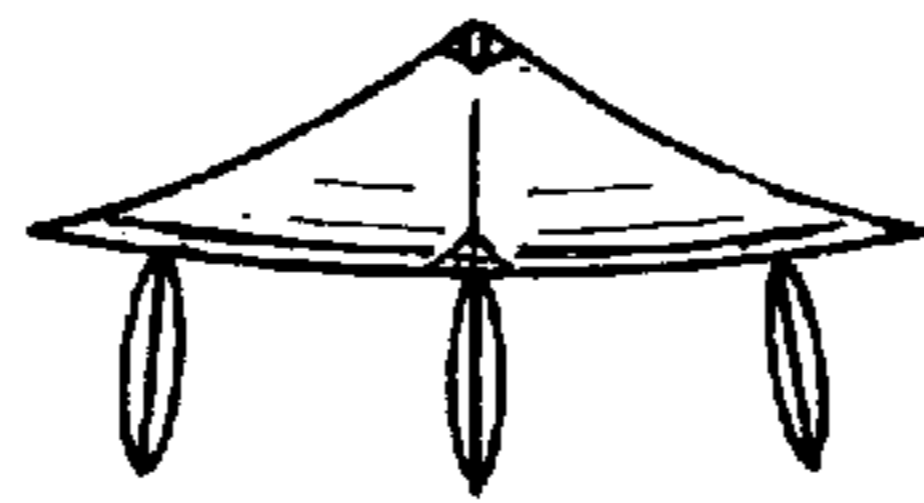


FIG. 6

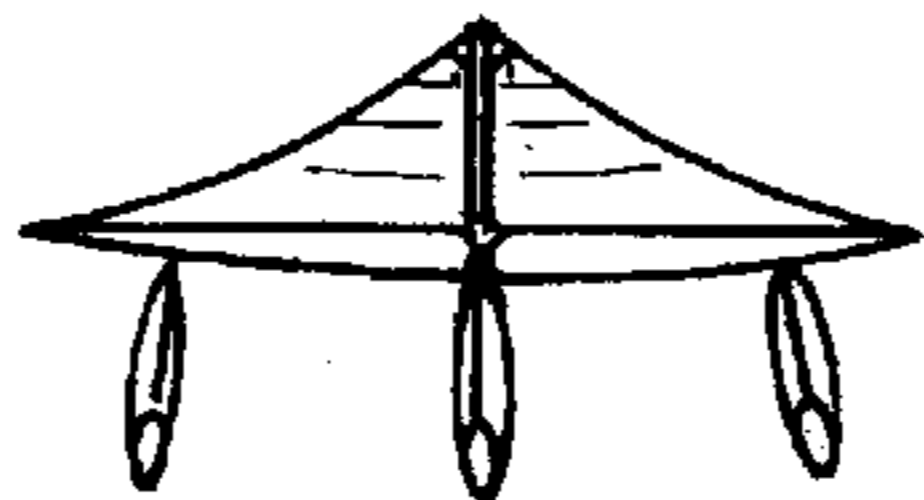


FIG. 4

