



US00D483405S

(12) **United States Design Patent** (10) **Patent No.:** **US D483,405 S**
Bratter et al. (45) **Date of Patent:** **** Dec. 9, 2003**

(54) **SHEET WITH REMOVABLE FLAGS**

(75) Inventors: **Adam Bratter**, Newport Coast, CA
(US); **Erik Olsen**, San Francisco, CA
(US)

(73) Assignee: **Avery Dennison Corporation**,
Pasadena, CA (US)

(**) Term: **14 Years**

(21) Appl. No.: **29/166,641**

(22) Filed: **Aug. 28, 2002**

(51) **LOC (7) Cl.** **19-01**

(52) **U.S. Cl.** **D19/2; D19/99; D19/1**

(58) **Field of Search** D19/1, 2, 6-8;
D20/22, 27, 29; 116/234, 235, 240; 402/14;
283/81, 101; 428/40.1, 42.3; 156/62, 249,
344; 281/5

(56) **References Cited**

U.S. PATENT DOCUMENTS

816,138 A	3/1906	Threlkeld	
2,195,646 A *	4/1940	Green	283/38
3,191,767 A *	6/1965	Glowiak	40/641 X
3,348,324 A *	10/1967	Cunningham	40/641
3,444,635 A *	5/1969	Setzler	40/641
3,473,827 A	10/1969	Leadbetter	
3,583,358 A *	6/1971	Hanson, Jr.	116/235
3,869,333 A *	3/1975	McMaster	428/56
3,958,816 A *	5/1976	Remmey, III	283/38
4,544,182 A *	10/1985	Spring	283/81
4,876,131 A *	10/1989	Ashby et al.	428/42.3
4,970,984 A *	11/1990	Vazquez	116/234
4,978,143 A	12/1990	Ericson	
5,104,148 A *	4/1992	Neal	283/81
5,182,152 A	1/1993	Ericson	
5,249,827 A	10/1993	Olson	
5,462,783 A *	10/1995	Esselmann	428/42.1

5,641,182 A	6/1997	Schwandt	
5,908,259 A	6/1999	Johnson	
D421,623 S *	3/2000	Haas et al.	D19/1
6,106,018 A	8/2000	McKeown et al.	
6,244,628 B1	6/2001	Muller	
6,403,188 B1 *	6/2002	Donahue	428/40.1

* cited by examiner

Primary Examiner—Martie K. Holtje

(74) *Attorney, Agent, or Firm*—Oppenheimer Wolff & Donnelly LLP

(57) **CLAIM**

The ornamental design for a sheet with removable flags, as shown and described.

DESCRIPTION

FIG. 1 is a front view illustrating a sheet with removable flags;

FIG. 2 is a left side view of the sheet with removable flags of FIG. 1;

FIG. 3 is a right side view of the sheet with removable flags of FIG. 1;

FIG. 4 is an end view of the sheet with removable flags of FIG. 1, the other end view being a mirror image of the view of FIG. 4;

FIG. 5 is a rear view of the sheet of removable flags of FIG. 1;

FIG. 6 is an alternative positioning of a removable flag in the embodiment of FIG. 1;

FIG. 7 is an exploded rear view of an alternative embodiment, in which the sheet is coated with adhesive in a pattern and the backing sheet is removable, the respective side, end and back views being the same as in FIGS. 2-5; and,

FIG. 8 is a front view of an alternative embodiment of a sheet with removable flags, the respective side, end and rear views being the same as in FIGS. 2-5.

1 Claim, 3 Drawing Sheets




FIG. 1

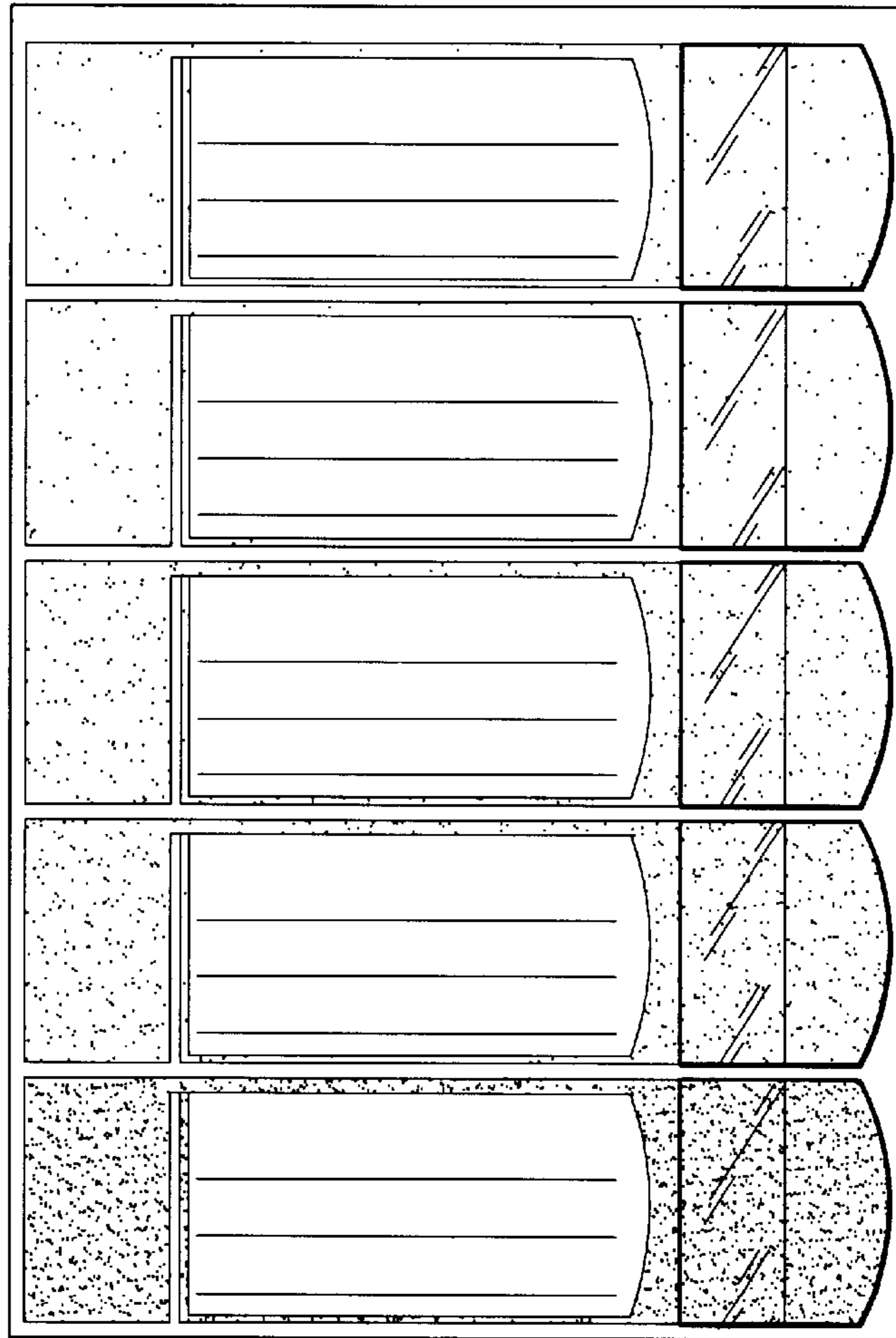


FIG. 2



FIG. 3

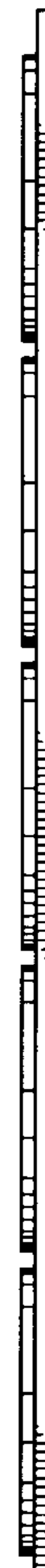


FIG. 4



FIG. 6

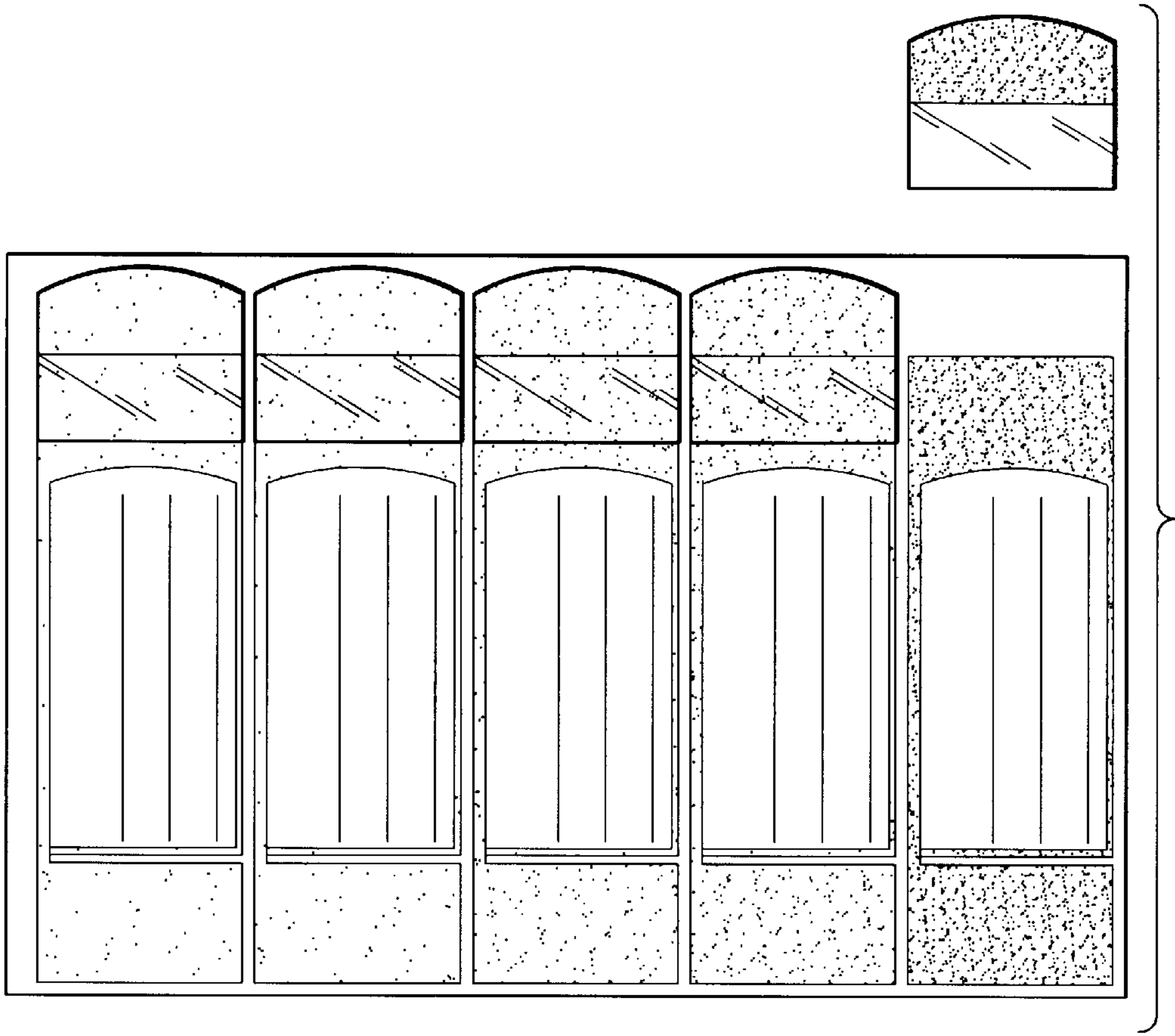


FIG. 5



FIG. 8

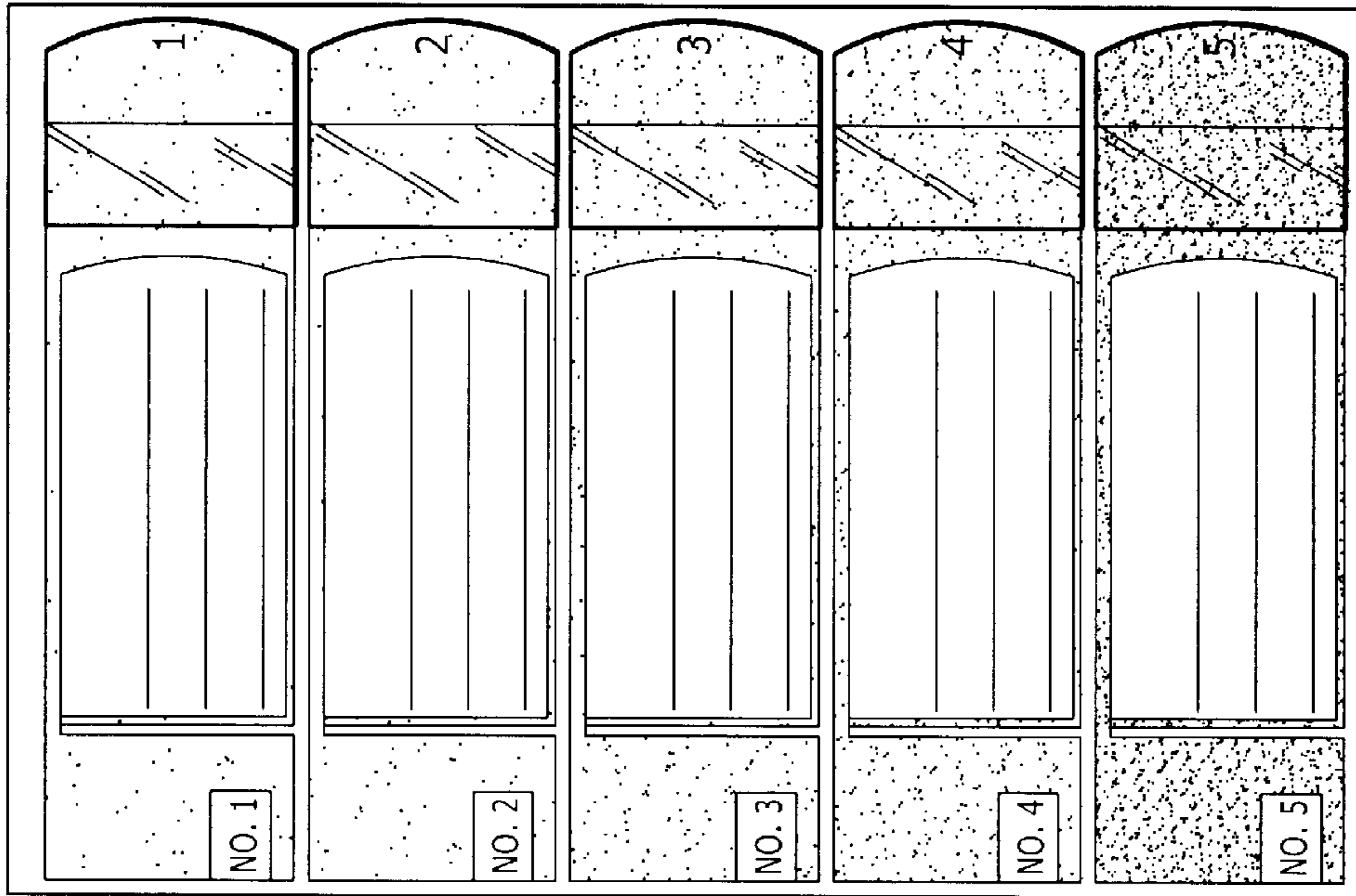


FIG. 7

