



US00D483395S

(12) **United States Design Patent**
Horn

(10) **Patent No.:** **US D483,395 S**

(45) **Date of Patent:** **** Dec. 9, 2003**

(54) **MUSICAL KEYBOARD**

(76) **Inventor:** **Steven R. Horn**, 52860 County Rd.
131, Bristol, IN (US) 46507

(**) **Term:** **14 Years**

(21) **Appl. No.:** **29/170,938**

(22) **Filed:** **Nov. 14, 2002**

(51) **LOC (7) Cl.** **17-01**

(52) **U.S. Cl.** **D17/1**

(58) **Field of Search** D17/1-2, 5, 7,
D17/9, 99; D14/392, 399; 84/174, 177,
180

(56) **References Cited**

U.S. PATENT DOCUMENTS

4,655,117 A * 4/1987 Roose 84/423 B
D344,971 S * 3/1994 Roose D17/2
D354,053 S * 1/1995 Kao D14/396
D358,808 S * 5/1995 Murdoch et al. D14/328

5,507,215 A * 4/1996 Lin 84/423 R
D371,352 S * 7/1996 Bertram et al. D14/395
D373,134 S * 8/1996 Bertram et al. D17/1
D471,196 S * 3/2003 Goto D14/392

* cited by examiner

Primary Examiner—Ruth McInroy

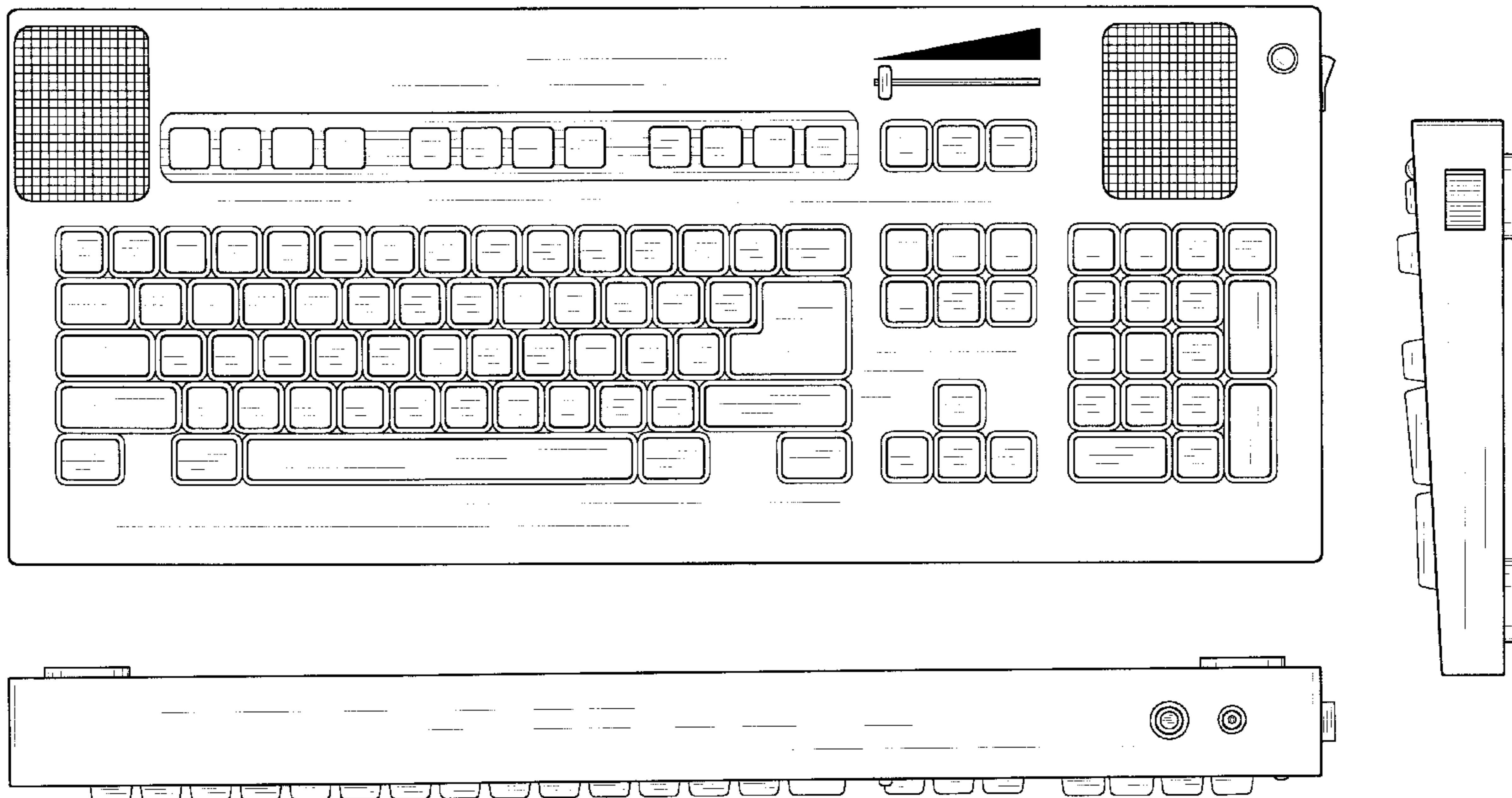
(57) **CLAIM**

The ornamental design for a musical keyboard, as shown and described.

DESCRIPTION

FIG. 1 is a top plan view of a musical keyboard showing my new design;
FIG. 2 is a bottom plan view thereof;
FIG. 3 is a right side view thereof;
FIG. 4 is a left side view thereof;
FIG. 5 is a rear view thereof; and,
FIG. 6 is a front view thereof.

1 Claim, 4 Drawing Sheets



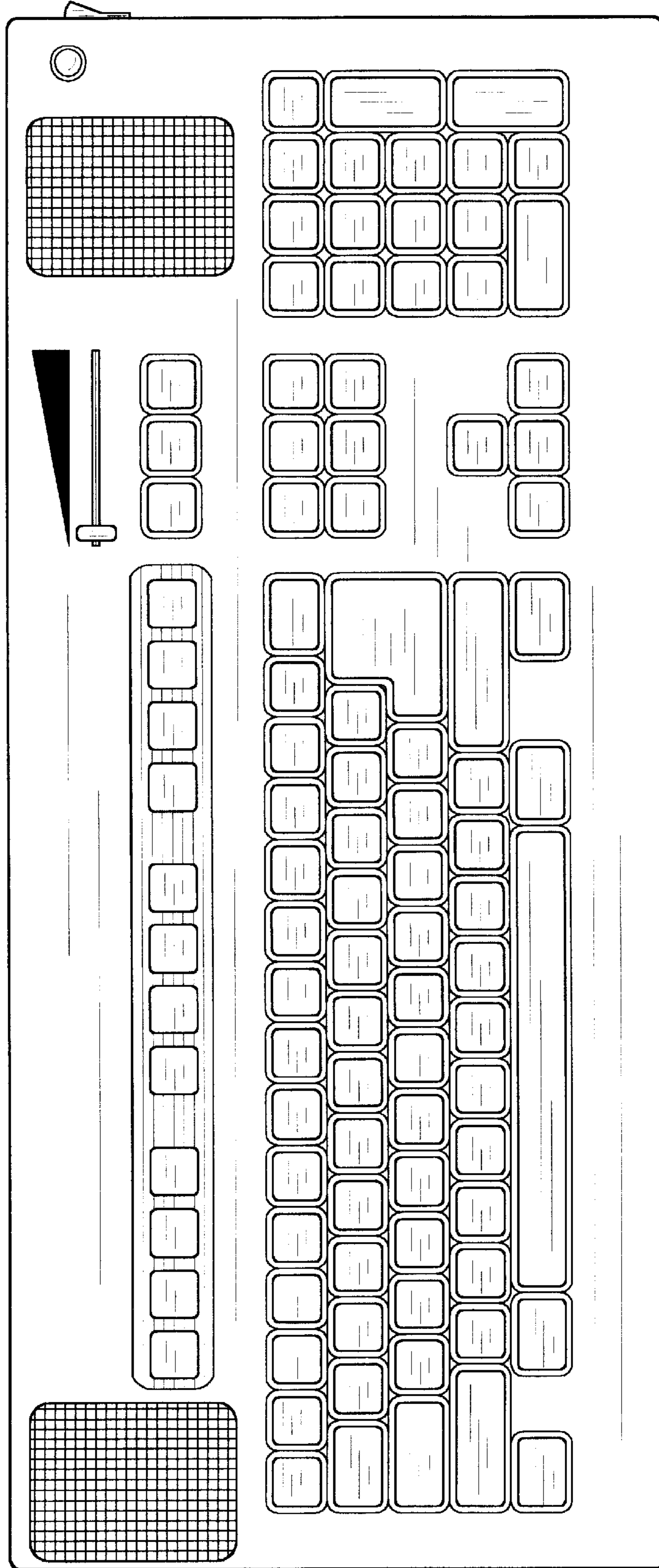


FIG. 1




FIG. 2

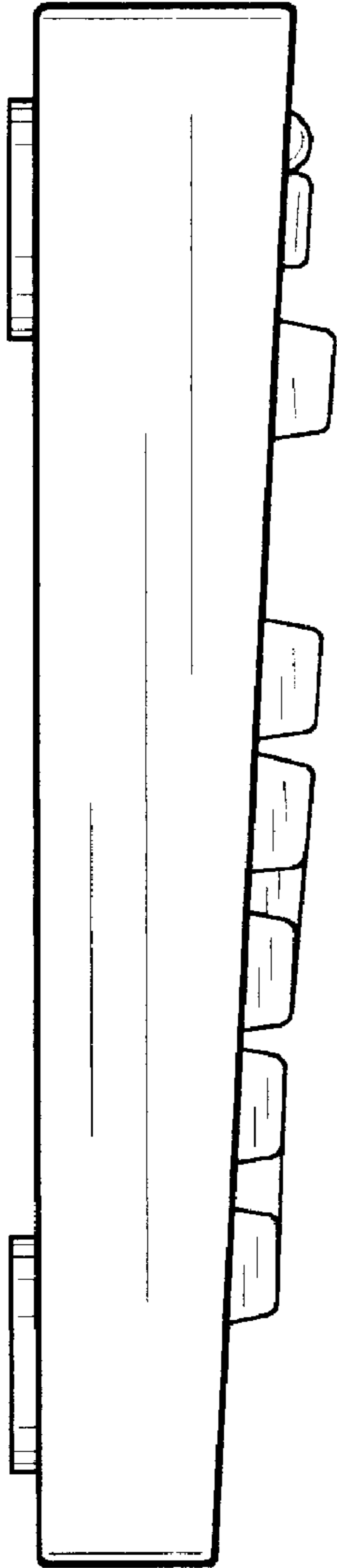


FIG. 3

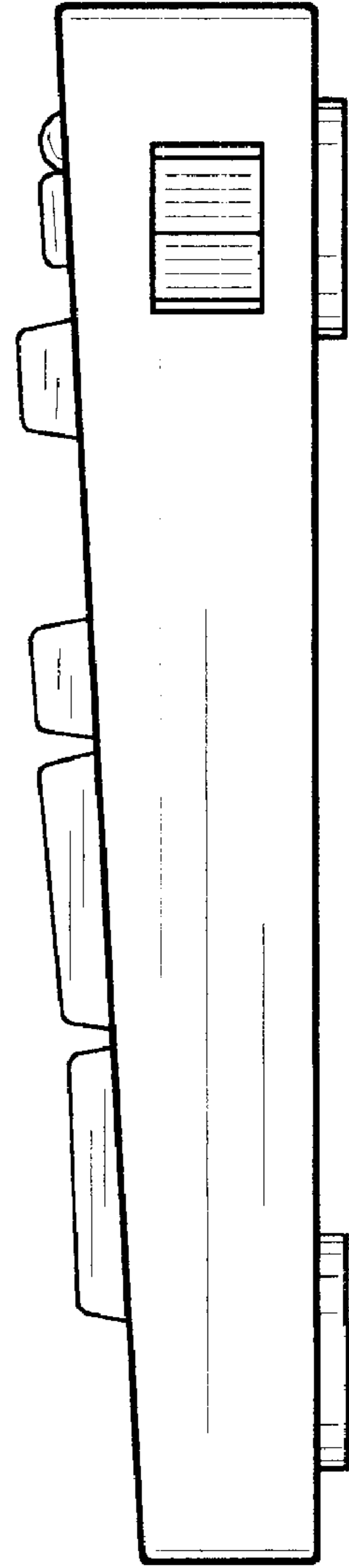


FIG. 4

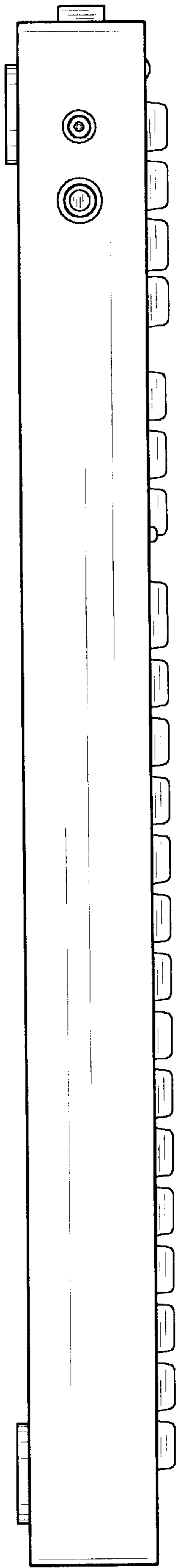


FIG. 5




FIG. 6