



US00D483385S

(12) **United States Design Patent**
Kapenekas et al.

(10) **Patent No.:** **US D483,385 S**

(45) **Date of Patent:** **** Dec. 9, 2003**

(54) **ARTICLE HOLDER WITH MAGNIFYING LENS**

(76) Inventors: **John Kapenekas**, 104 Young Cir., Saltillo, MS (US) 38866; **James J. Pine**, 131 Cedar La., Rural Rte. 8, Tupelo, MS (US) 38801

(**) Term: **14 Years**

(21) Appl. No.: **29/166,437**

(22) Filed: **Aug. 28, 2002**

(51) **LOC (7) Cl.** **16-06**

(52) **U.S. Cl.** **D16/135**

(58) **Field of Search** D16/130, 135;
D28/56, 61, 73; D7/590, 665, 667; 359/802,
804, 808, 810, 818, 819, 827; 206/459.5;
D9/337

(56) **References Cited**

U.S. PATENT DOCUMENTS

D114,201 S * 4/1939 Spira D7/665
D148,816 S * 2/1948 Pemstein D16/135
D181,321 S * 10/1957 Stowell D9/337

2,905,054 A * 9/1959 Logan 359/819
2,961,108 A * 11/1960 Johnson 206/459.5
3,450,458 A * 6/1969 Potrzuski 359/804
D271,308 S * 11/1983 Leo D16/135
D336,909 S * 6/1993 Sakurai D16/135
D351,176 S * 10/1994 Agnew et al. D16/135
5,781,351 A * 7/1998 Murakami et al. 359/808
D399,515 S * 10/1998 Kung D16/135

* cited by examiner

Primary Examiner—Paula A. Mortimer

(74) *Attorney, Agent, or Firm*—Dykema Gossett PLLC

(57) **CLAIM**

An ornamental design for an article holder with magnifying lens, as shown and described.

DESCRIPTION

FIG. 1 is a top plan view of the article holder with magnifying lens according to our design,
FIG. 2 is a sectional view thereof as seen along line 2—2 in FIG. 1,
FIG. 3 is a bottom plan view thereof; and,
FIG. 4 is a side view thereof, all side views being identical.

1 Claim, 2 Drawing Sheets




FIG. 1

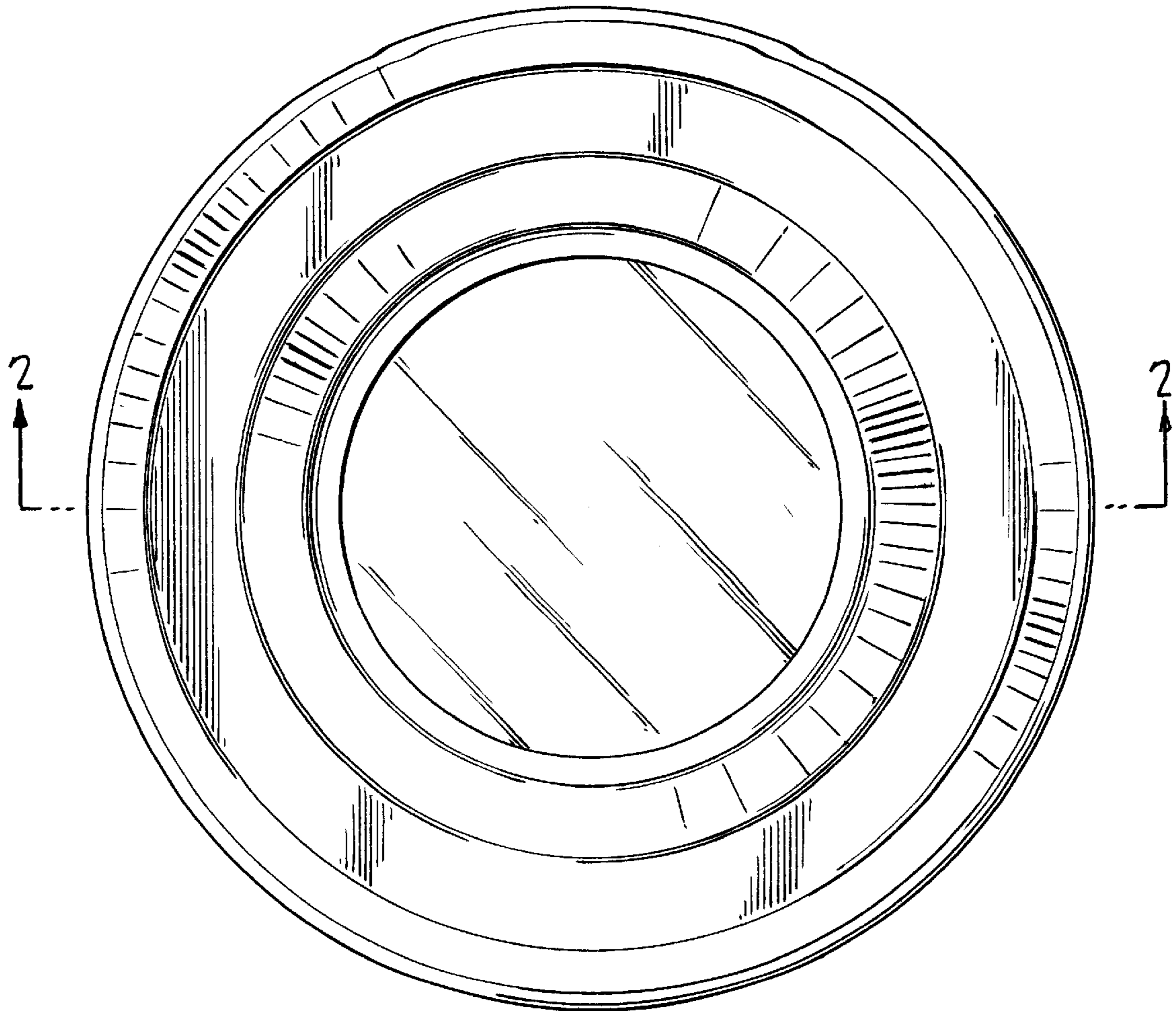


FIG. 2




FIG. 3

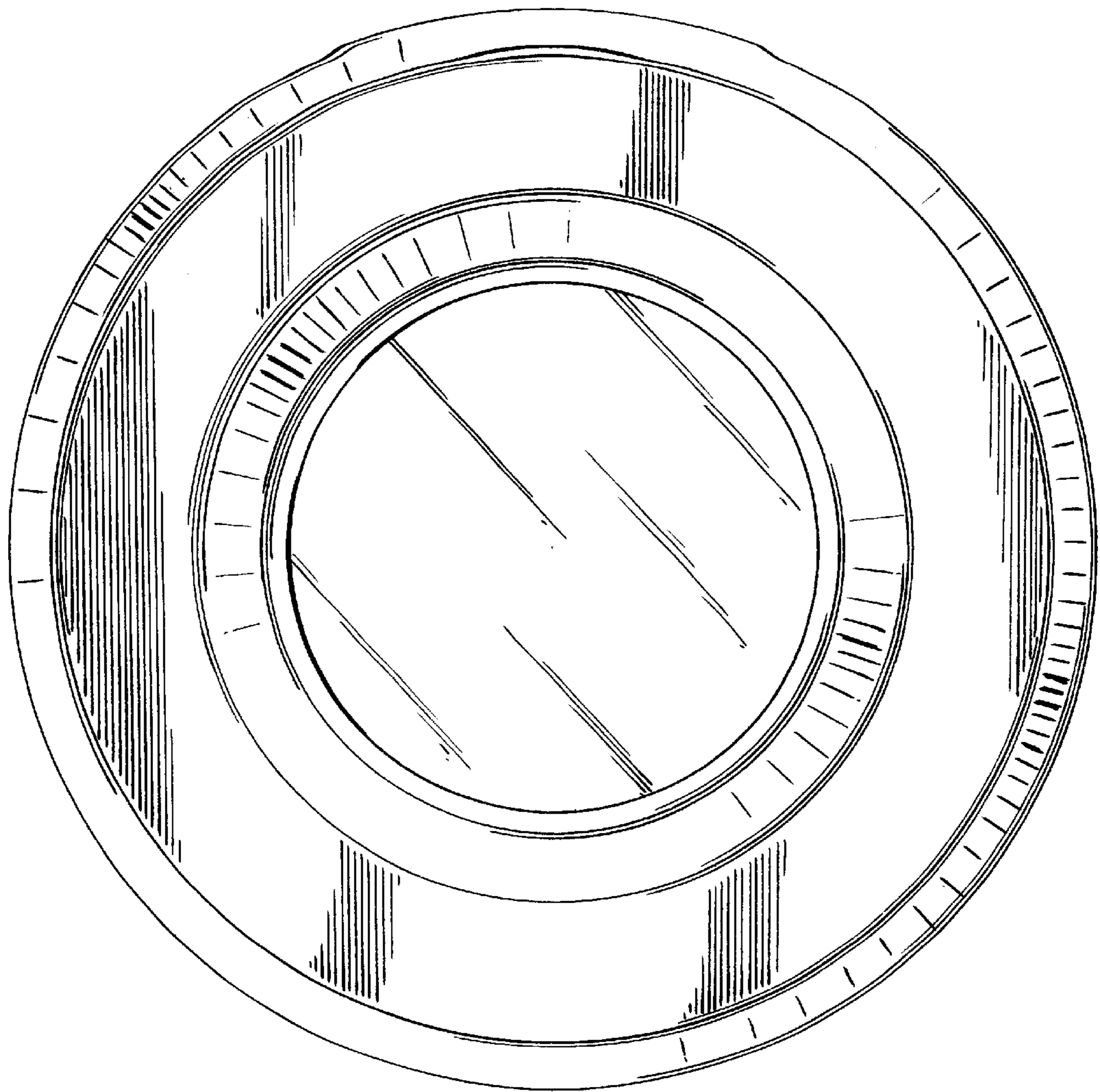


FIG. 4

