



US00D483376S

(12) **United States Design Patent**
Mundt

(10) **Patent No.:** **US D483,376 S**

(45) **Date of Patent:** **** Dec. 9, 2003**

(54) **COVER FOR BLANK COMPUTER SLOT**

(75) **Inventor:** **Kevin Warren Mundt**, Spring, TX (US)

(73) **Assignee:** **Panasas, Inc.**, Pittsburgh, PA (US)

(**) **Term:** **14 Years**

(21) **Appl. No.:** **29/182,581**

(22) **Filed:** **May 28, 2003**

(51) **LOC (7) Cl.** **14-02**

(52) **U.S. Cl.** **D14/440**

(58) **Field of Search** D14/432, 439,
D14/440, 441, 442, 443; 361/684, 724;
360/99.06

(56) **References Cited**

U.S. PATENT DOCUMENTS

D402,680 S * 12/1998 Gotham et al. D16/246

D411,991 S * 7/1999 Khuu D14/442

D432,541 S * 10/2000 McIlvaine D14/441

* cited by examiner

Primary Examiner—Kay H. Chin

(74) *Attorney, Agent, or Firm*—Morgan, Lewis & Bockius LLP

(57) **CLAIM**

The ornamental design for a cover for blank computer slot, as shown and described.

DESCRIPTION

FIG. 1 is a front perspective view of a cover for blank computer slot in accordance with the invention;

FIG. 2 is a front view of a cover for blank computer slot;


FIG. 3 is a top view of a cover for blank computer slot;

FIG. 4 is a bottom view of a cover for blank computer slot; and,

FIGS. 5 and 6 are side views of a cover for blank computer slot.

No ornamental feature is being claimed with respect to the rear view which accordingly is not shown.

1 Claim, 4 Drawing Sheets






FIG. 1




FIG. 2

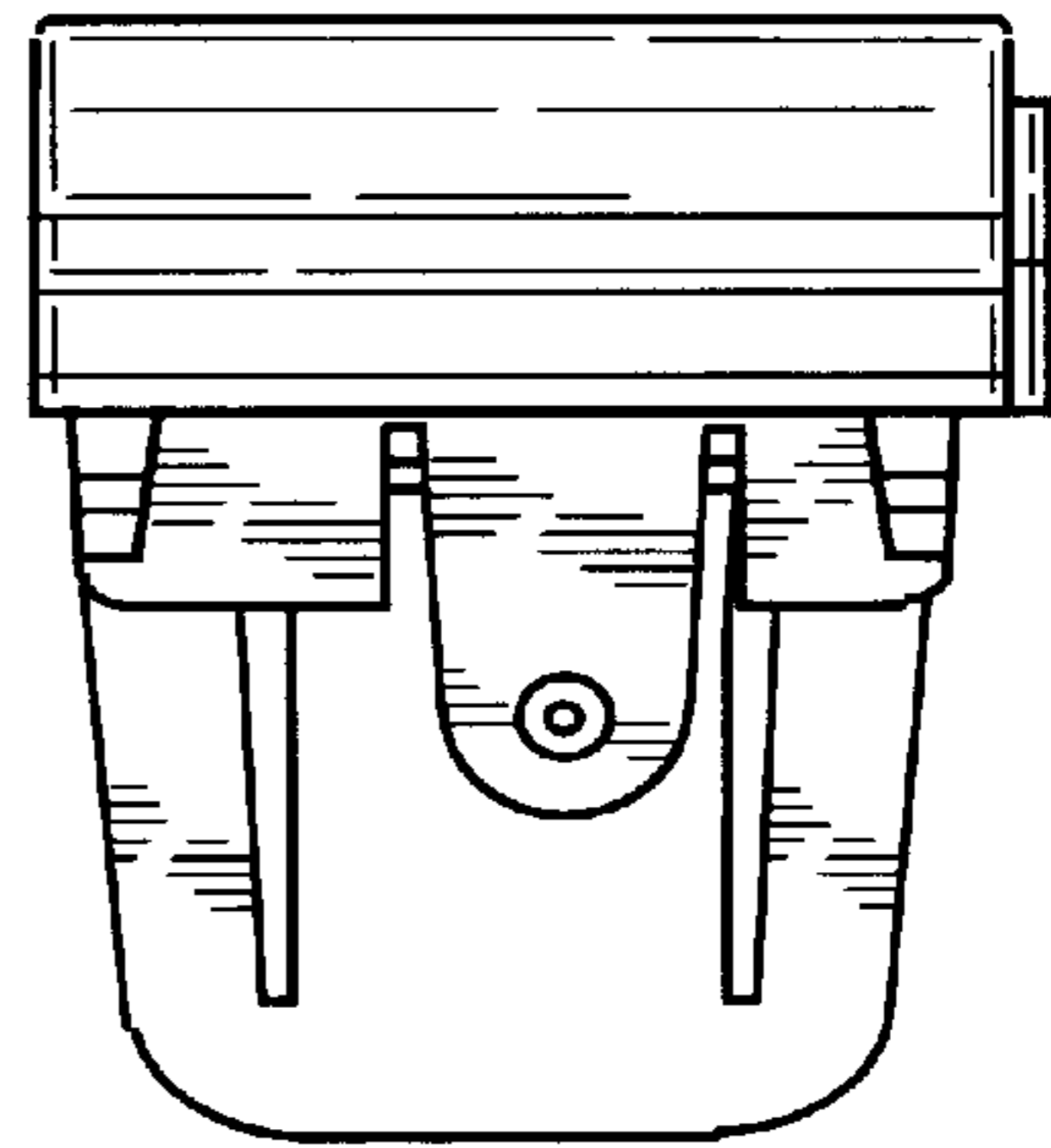


FIG. 3

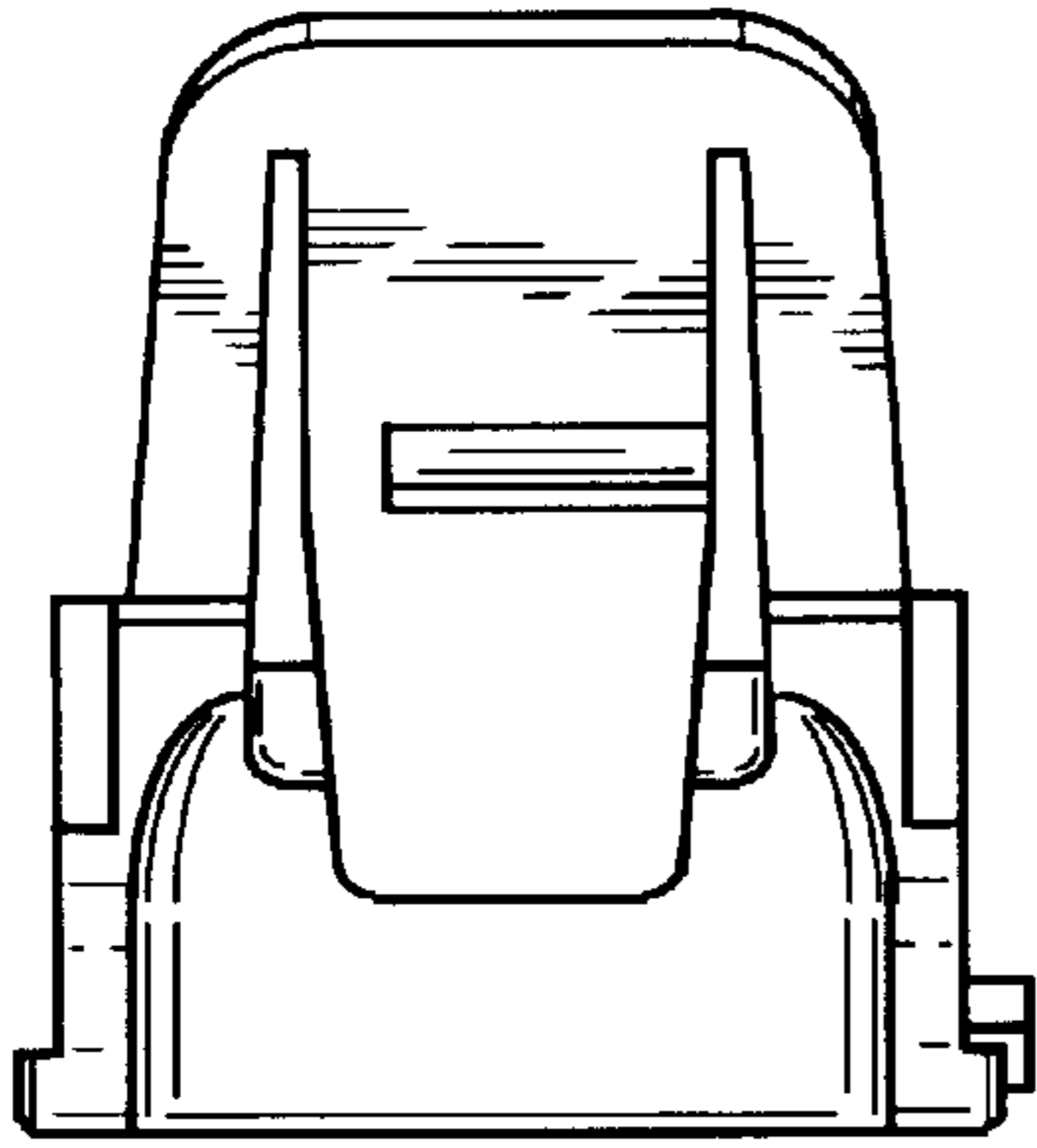


FIG. 4

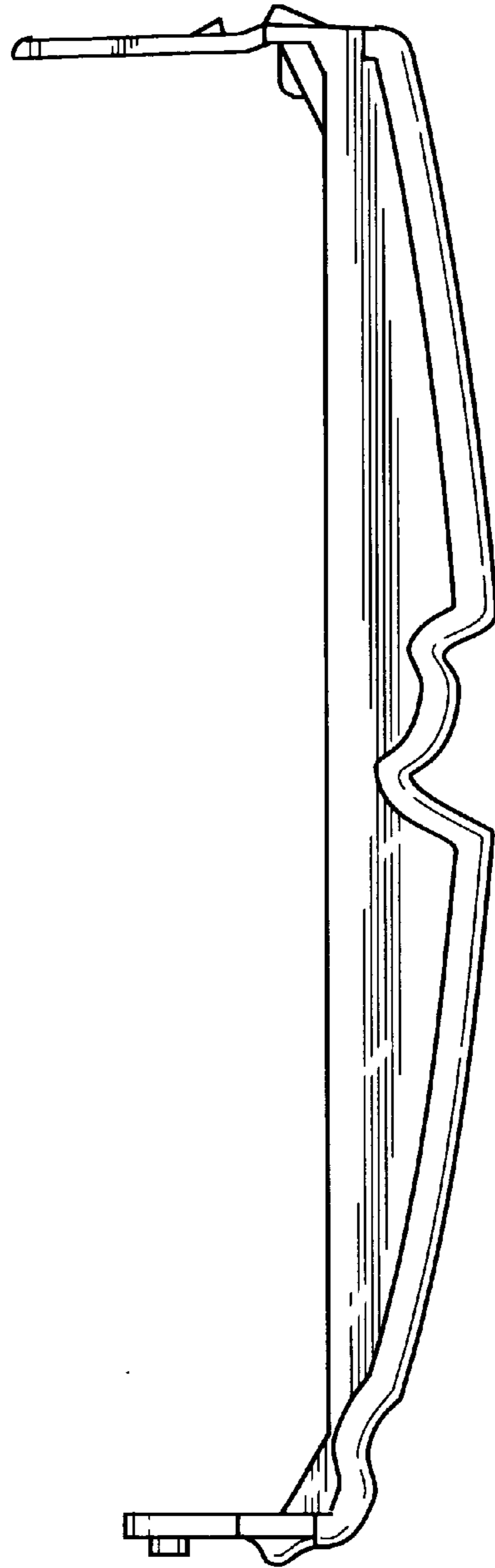


FIG. 5

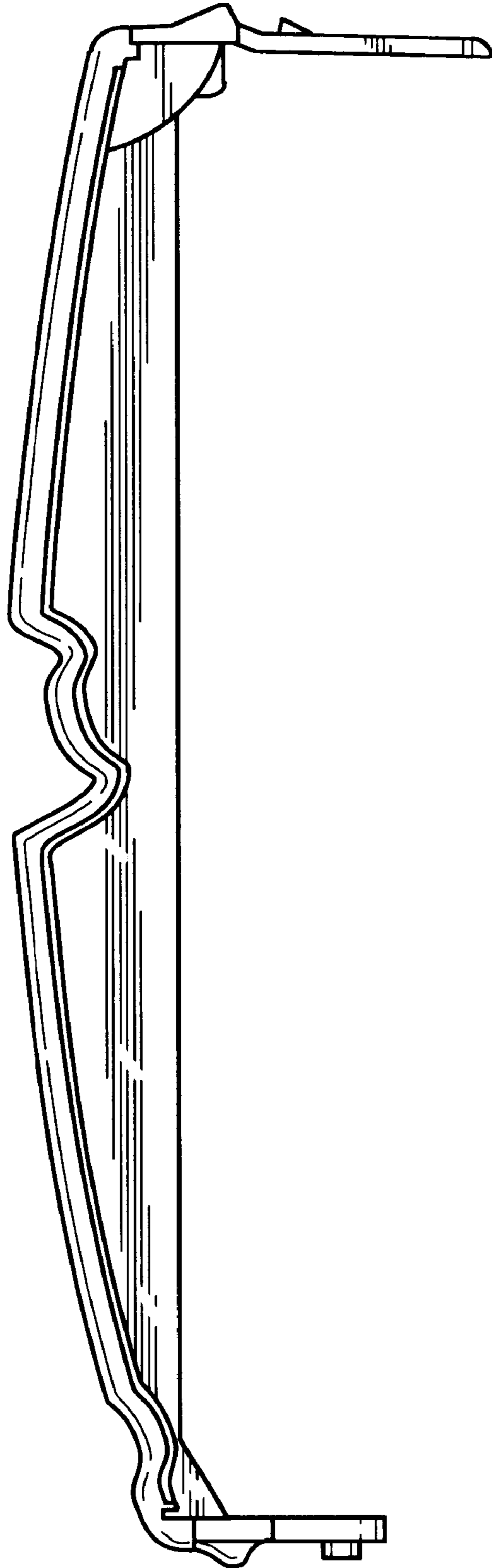


FIG. 6