



US00D483354S

(12) **United States Design Patent**
Arbisi

(10) **Patent No.:** **US D483,354 S**

(45) **Date of Patent:** **** Dec. 9, 2003**

(54) **BACK COVER FOR A HANDSET**

(75) **Inventor:** **Thomas Arbisi**, Newbury Park, CA
(US)

(73) **Assignee:** **Nokia Corporation**, Espoo (FI)

(**) **Term:** **14 Years**

(21) **Appl. No.:** **29/157,227**

(22) **Filed:** **Mar. 15, 2002**

(51) **LOC (7) Cl.** **14-03**

(52) **U.S. Cl.** **D14/248**

(58) **Field of Search** D14/137, 240,
D14/138, 218, 147-148, 247-248, 144,
191, 341-347; 379/433.01-433.13, 419,
434, 428.01-428.04, 420.01-420.04, 440;
455/550-575, 90; D21/517, 329, 331, 333;
D13/103, 119, 168

(56) **References Cited**

U.S. PATENT DOCUMENTS

D405,445 S	*	2/1999	Phillips et al.	D14/138
D409,189 S	*	5/1999	Mavrakis et al.	D14/147
D412,704 S	*	8/1999	Vuolteenaho et al.	D14/138
D415,149 S	*	10/1999	Vuolteenaho et al.	D14/138
D419,550 S	*	1/2000	Caroen et al.	D14/138
D419,992 S	*	2/2000	Kolinen	D14/138
D421,004 S	*	2/2000	Curtis	D14/138
D422,282 S	*	4/2000	Curtis	D14/248
D428,401 S	*	7/2000	Curtis	D14/138
D433,002 S	*	10/2000	Kolinen	D14/138

D451,913 S	*	12/2001	Vuolteenaho et al.	D14/248
D453,930 S	*	2/2002	Vuolteenaho et al.	D14/248
D454,852 S	*	3/2002	Yokoyama	D14/138
D454,868 S	*	3/2002	Vuolteenaho et al.	D14/248
D455,413 S	*	4/2002	Lee	D14/138
D458,915 S	*	6/2002	Shintani	D14/147
D462,071 S	*	8/2002	Ruohonen	D14/248
D468,281 S	*	1/2003	Taniguchi et al.	D14/138
D470,829 S	*	2/2003	Dalby et al.	D14/138
2002/0002059 A1	*	1/2002	Johnson	455/550

FOREIGN PATENT DOCUMENTS

EP	0 986 113	*	3/2000
EP	0 986 234	*	3/2000

* cited by examiner

Primary Examiner—Jeffrey Asch

(74) *Attorney, Agent, or Firm*—Banner & Witcoff, Ltd.

(57) **CLAIM**

I claim the ornamental design for a back cover for a handset, as shown.

DESCRIPTION

FIG. 1 is a right side view of the back cover for a handset; FIG. 2 is front view thereof;

FIG. 3 is a left side view thereof;

FIG. 4 is a top plan view thereof; and,

FIG. 5 is a perspective front view thereof.

The broken line showing of the extending tabs is for illustrative purposes only and forms no part of the claimed design.

1 Claim, 2 Drawing Sheets

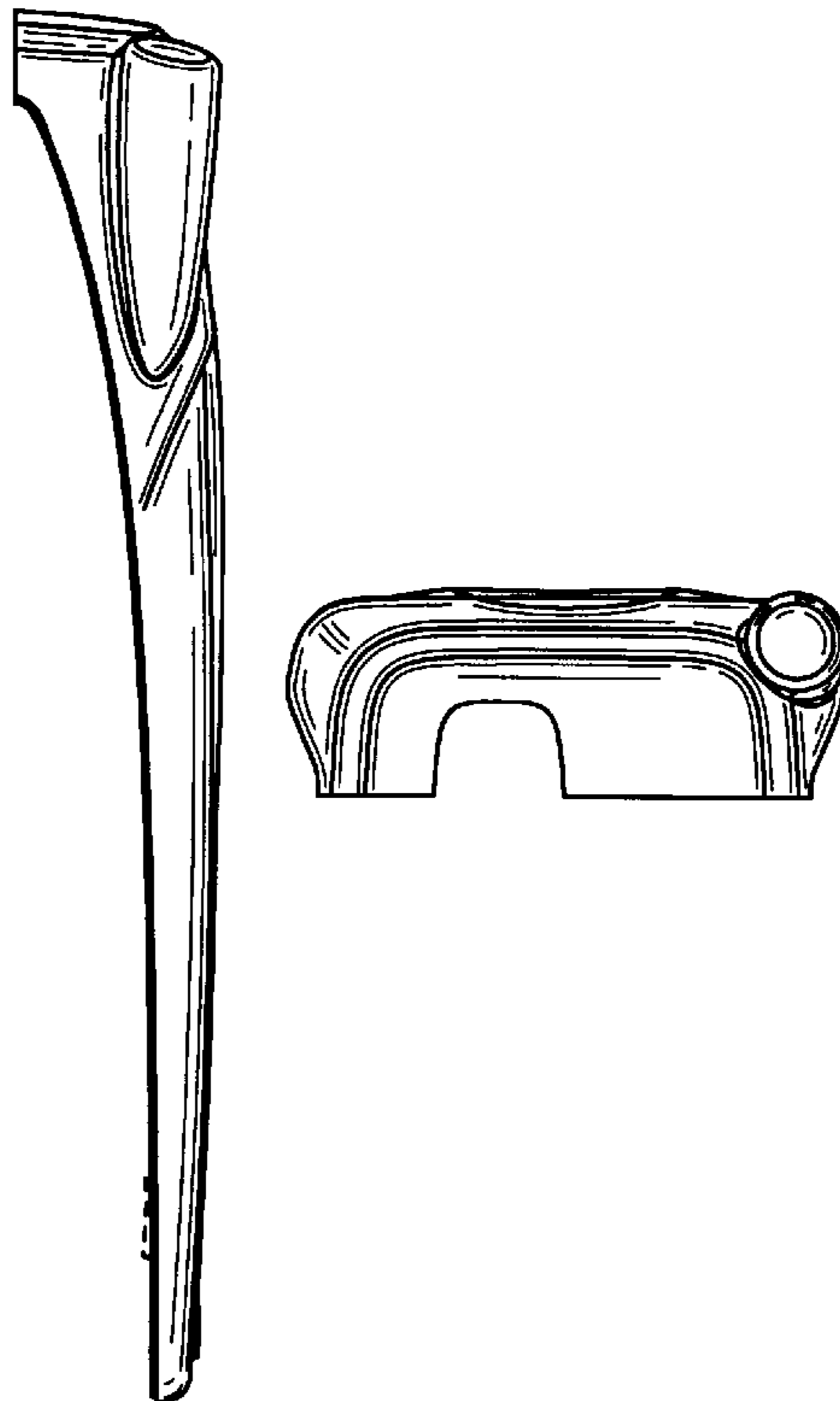




FIG. 1

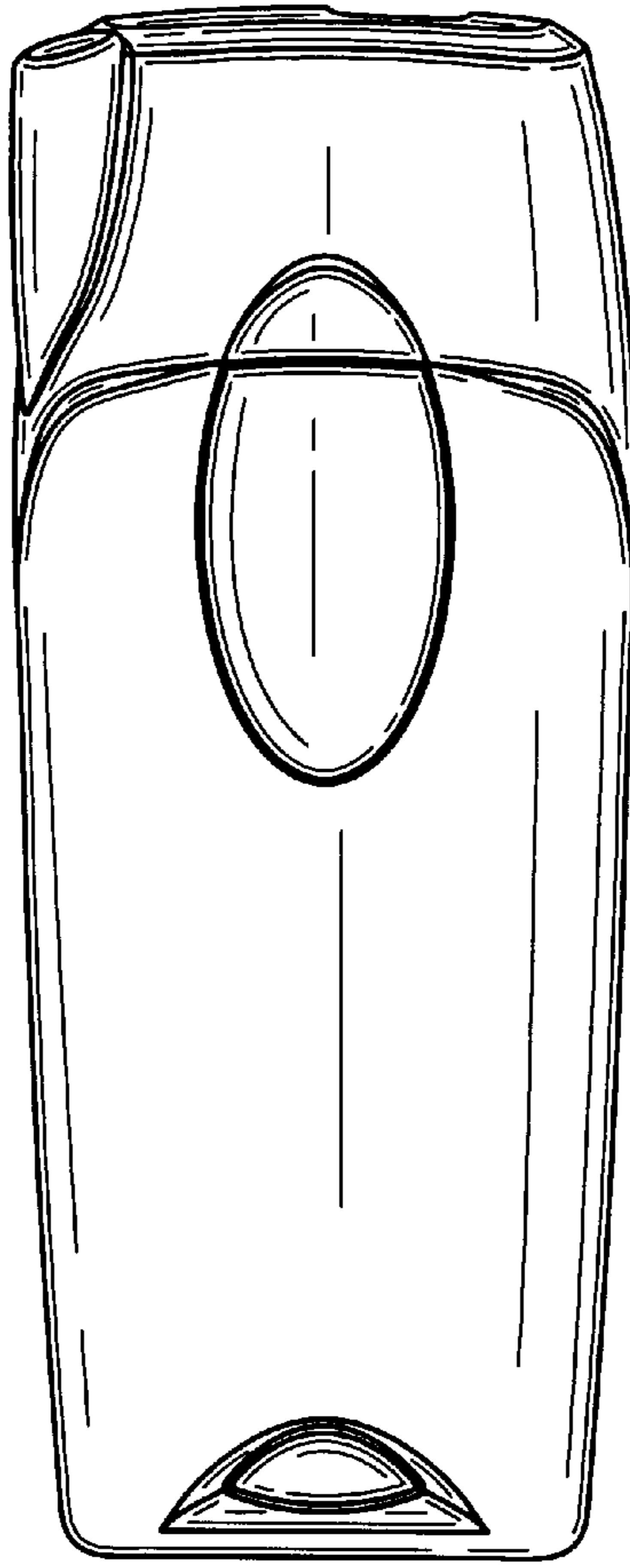
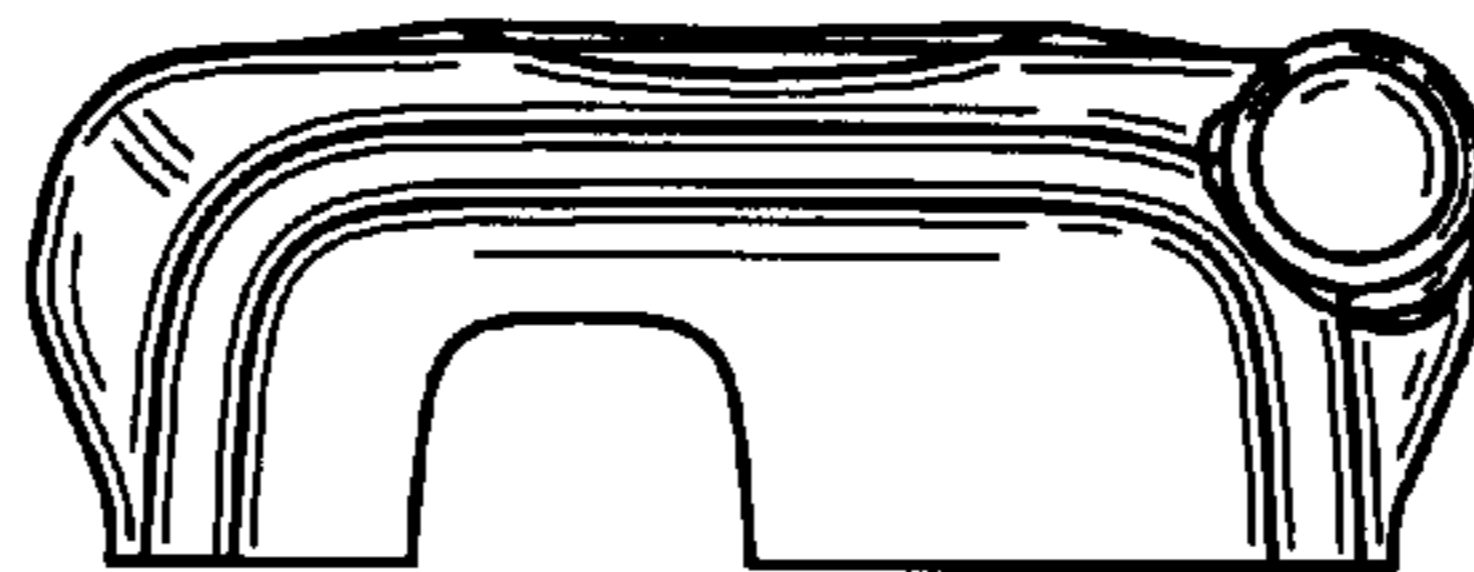


FIG. 2



FIG. 3

FIG. 4



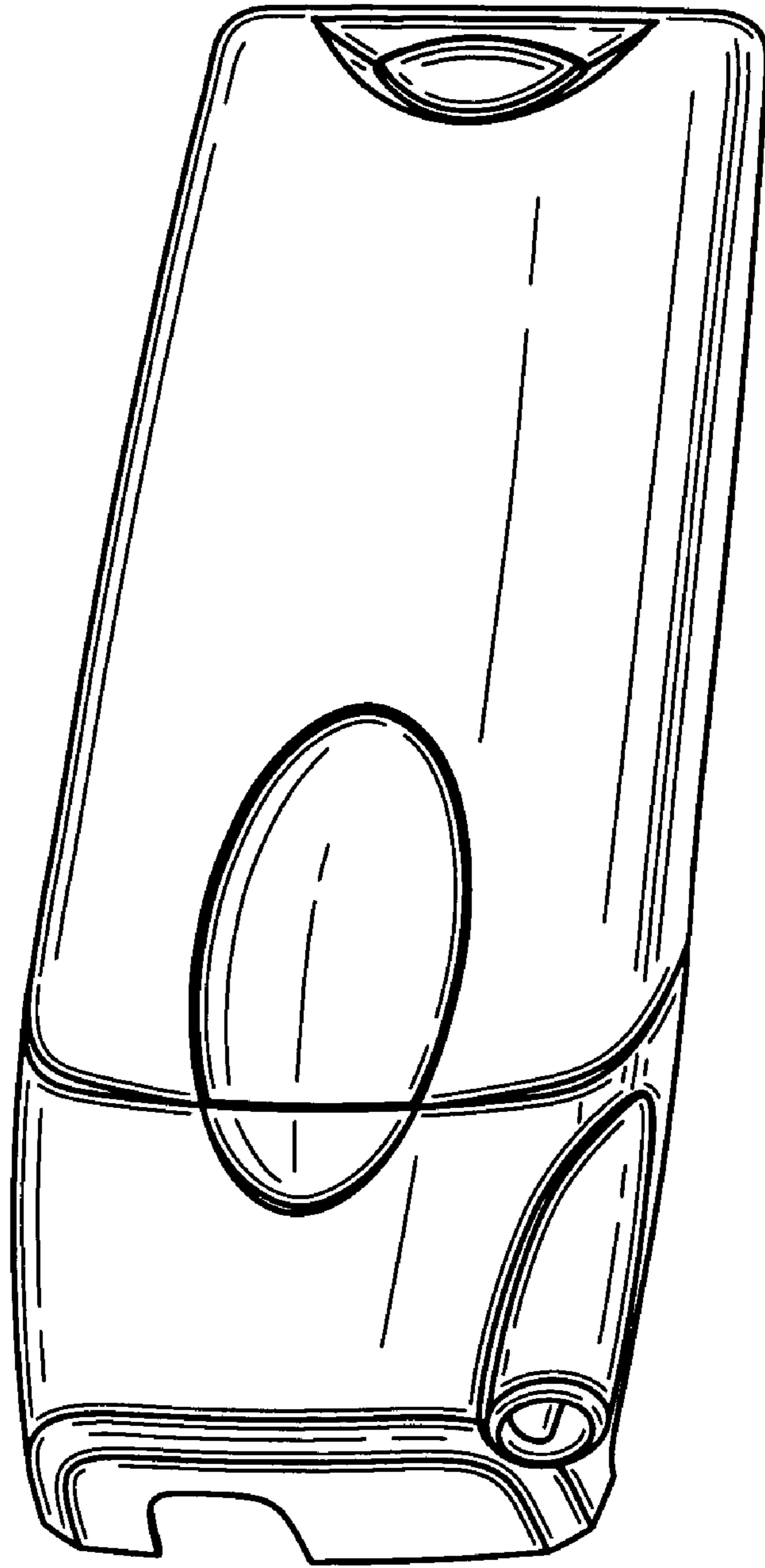


FIG. 5