



US00D483342S

(12) **United States Design Patent**
Lee et al.

(10) **Patent No.:** **US D483,342 S**

(45) **Date of Patent:** **** Dec. 9, 2003**

(54) **HOUSING FOR COMMUNICATIONS
DEVICES OR SIMILAR ARTICLES**

(75) **Inventors:** **Kio Lee**, Seoul (KR); **Yoon Ho Choi**,
Seoul (KR); **Manuel Leon**, Lake
Worth, FL (US); **Steven Shapiro**, Lake
Worth, FL (US)

(73) **Assignee:** **Motorola, Inc.**, Schaumburg, IL (US)

(**) **Term:** **14 Years**

(21) **Appl. No.:** **29/177,984**

(22) **Filed:** **Mar. 19, 2003**

(51) **LOC (7) Cl.** **14-03**

(52) **U.S. Cl.** **D14/138**

(58) **Field of Search** D14/137, 138,
D14/218, 147-148, 247-248, 144, 341-347;
379/433.01-433.13, 419, 434, 428.01-428.04,
420.01-420.04, 440; 455/550.1-90.3; D21/517

(56) **References Cited**

U.S. PATENT DOCUMENTS

D408,402 S	*	4/1999	Shimelfarb et al.	D14/138
D418,504 S	*	1/2000	Frye et al.	D14/138
D419,991 S	*	2/2000	Park	D14/138
D424,557 S	*	5/2000	Nagele et al.	D14/138
D430,859 S	*	9/2000	Lindeman et al.	D14/138
D432,510 S	*	10/2000	Hyun	D14/138
D432,535 S	*	10/2000	Loh et al.	D14/345
D433,016 S	*	10/2000	Matsuda et al.	D14/345
D440,955 S	*	4/2001	Tanaka et al.	D14/138
D443,865 S	*	6/2001	Kim	D14/138
D443,866 S	*	6/2001	Arbisi et al.	D14/138
D445,101 S	*	7/2001	Lee et al.	D14/138
D446,201 S	*	8/2001	Kim	D14/138
D450,672 S	*	11/2001	Arbisi et al.	D14/138
D455,135 S	*	4/2002	Hyun	D14/138
D456,378 S	*	4/2002	Fujimoto	D14/138
D458,594 S	*	6/2002	Jang	D14/138
D459,329 S	*	6/2002	Suzuki et al.	D14/138

D463,386 S	*	9/2002	Chun et al.	D14/138
6,459,887 B2	*	10/2002	Okuda	455/90
D465,466 S	*	11/2002	Hyun	D14/138
D465,467 S	*	11/2002	Nagai et al.	D14/138
D467,912 S	*	12/2002	Lai et al.	D14/248
D468,282 S	*	1/2003	Chen	D14/138
D468,283 S	*	1/2003	Hong et al.	D14/138
D468,713 S	*	1/2003	Lee et al.	D14/138
D469,070 S	*	1/2003	Lee	D14/138
D474,168 S	*	5/2003	Wang et al.	D14/138
D475,689 S	*	6/2003	Shimazu et al.	D14/138
D475,986 S	*	6/2003	Ng et al.	D14/138
D476,302 S	*	6/2003	Hwang et al.	D14/138
D476,968 S	*	7/2003	Yokoyama	D14/138
2002/0032010 A1	*	3/2002	Okuda et al.	455/90

FOREIGN PATENT DOCUMENTS

JP 344601 * 11/2002

* cited by examiner

Primary Examiner—Jeffrey Asch

(74) *Attorney, Agent, or Firm*—Steven J. Cosgrove;
Randall S. Vaas

(57) **CLAIM**

The ornamental design for a housing for communications devices or similar articles, as shown.

DESCRIPTION

FIG. 1 is a front, side and bottom perspective view of an ornamental design for a housing for a communication device and similar articles.

FIG. 2 is a front elevation view of FIG. 1.

FIG. 3 is a rear elevation view of FIG. 1.

FIG. 4 is a first side elevation view of FIG. 1.

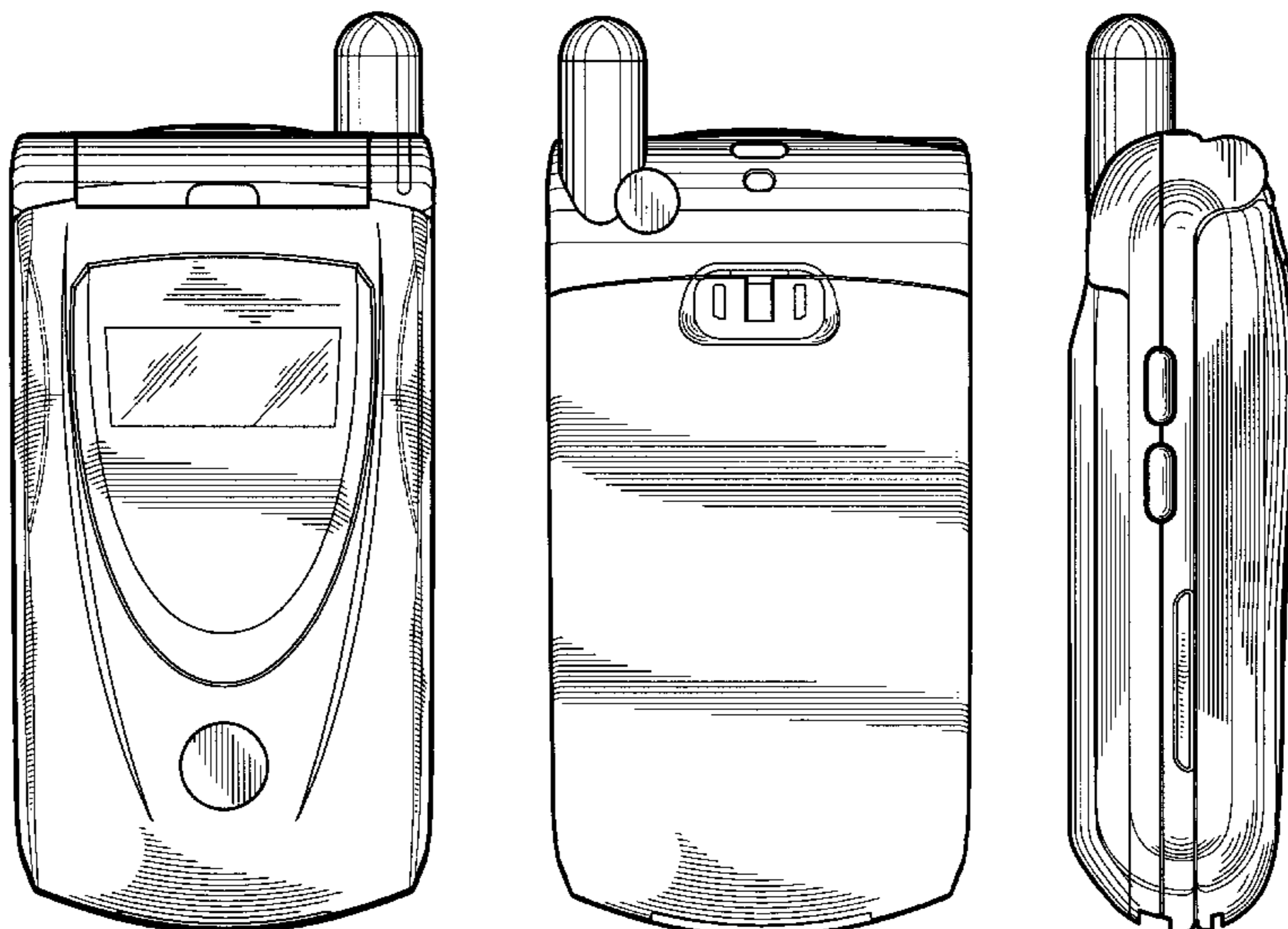
FIG. 5 is a second side elevation view of FIG. 1.

FIG. 6 is a top plan view of FIG. 1; and,

FIG. 7 is a bottom plan view of FIG. 1.

The broken line portions of the drawings form no part of the claimed design.

1 Claim, 3 Drawing Sheets



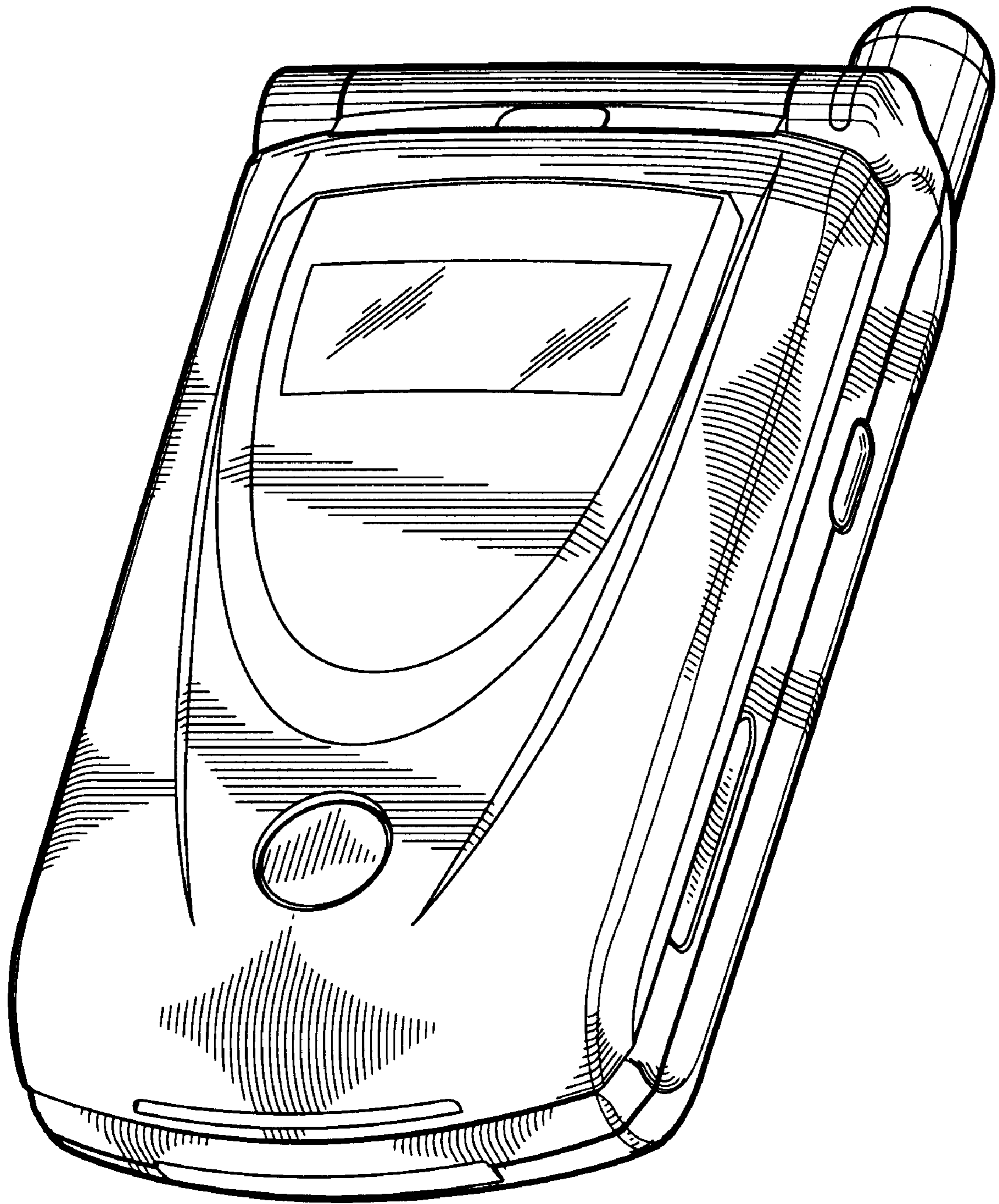


FIG. 1

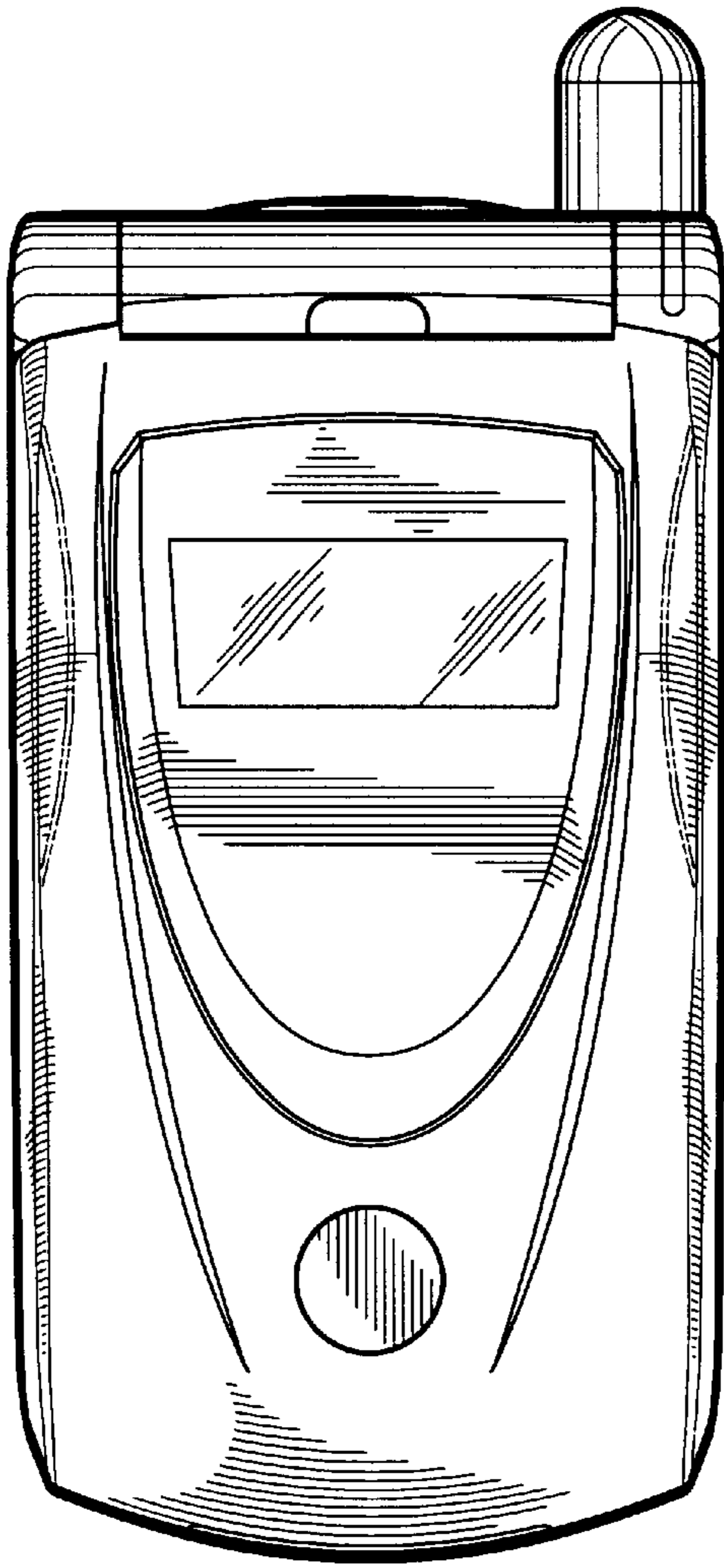


FIG. 2

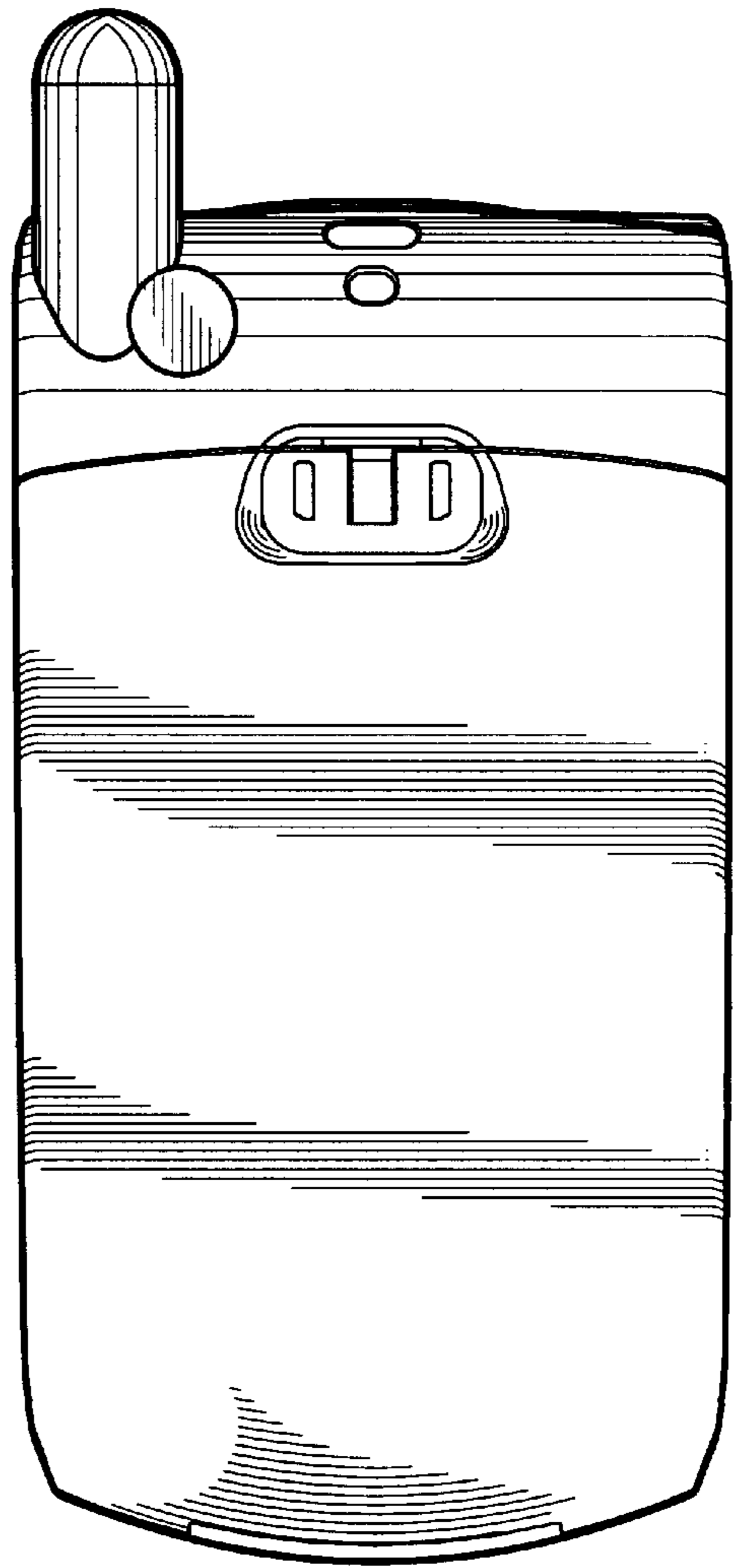


FIG. 3

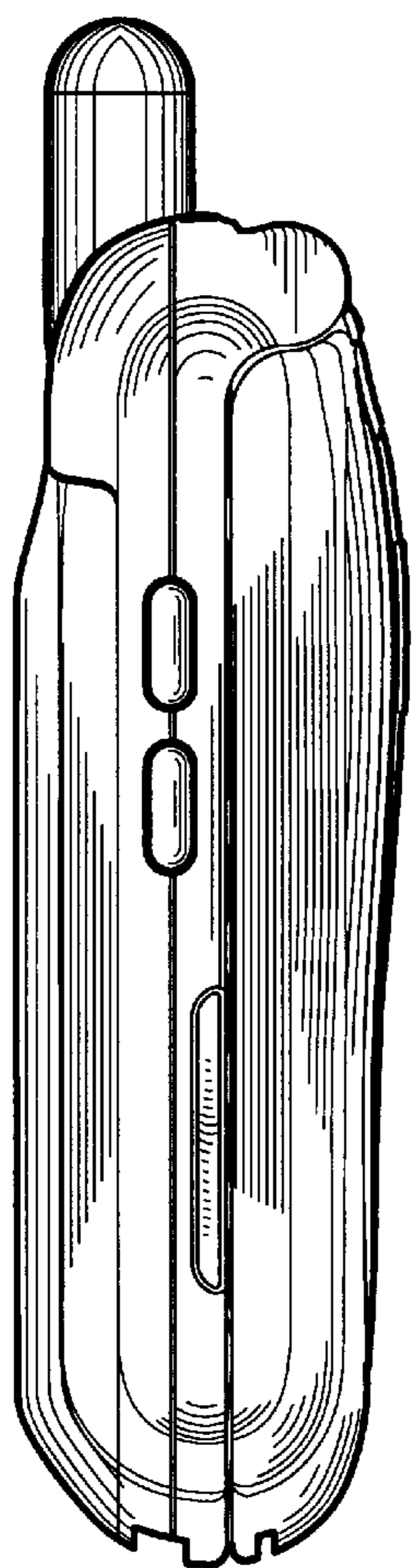


FIG. 4

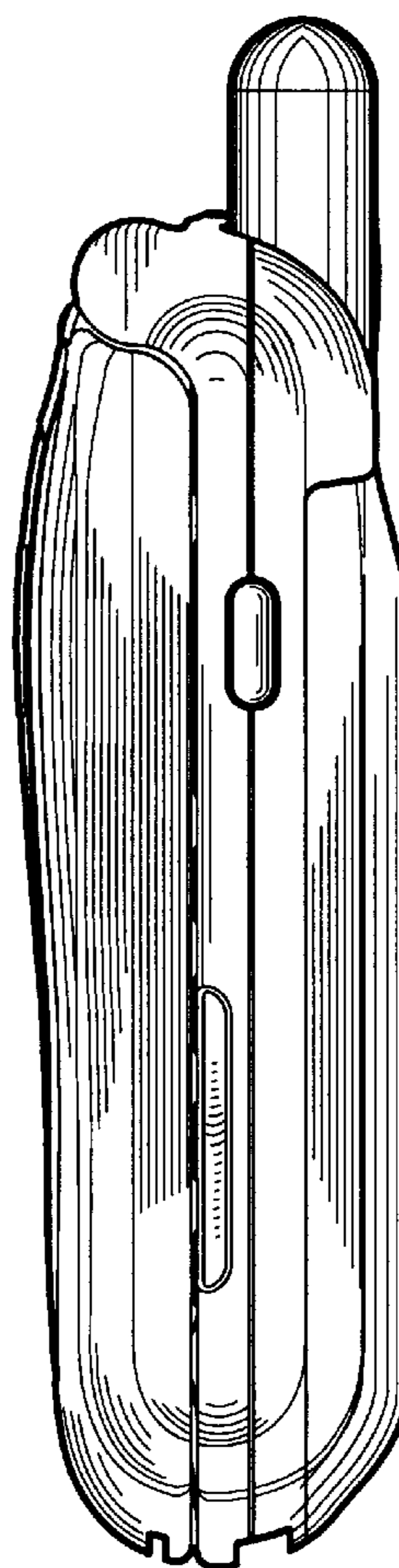


FIG. 5

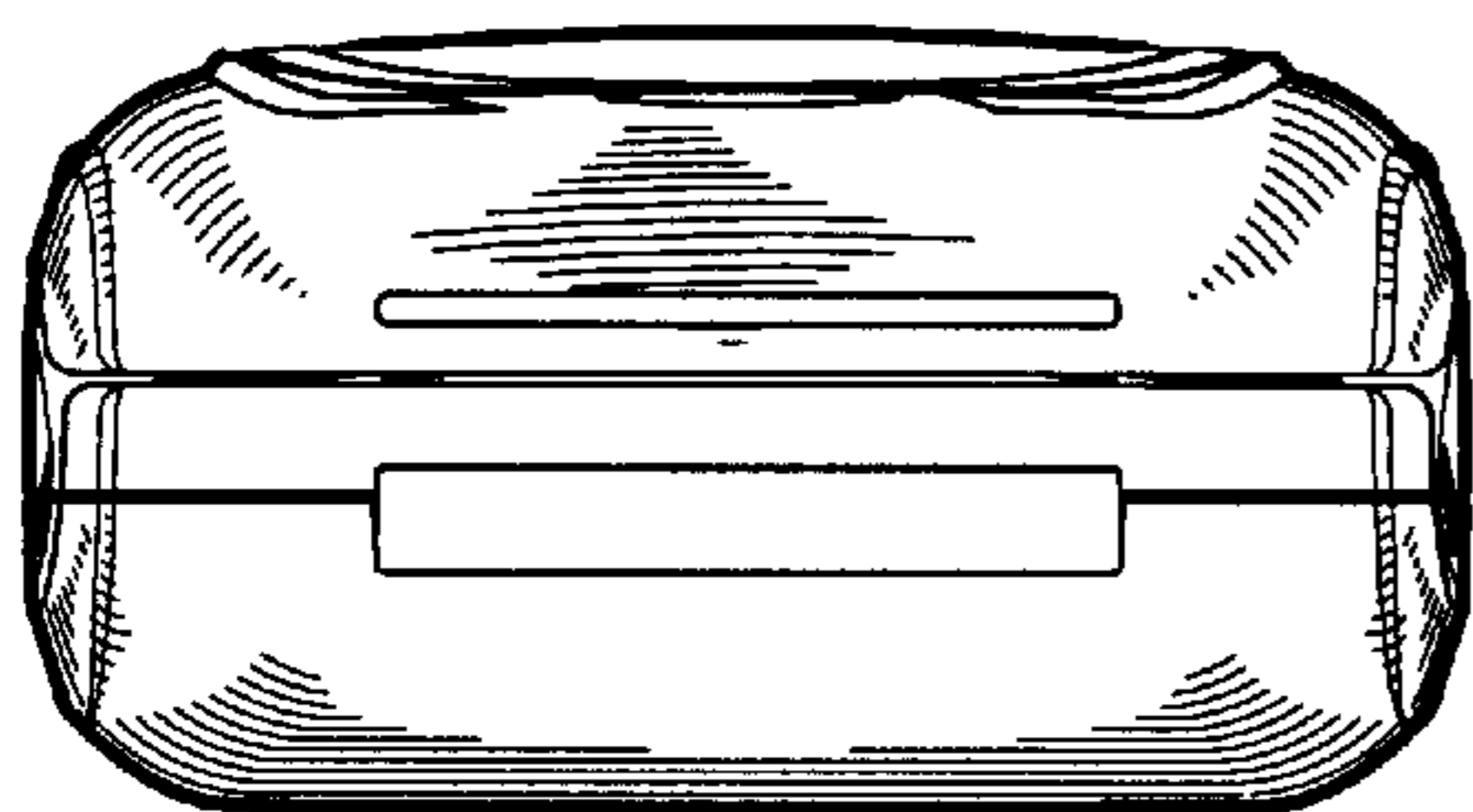


FIG. 7




FIG. 6