



US00D483341S

(12) **United States Design Patent**
Rausch et al.

(10) **Patent No.:** **US D483,341 S**

(45) **Date of Patent:** **** Dec. 9, 2003**

(54) **HOUSING FOR COMMUNICATIONS DEVICES OR SIMILAR ARTICLES**

(75) Inventors: **Kevin A. Rausch**, Cary, IL (US); **Paul M. Pierce**, Grayslake, IL (US)

(73) Assignee: **Motorola, Inc.**, Schaumburg, IL (US)

(**) Term: **14 Years**

(21) Appl. No.: **29/176,169**

(22) Filed: **Feb. 18, 2003**

(51) **LOC (7) Cl.** **14-03**

(52) **U.S. Cl.** **D14/138**

(58) **Field of Search** D14/137, 138, D14/218, 147-148, 247-248, 144, 341-347; 379/433.01-433.13, 419, 434, 428.01-428.04, 420.01-420.04, 440; 455/550.1-90.3; D21/517

(56) **References Cited**

U.S. PATENT DOCUMENTS

D425,887 S	*	5/2000	Edwards et al.	D14/138
D430,554 S	*	9/2000	Nguyen et al.	D14/191
D432,510 S	*	10/2000	Hyun	D14/138
D443,866 S	*	6/2001	Arbisi et al.	D14/138
D445,411 S	*	7/2001	Kim et al.	D14/138
D445,412 S	*	7/2001	Lee et al.	D14/138
D445,771 S	*	7/2001	Kim	D14/138
D447,741 S	*	9/2001	Lee et al.	D14/138
D449,284 S	*	10/2001	Kim et al.	D14/138
D451,485 S	*	12/2001	Moss	D14/138
D455,414 S	*	4/2002	Lee et al.	D14/138
D456,792 S	*	5/2002	Lee et al.	D14/138
D458,594 S	*	6/2002	Jang	D14/138
D459,329 S	*	6/2002	Suzuki et al.	D14/138
6,438,228 B1	*	8/2002	Jeong et al.	379/433.13
D464,632 S	*	10/2002	Nagai et al.	D14/138

D464,633 S	*	10/2002	Nagai et al.	D14/138
D465,466 S	*	11/2002	Hyun	D14/138
D465,467 S	*	11/2002	Nagai et al.	D14/138
D468,282 S	*	1/2003	Chen	D14/138
D468,283 S	*	1/2003	Hong et al.	D14/138
D469,070 S	*	1/2003	Lee	D14/138
D475,688 S	*	6/2003	Pierce et al.	D14/138
D475,689 S	*	6/2003	Shimazu et al.	D14/138
D475,986 S	*	6/2003	Ng et al.	D14/138
D476,302 S	*	6/2003	Hwang et al.	D14/138
2003/0096582 A1	*	5/2003	Kim	379/428.01 X

FOREIGN PATENT DOCUMENTS

EP	1307035 A2	*	5/2003
JP	360331	*	12/2002

* cited by examiner

Primary Examiner—Jeffrey Asch

(74) *Attorney, Agent, or Firm*—Randall S. Vaas

(57) **CLAIM**

The ornamental design for a housing for communications devices or similar articles, substantially as shown.

DESCRIPTION

FIG. 1 is a front, bottom and first side perspective view of the ornamental design for a housing for communications devices or similar articles.

FIG. 2 is a top plan view of FIG. 1.

FIG. 3 is a second side elevation view of FIG. 1.

FIG. 4 is a front elevation view of FIG. 1.

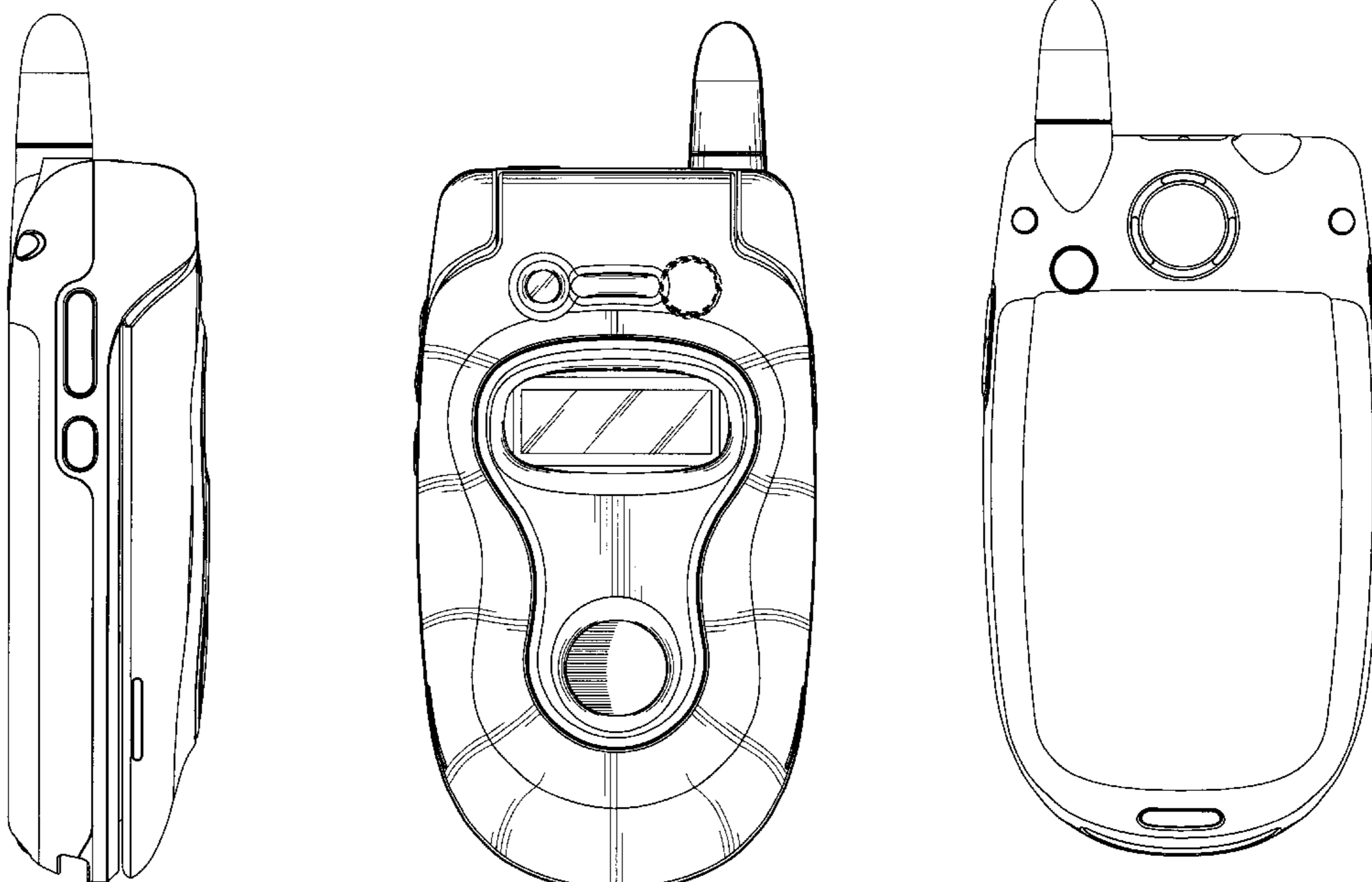
FIG. 5 is a first side elevation view of FIG. 1.

FIG. 6 is a rear elevation view of FIG. 1; and,

FIG. 7 is a bottom plan view of FIG. 1.

The broken line portions of the drawings form no part of the claimed design.

1 Claim, 3 Drawing Sheets



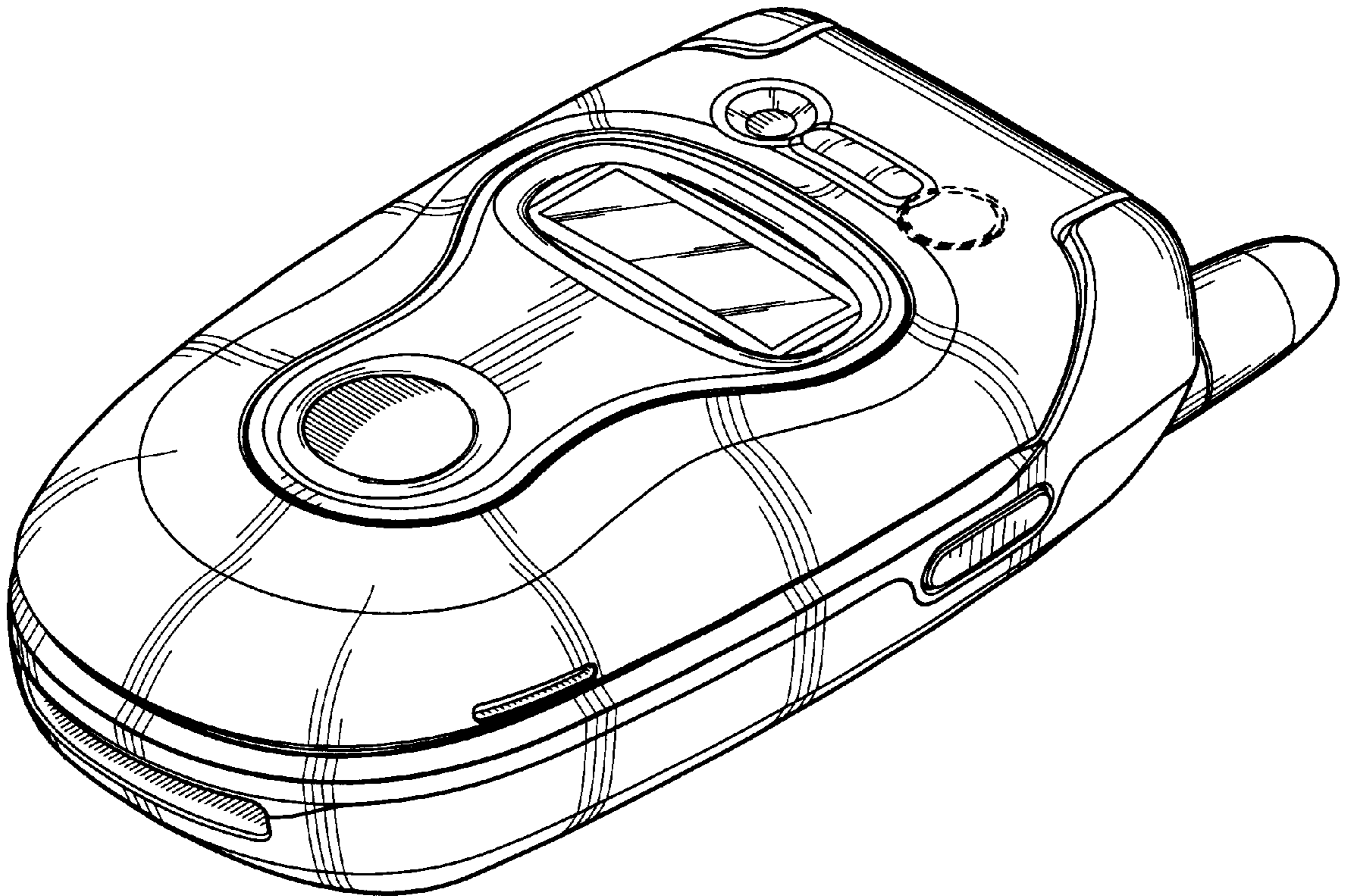


FIG. 1

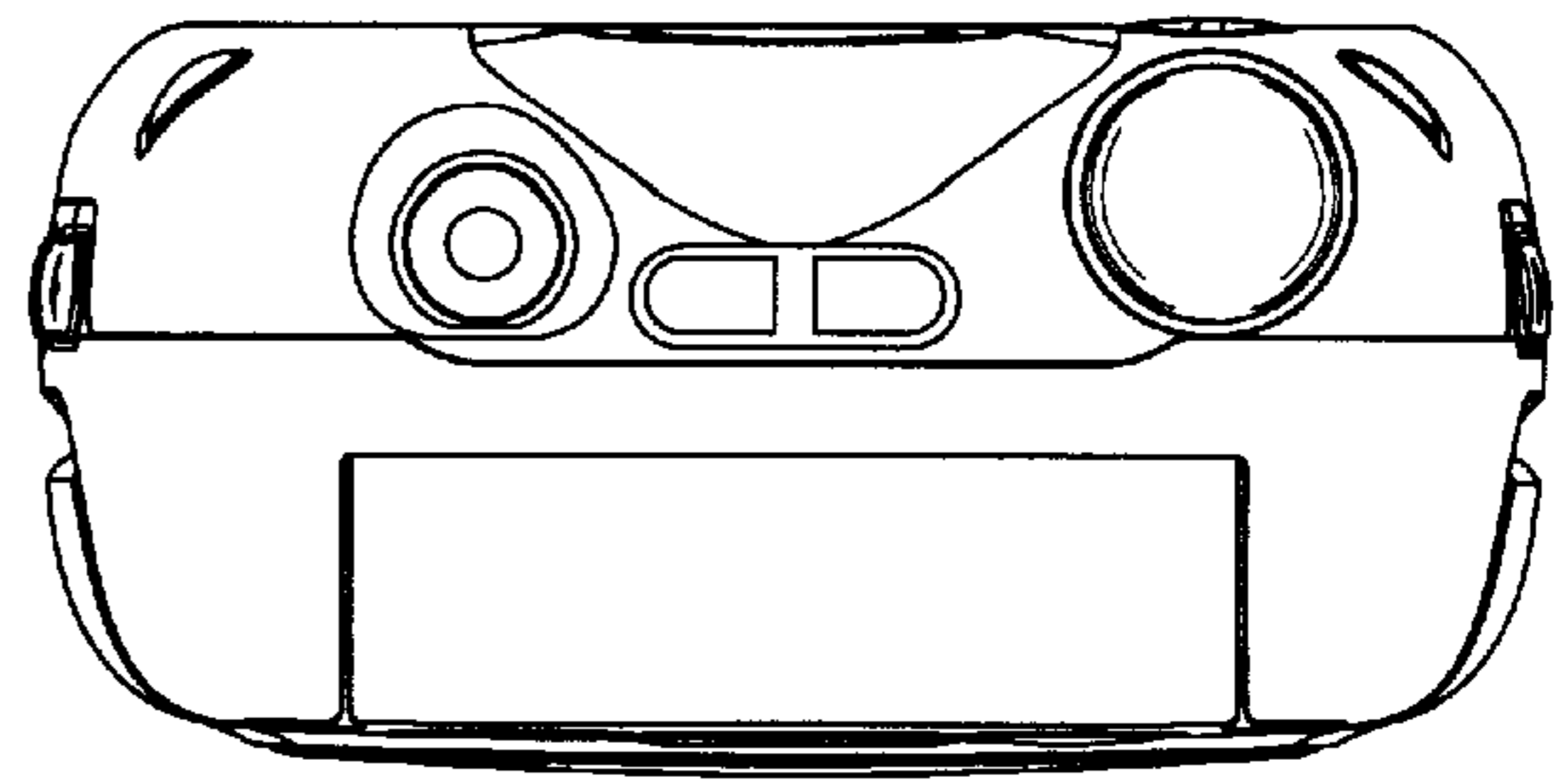


FIG. 2

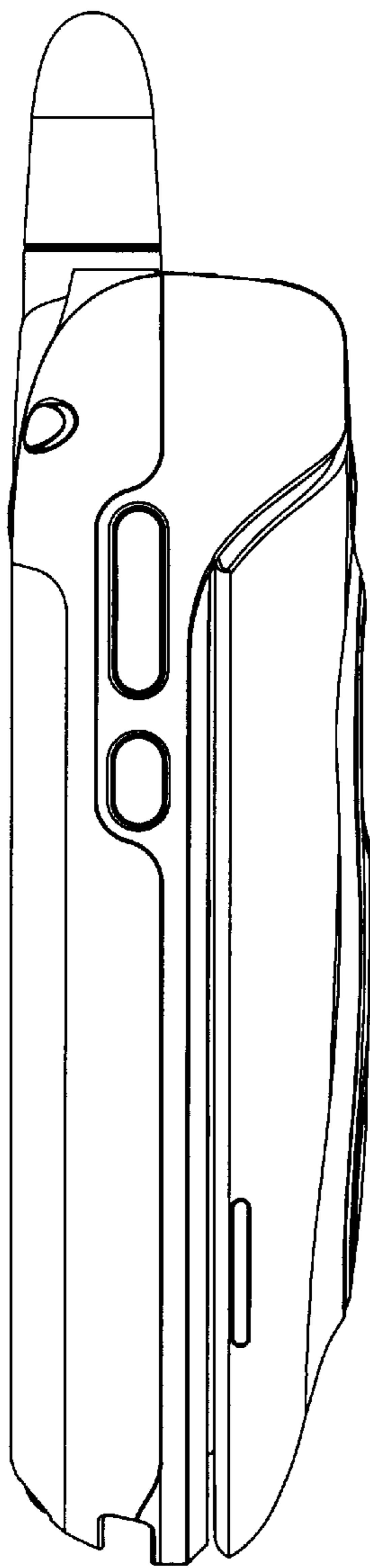


FIG. 3

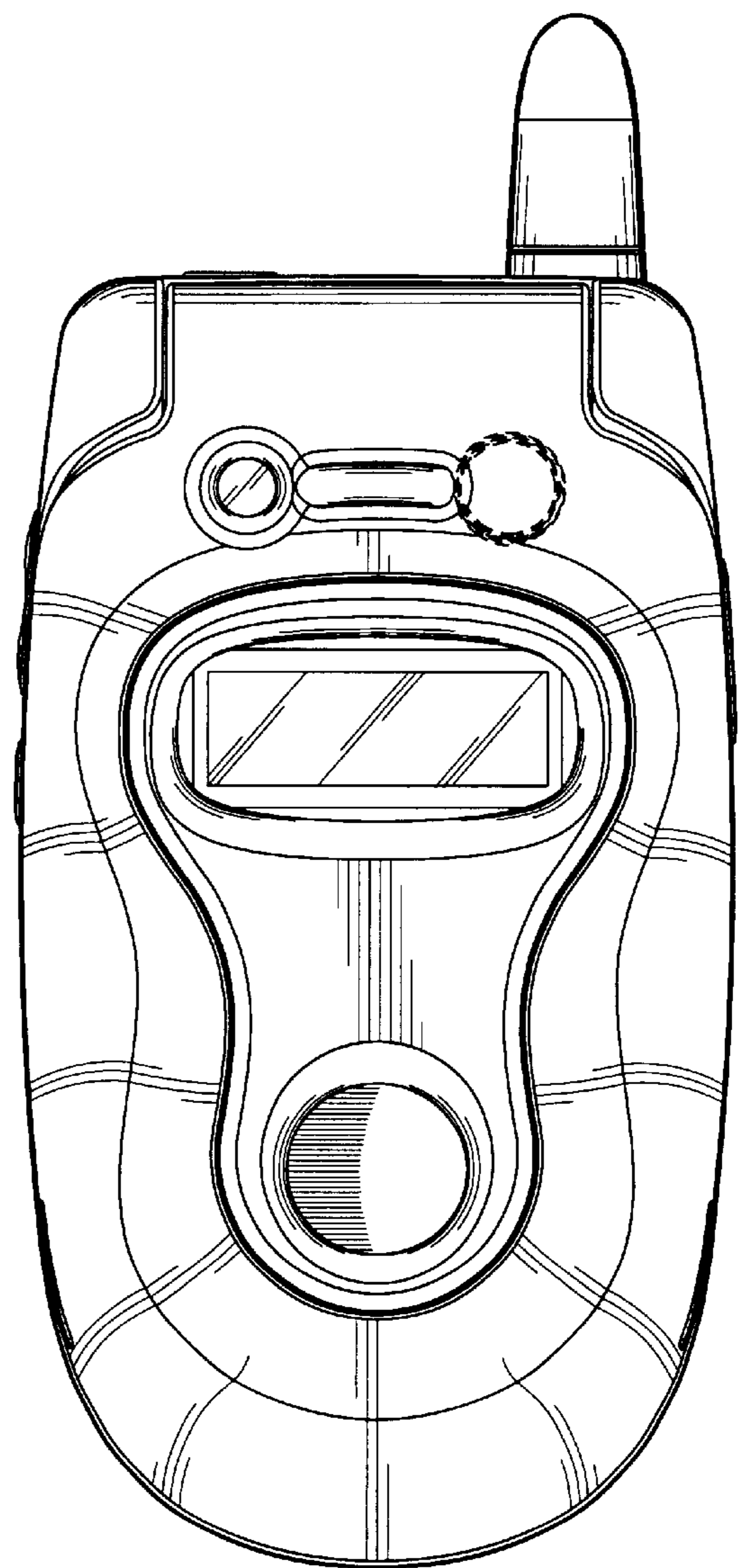


FIG. 4

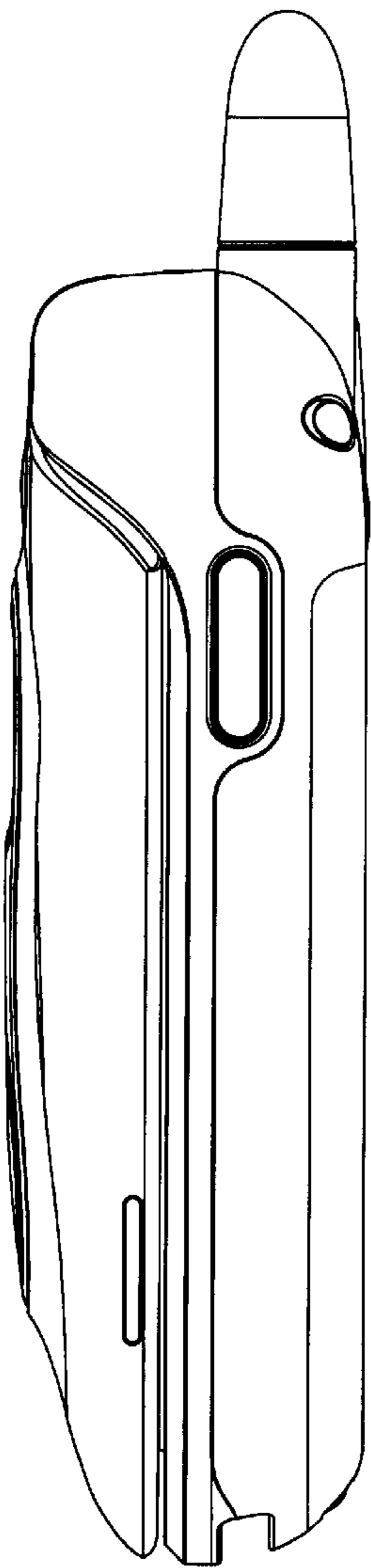


FIG. 5

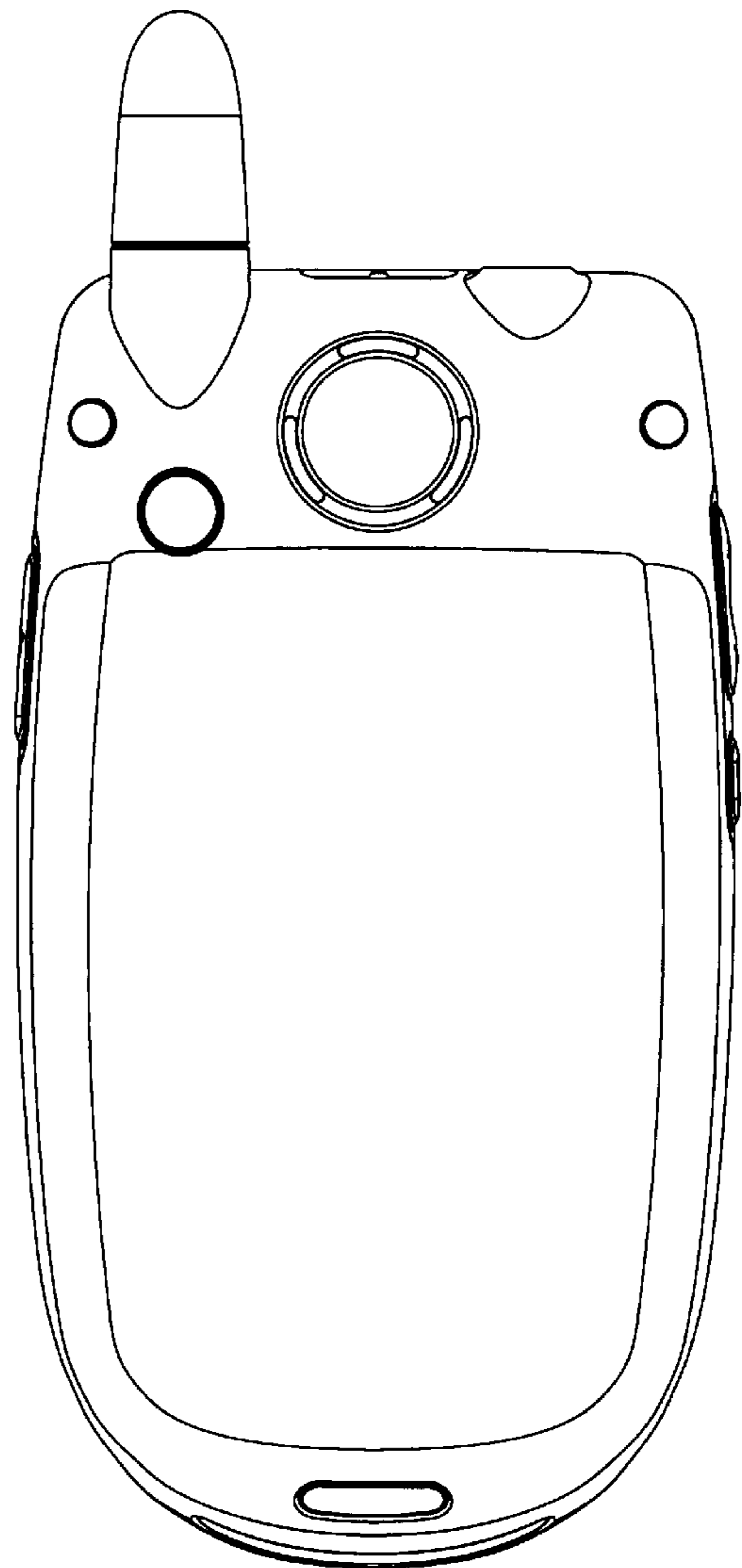


FIG. 6

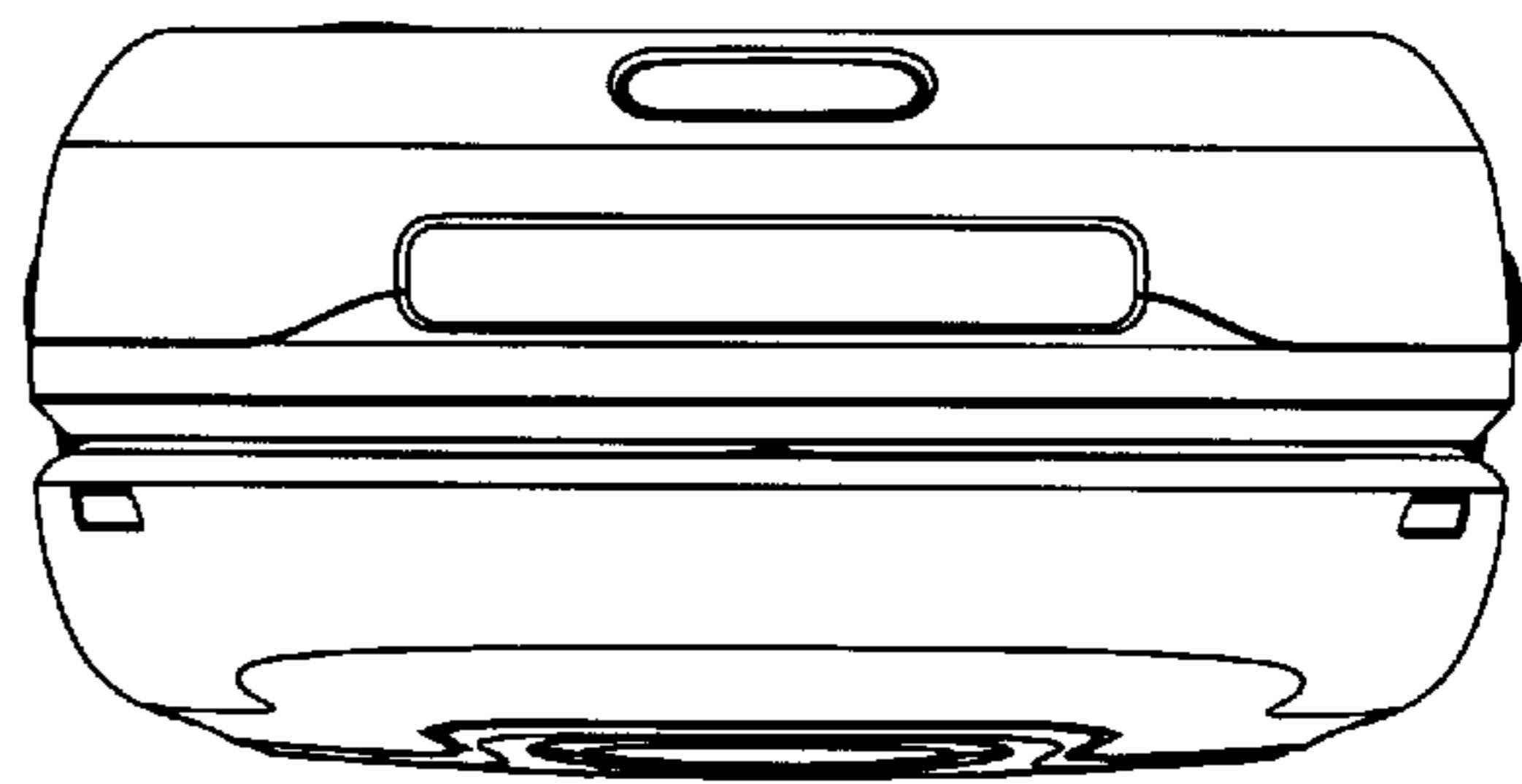


FIG. 7