



US00D483324S

(12) **United States Design Patent**
Kemp, Jr.

(10) **Patent No.:** **US D483,324 S**

(45) **Date of Patent:** **** Dec. 9, 2003**

(54) **SHOULDER OF A TIRE**

(75) Inventor: **Preston Butler Kemp, Jr.**, Greenville, SC (US)

(73) Assignee: **Michelin Recherche et Technique S.A.** (CH)

(**) Term: **14 Years**

(21) Appl. No.: **29/163,762**

(22) Filed: **Jul. 11, 2002**

(51) **LOC (7) Cl.** **12-15**

(52) **U.S. Cl.** **D12/605**

(58) **Field of Search** D12/553, 588, D12/605; 152/209.16, 523, 524, DIG. 12

(56) **References Cited**

U.S. PATENT DOCUMENTS

1,877,600 A	*	9/1932	Seiberling et al.	152/209.16
D173,864 S	*	1/1955	Amspoker	D12/605
D185,110 S	*	5/1959	Wolfer	D12/605
D197,547 S	*	2/1964	MacWherter	D12/605
D202,254 S	*	9/1965	Floria	D12/605
D203,317 S	*	12/1965	Busch et al.	D12/605
D208,896 S	*	10/1967	Maxemovich	D12/605
D301,132 S	*	5/1989	Himuro et al.	D12/553
D304,558 S	*	11/1989	Fukumoto	D12/588
D316,692 S		5/1991	Fukumoto	D12/146
D359,716 S	*	6/1995	Lagnier	D12/605
D370,439 S		6/1996	Feider et al.	D12/141
D380,995 S		7/1997	Grosskopf	D12/143
D414,446 S	*	9/1999	Kemp, Jr.	D12/588
D423,419 S		4/2000	Kemp, Jr. et al.	D12/142
D464,614 S	*	10/2002	Irimiya	D12/588

OTHER PUBLICATIONS

Bridgestone R226 Tire, 2001 Tread Design Guide, Jan. 2001, p. 120. 1/3.*

Goodyear Unisteel G647 RSS Tire, 2001 Tread Design Guide, Jan. 2001, p. 131. 1/4.*

Kumho Power Fleet 982 Tire, 2001 Tread Design Guide, Jan. 2001, p. 135. 3/3.*

Michelin XT-1 Tire, 2001 Tread Design Guide, Jan. 2001, p. 141. 4/3.*

Tread Design Guide, 1998, p. 126, Bridgestone R226.

Tread Design Guide, 1998, p. 160, Sumitomo ST700.

Tread Design Guide, 2000, p. 153, Toyo M111Z.

* cited by examiner

Primary Examiner—Robert M. Spear

(74) *Attorney, Agent, or Firm*—Robert R. Reed; Christopher P. Crecente; Martin Farrell

(57) **CLAIM**

The ornamental design for a shoulder of a tire, as shown and described.

DESCRIPTION

FIG. 1 is a perspective view of a shoulder of a tire showing my new design, it being understood that the shoulder pattern is repeated circumferentially throughout the lateral portion of a tire tread and a radially outer sidewall portion of a tire defining the shoulder of a tire, the opposite side perspective view being identical thereto;

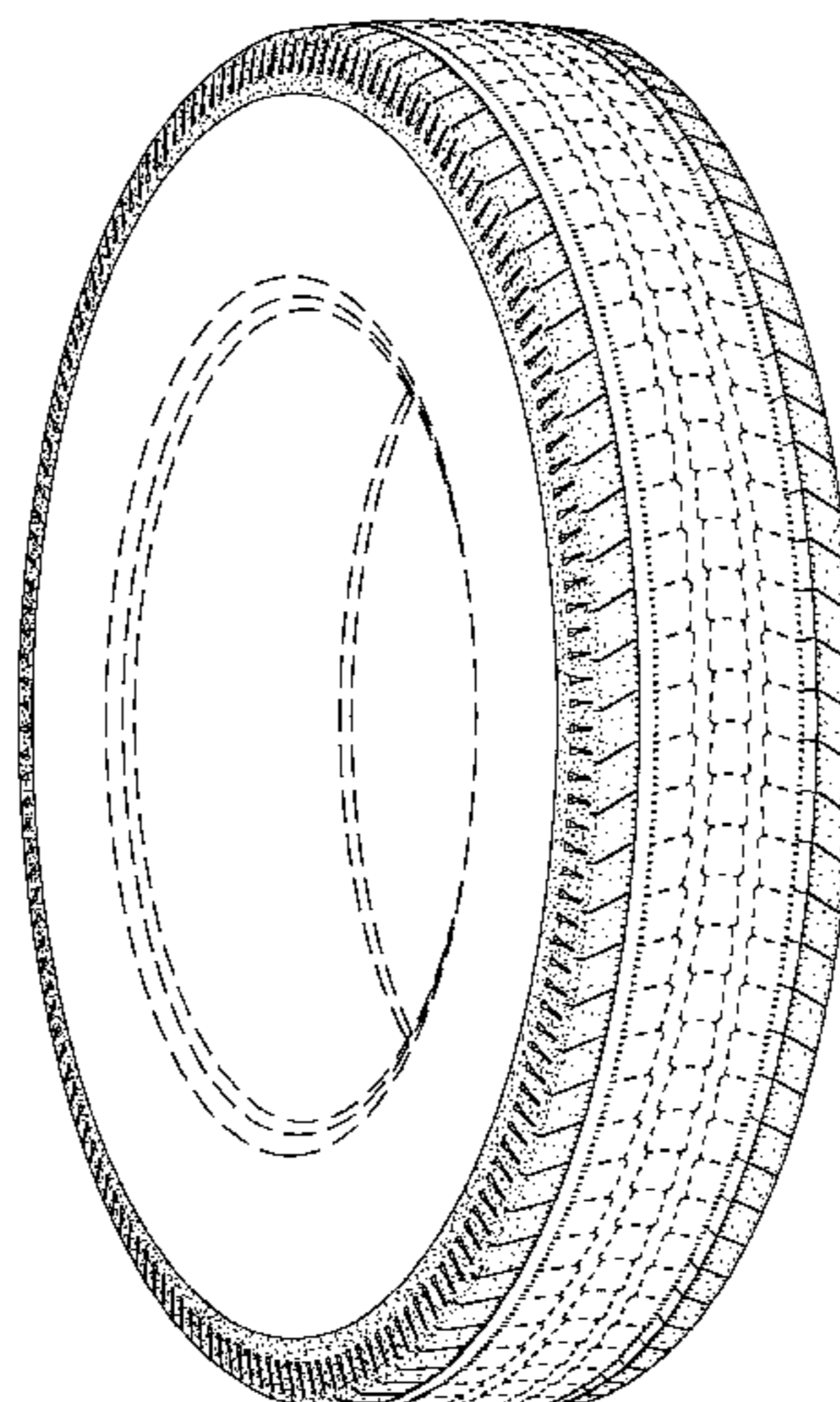
FIG. 2 is an enlarged fragmentary front elevation view of the tire of FIG. 1 showing my new shoulder pattern in more detail;

FIG. 3 is a left side elevation view of the tire showing the shoulder of a tire thereof; and,

FIG. 4 is a right side elevation view of the tire showing the shoulder of the tire thereof.

In the drawings, the dark stippled shading represents groove areas of the shoulder surfaces being recessed portions of the shoulder of the tire. The broken line disclosure of the tire crown, tire sidewall and inner bead is for illustrative purposes only and forms no part of the claimed design.

1 Claim, 4 Drawing Sheets



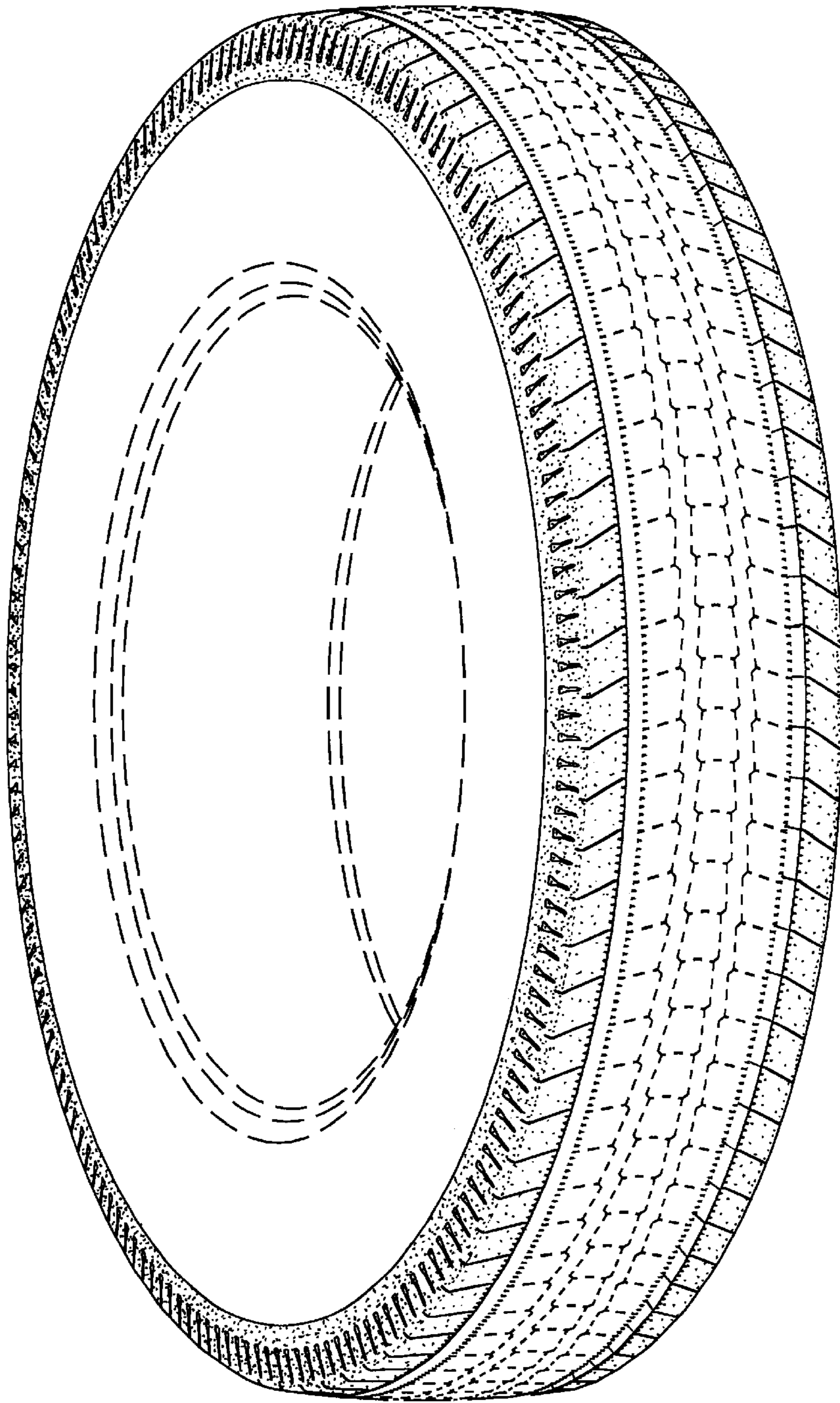


Fig. 1

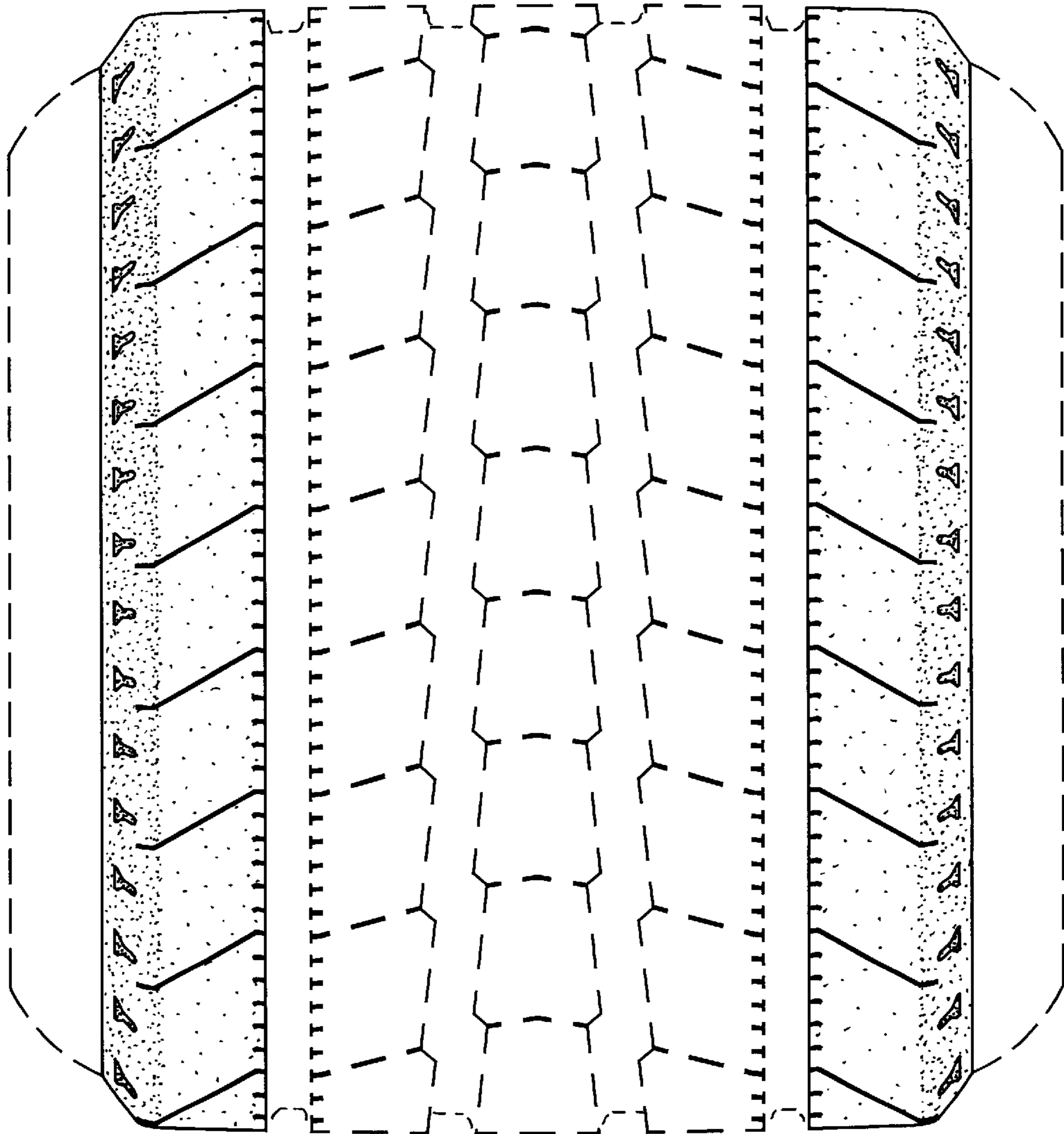


Fig. 2




Fig. 3




Fig. 4