



US00D483323S

(12) **United States Design Patent** (10) **Patent No.:** **US D483,323 S**  
**Williams** (45) **Date of Patent:** **\*\* Dec. 9, 2003**

(54) **TIRE TREAD**

(75) Inventor: **Ellen MacDonald Williams**, Greer, SC (US)

(73) Assignee: **Michelin Recherche et Technique S.A.** (CH)

(\*\*) Term: **14 Years**

(21) Appl. No.: **29/175,609**

(22) Filed: **Feb. 6, 2003**

(65) **Prior Publication Data**

(65)

(51) **LOC (7) Cl.** ..... **12-15**

(52) **U.S. Cl.** ..... **D12/603**

(58) **Field of Search** ..... D12/547, 549, D12/550, 560, 561, 566, 567, 582, 584, 585, 596, 597, 602, 603; 152/209.1, 209.9, 209.13, 209.25, 209.28

(56) **References Cited**

**U.S. PATENT DOCUMENTS**

D314,169 S	*	1/1991	Covert et al.	.....	D12/566
D317,145 S	*	5/1991	Iwamura	.....	D12/596
D329,031 S	*	9/1992	Lassan	.....	D12/597
D380,711 S		7/1997	McKisson	.....	D12/147
D384,615 S	*	10/1997	Lim et al.	.....	D12/603
D398,892 S		9/1998	Williams	.....	D12/147
D411,973 S		7/1999	Williams et al.	.....	D12/147
D446,174 S	*	8/2001	Lassan et al.	.....	D12/603
D446,482 S	*	8/2001	Fantanzo et al.	.....	D12/602

**OTHER PUBLICATIONS**

Big O Euro Tour Tire, 2001 Tread Design Guide, Jan. 2001, p. 17. 2/5.\*

Cordovan Centred Tire, 2001 Tread Design Guide, Jan. 2001, p. 25. 2/5.\*

Remington XT-120T Touring Tire, 2001 Tread Design Guide, Jan. 2001, p. 60. 1/1.\*

Uniroyal Touring TR Tire, 2001 Tread Design Guide, Jan. 2001. p. 71. 2/2.\*

Goodyear Wrangler ST Tire, 2001 Tread Design Guide, Jan. 2001, p. 90. 4/1.\*

Tread Design Guide, 1997, p. 14, BRIDGESTONE Turanza Z.

Tread Design Guide, 1997, p. 44, KUMHO 795 Touring A/S.

Tread Design Guide, 2002, p. 21, CONTINENTAL/TAG Semperit A/S.

Tread Design Guide, 2002, p. 24, DEAN Stinger Radial GTH.

Tread Design Guide, 2002, p. 27, DURALON Widetrack S/R.

Tread Design Guide, 2002, p. 39, JETZON Stratagard.

\* cited by examiner

*Primary Examiner*—Robert M. Spear

(74) *Attorney, Agent, or Firm*—Robert R. Reed; Christopher P. Crecente; Martin Farrell

(57) **CLAIM**

The ornamental design for a tire tread, as shown and described.

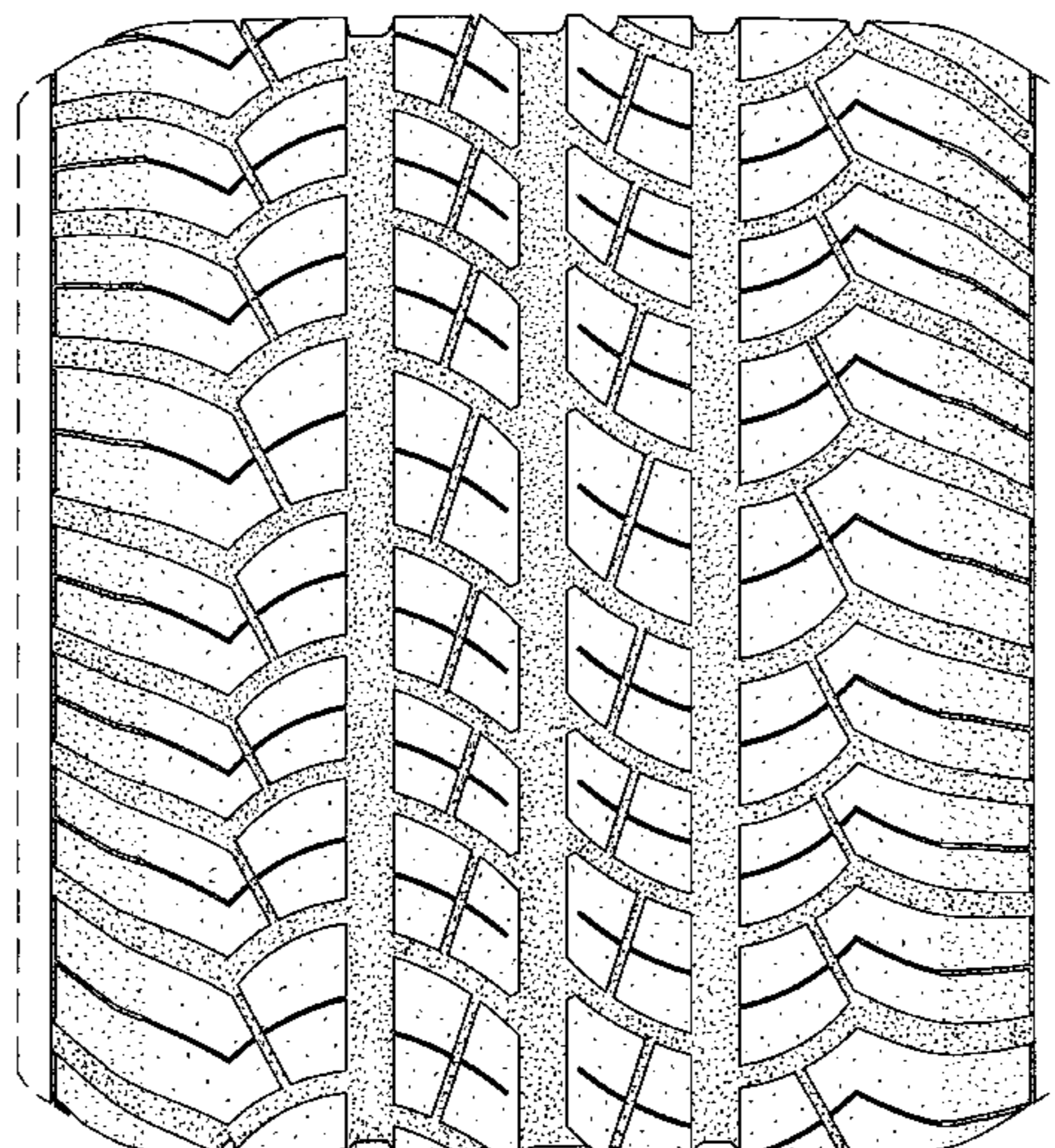
**DESCRIPTION**

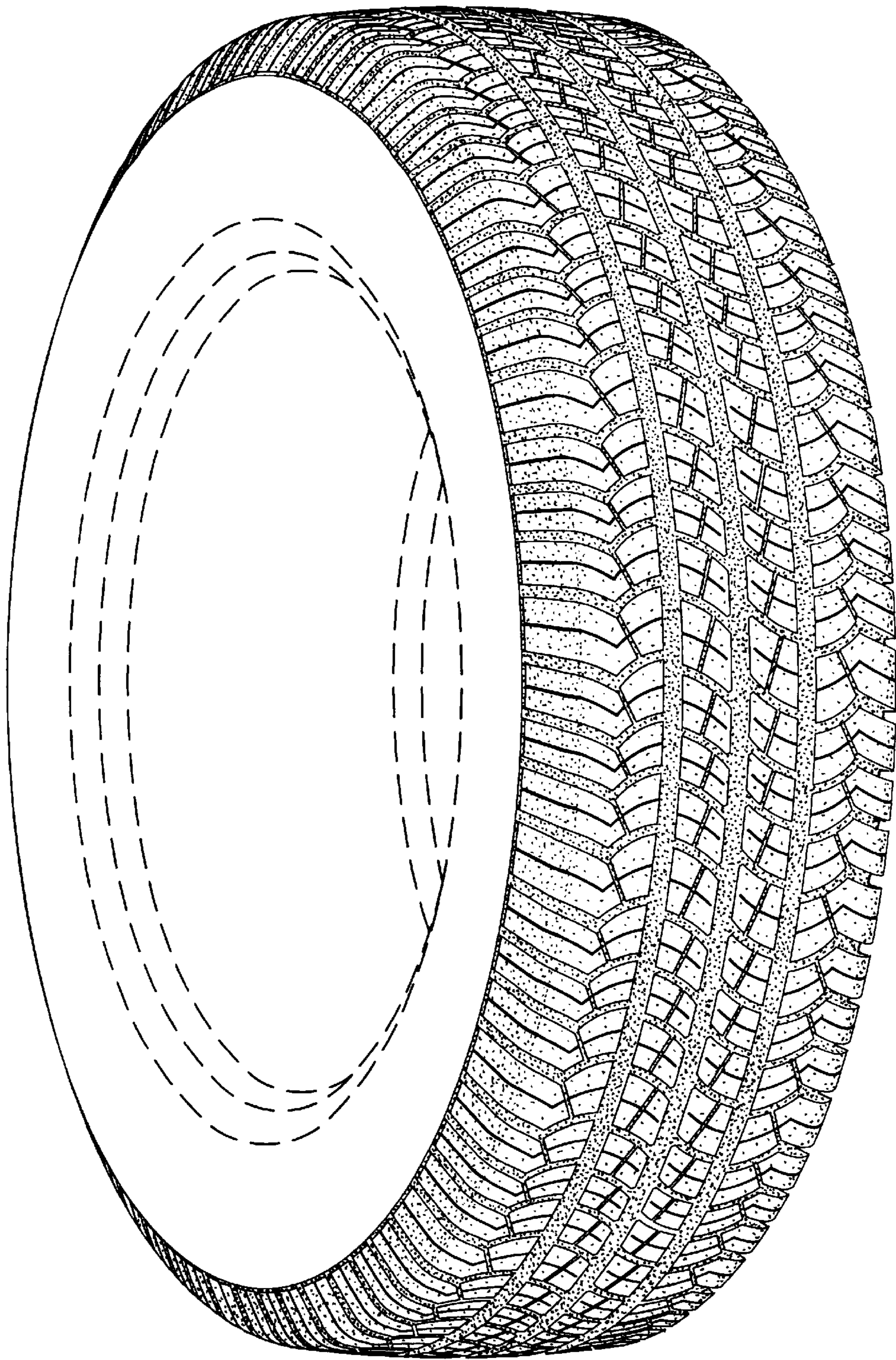
FIG. 1 is a perspective view of a tire tread showing my new design, it being understood that the tread pattern repeats uniformly throughout the outer circumference and shoulder of a tire, the opposite side perspective view being identical thereto; and,

FIG. 2 is an enlarged fragmentary front elevation view of the tire tread thereof of FIG. 1.

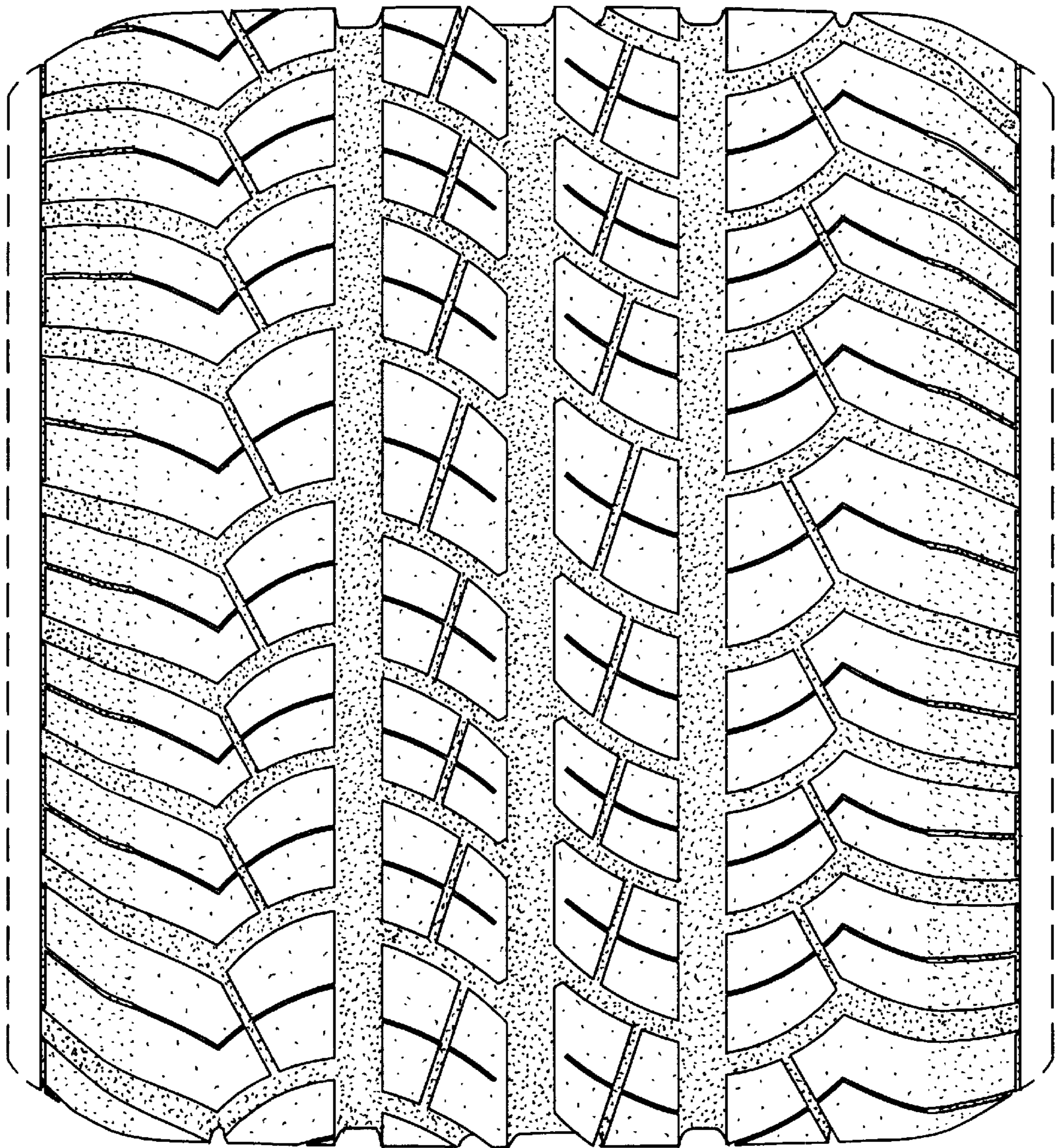
In the drawings, the dark stippled surface shading represents the recessed portion of the tread grooves, having a depth as best shown along the right edge of FIG. 1. The broken line disclosure of the tire sidewall and inner bead is for illustrative purposes only and forms no part of the claimed design.

**1 Claim, 2 Drawing Sheets**





*Fig. 1*



*Fig. 2*