



US00D483320S

(12) **United States Design Patent**
Janajreh et al.

(10) **Patent No.:** **US D483,320 S**

(45) **Date of Patent:** **** Dec. 9, 2003**

(54) **TIRE TREAD**

(75) **Inventors:** **Ibrahim Mustafa Janajreh**, Greenville, SC (US); **Glenn Andrew Gordon**, Greer, SC (US)

(73) **Assignee:** **Michelin Recherche et Technique S.A.** (CH)

(**) **Term:** **14 Years**

(21) **Appl. No.:** **29/170,097**

(22) **Filed:** **Oct. 31, 2002**

(51) **LOC (7) Cl.** **12-15**

(52) **U.S. Cl.** **D12/584**

(58) **Field of Search** D12/547, 549, D12/550, 560, 561, 566, 567, 582, 584, 585, 596, 597, 602, 603; 152/209.1, 209.9, 209.13, 209.25, 209.28

(56) **References Cited**

U.S. PATENT DOCUMENTS

D304,556 S	*	11/1989	Tsuda et al.	D12/582
D308,841 S	*	6/1990	Cummings et al.	D12/582
D308,954 S	*	7/1990	Enoki	D12/582
D341,557 S		11/1993	Ebbott	D12/141
D390,170 S		2/1998	Stone et al.	D12/141
D413,556 S		9/1999	Krupa et al.	D12/141
D428,837 S	*	8/2000	Grosskopf et al.	D12/574
6,109,316 A	*	8/2000	Janajreh	152/209.16
6,213,181 B1	*	4/2001	Janajreh	152/209.5
D451,860 S	*	12/2001	Schuster et al.	D12/600
6,412,531 B1	*	7/2002	Janajreh	152/209.21

OTHER PUBLICATIONS

Bridgestone R194 Wide Base Tire, 2001 Tread Design Guide, Jan. 2001, p. 120, 3/2.*

Ohtsu Hi-Steel Radial Tire, 2001 Tread Design Guide, Jan. 2001, p. 146, 1/4.*

Michelin XZA2/XZ2 Tire, Michelin Commercial Light Truc Tire And Truck Tire Data Book. Jun. 2000.*

Tread Design Guide, 1991, p. 146, Bridgestone V-Steel Rib 184-LP.

Tread design Guide, 1991, p. 168, Michelin Pilot XA.

Tread Design Guide, 1991, p. 180, Toyo M-104ZL.

Tread Design Guide, 2000, p. 121, Bridgestone R299.

Tread Design Guide, 2000, p. 125, Dayton Rib Radial All Position.

Tread Design Guide, 2000, p. 151, Sumitomo ST738.

Tread Design Guide, 2000, p. 153, Toyo M140Z.

Tread Design Guide, 2000, p. 155, Yokohama RY083/RY083A/RY083A MC2.

* cited by examiner

Primary Examiner—Robert M. Spear

(74) *Attorney, Agent, or Firm*—Robert R. Reed; Christopher P. Crecente; Martin Farrell

(57) **CLAIM**

The ornamental design for a tire tread, as shown and described.

DESCRIPTION

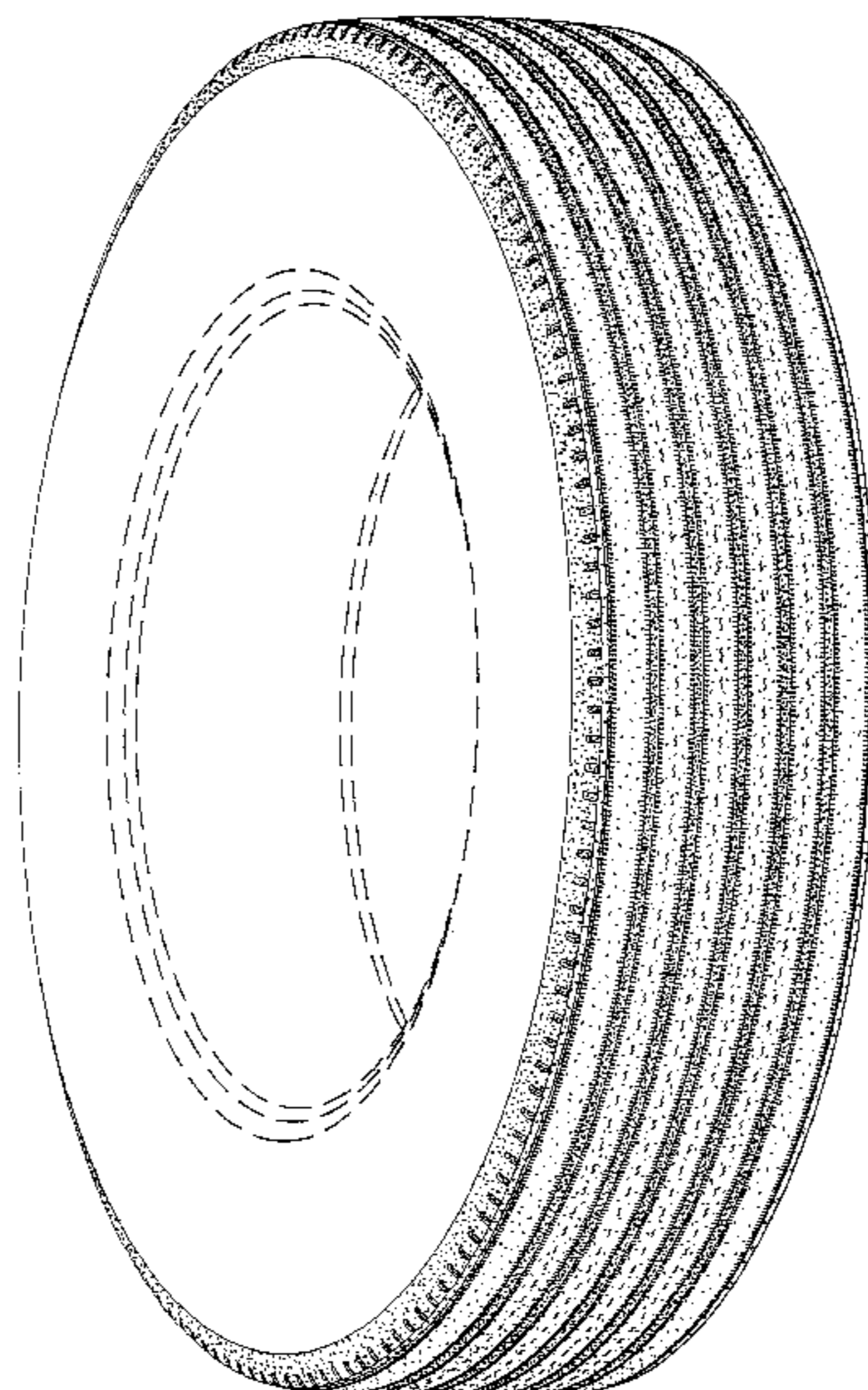
FIG. 1 is a perspective view of a tire tread showing our new design, it being understood that a tread pattern is repeated over the outer circumference of the tread width and the adjacent shoulders of the tire, the opposite side perspective view being identical thereto;

FIG. 2 is an enlarged fragmentary front elevation view of the tread pattern of FIG. 1; and,

FIG. 3 is a further enlarged fragmentary cross sectional view of the tire tread, taken along line 3—3 in FIG. 2.

In the drawings, the dark stippled surface shading represents the recessed portion of the tread grooves, having the depth shown in FIG. 3. The broken line disclosure of a tire sidewall and inner bead are for illustrative purposes only and form no part of the claimed design.

1 Claim, 3 Drawing Sheets



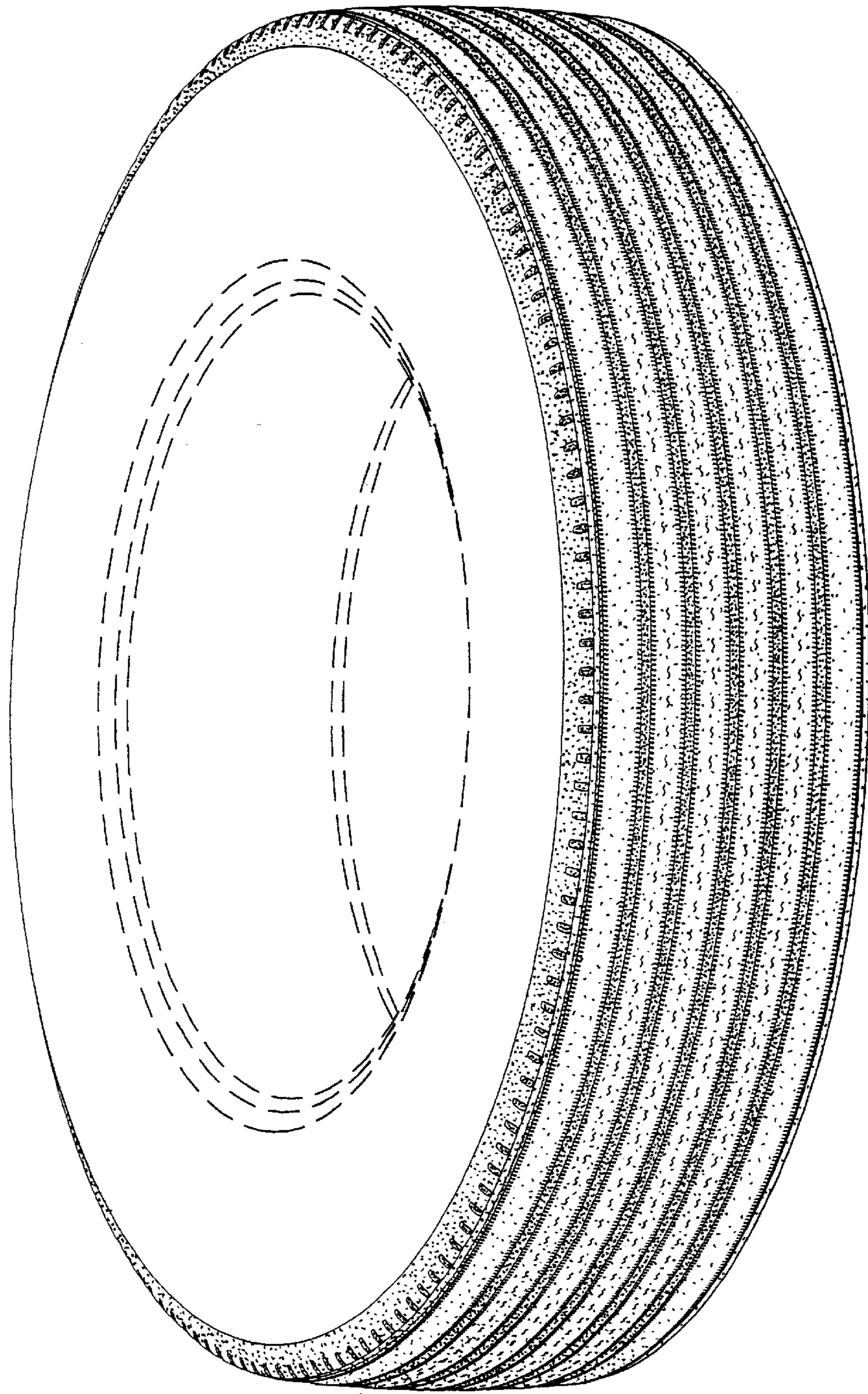


Fig. 1

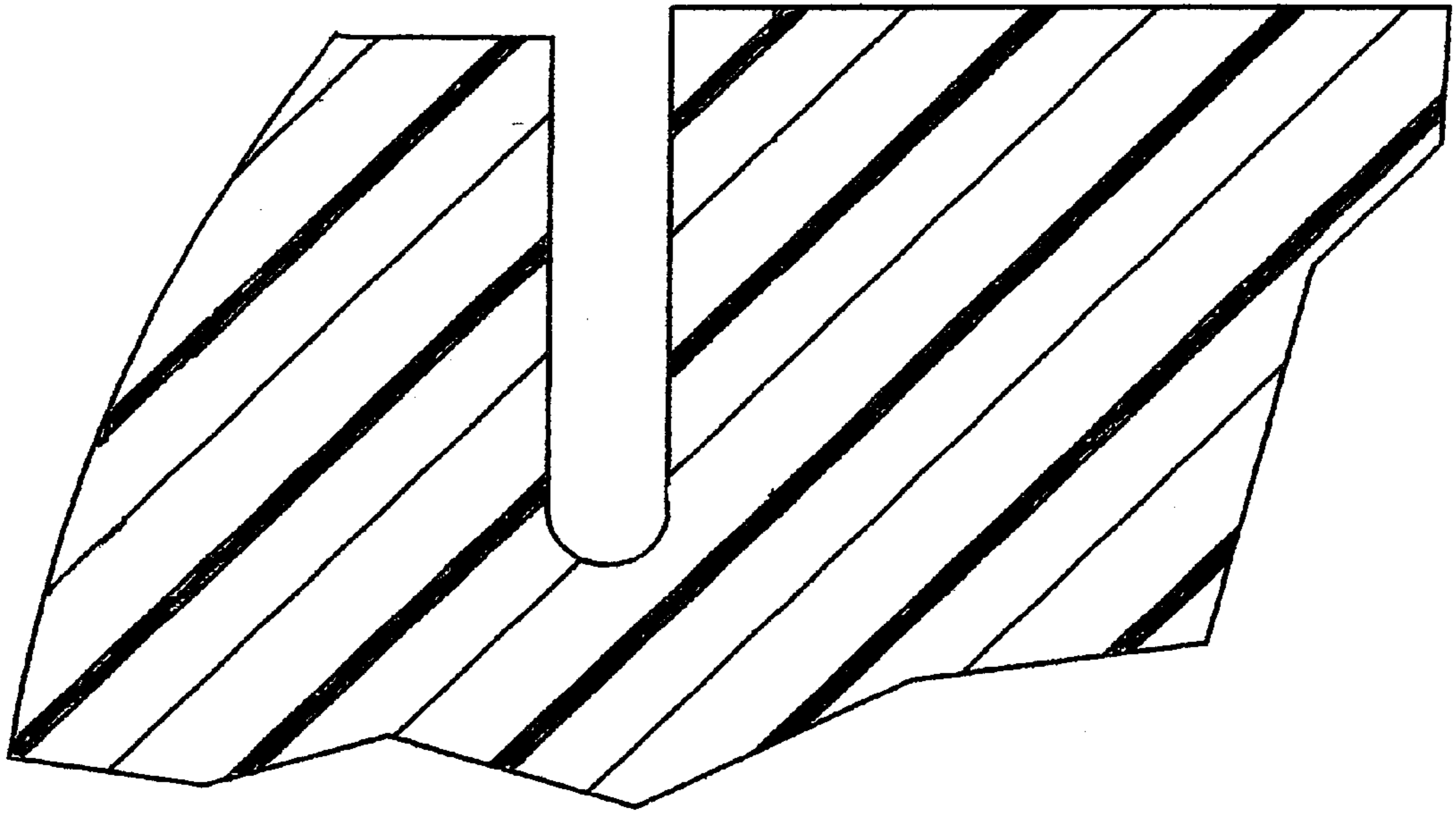


Fig. 3