



US00D483312S

(12) **United States Design Patent** (10) **Patent No.:** **US D483,312 S**
Saleen (45) **Date of Patent:** **** Dec. 9, 2003**

(54) **AUTOMOBILE FRONT FLARES**

(75) **Inventor:** **Stephen M. Saleen**, Dove Canyon, CA (US)

(73) **Assignee:** **Saleen Incorporated**, Irvine, CA (US)

(**) **Term:** **14 Years**

(21) **Appl. No.:** **29/156,115**

(22) **Filed:** **Feb. 20, 2002**

(51) **LOC (7) Cl.** **12-16**

(52) **U.S. Cl.** **D12/196; D12/184**

(58) **Field of Search** **D12/184, 90-92, D12/196; 296/185, 198; 280/847-851, 153.5, 154; 293/120, 128, 155; 428/31**

(56) **References Cited**

U.S. PATENT DOCUMENTS

- D382,239 S * 8/1997 Logan et al. D12/184
- 5,697,644 A * 12/1997 Logan et al. 280/848
- D437,814 S * 2/2001 Yokomaku D12/196 X

* cited by examiner

Primary Examiner—Melody N. Brown

(74) *Attorney, Agent, or Firm*—Orrick, Herrington & Sutcliffe LLP


(57) **CLAIM**

The ornamental design for automobile front flares, substantially as shown and described.

DESCRIPTION

FIG. 1 is a perspective view of the driver side front flare of automobile front flares showing my new design, FIG. 2 is a front view thereof, FIG. 3 is a top view, FIG. 4 is a bottom view, FIG. 5 is a front side view, FIG. 6 is a rear side view, FIG. 7 is a back view shown for illustrative purposes and completeness of disclosure, but does not form a part of the ornamental design, FIG. 8 is a perspective view of the passenger side front flare of automobile front flares showing a second embodiment of my new design, FIG. 9 is a front view of FIG. 8, FIG. 10 is a top view of FIG. 8, FIG. 11 is a front view of FIG. 8, FIG. 12 is a front side view of FIG. 8, FIG. 13 is a rear side view of FIG. 8; and, FIG. 14 is a back view of FIG. 8 shown for illustrative purposes and completeness of disclosure, but does not form a part of the ornamental design.

1 Claim, 4 Drawing Sheets






Fig. 1




Fig. 2




Fig. 3



Fig. 4




Fig. 5




Fig. 6

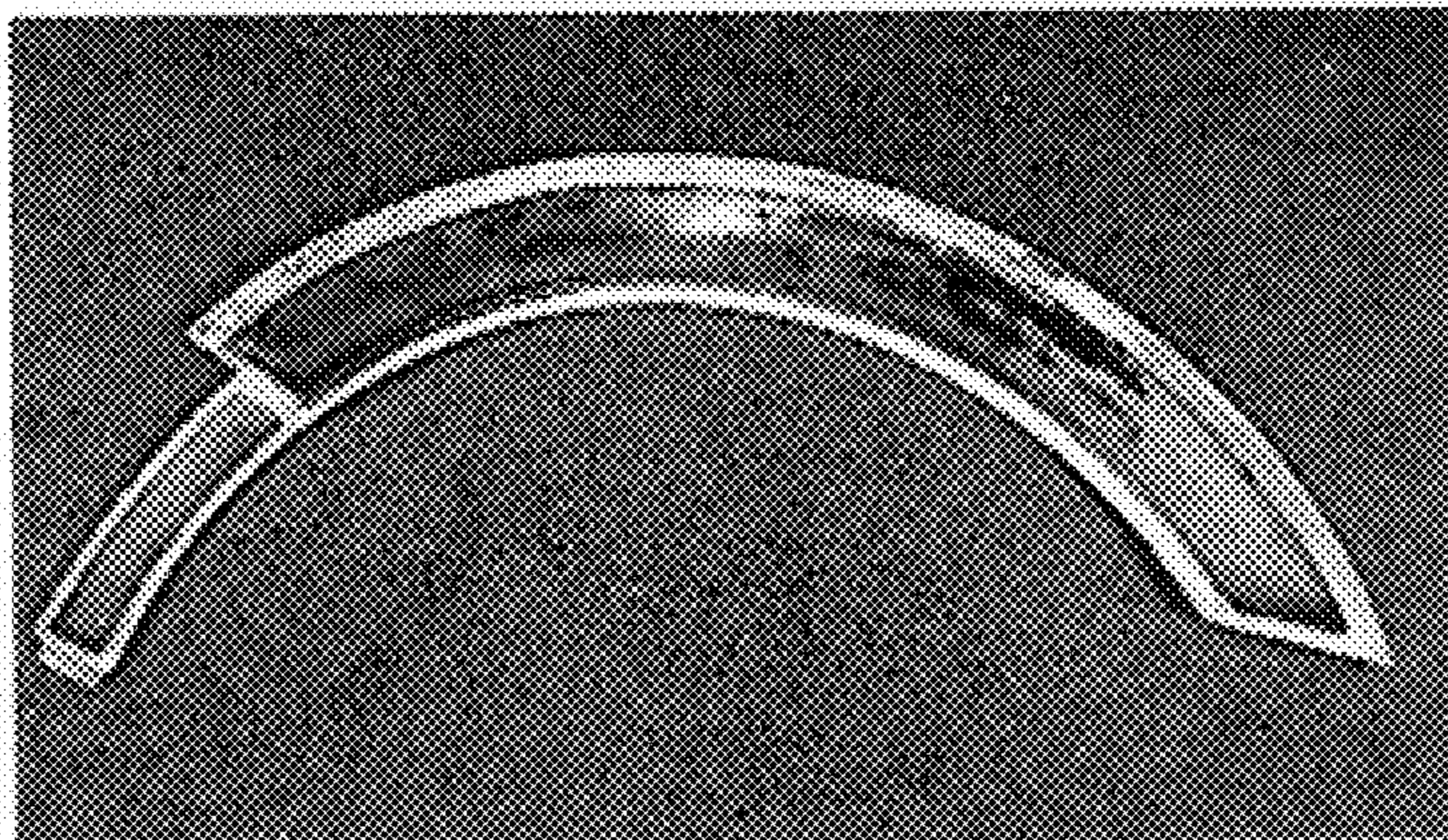


Fig. 7




Fig. 8

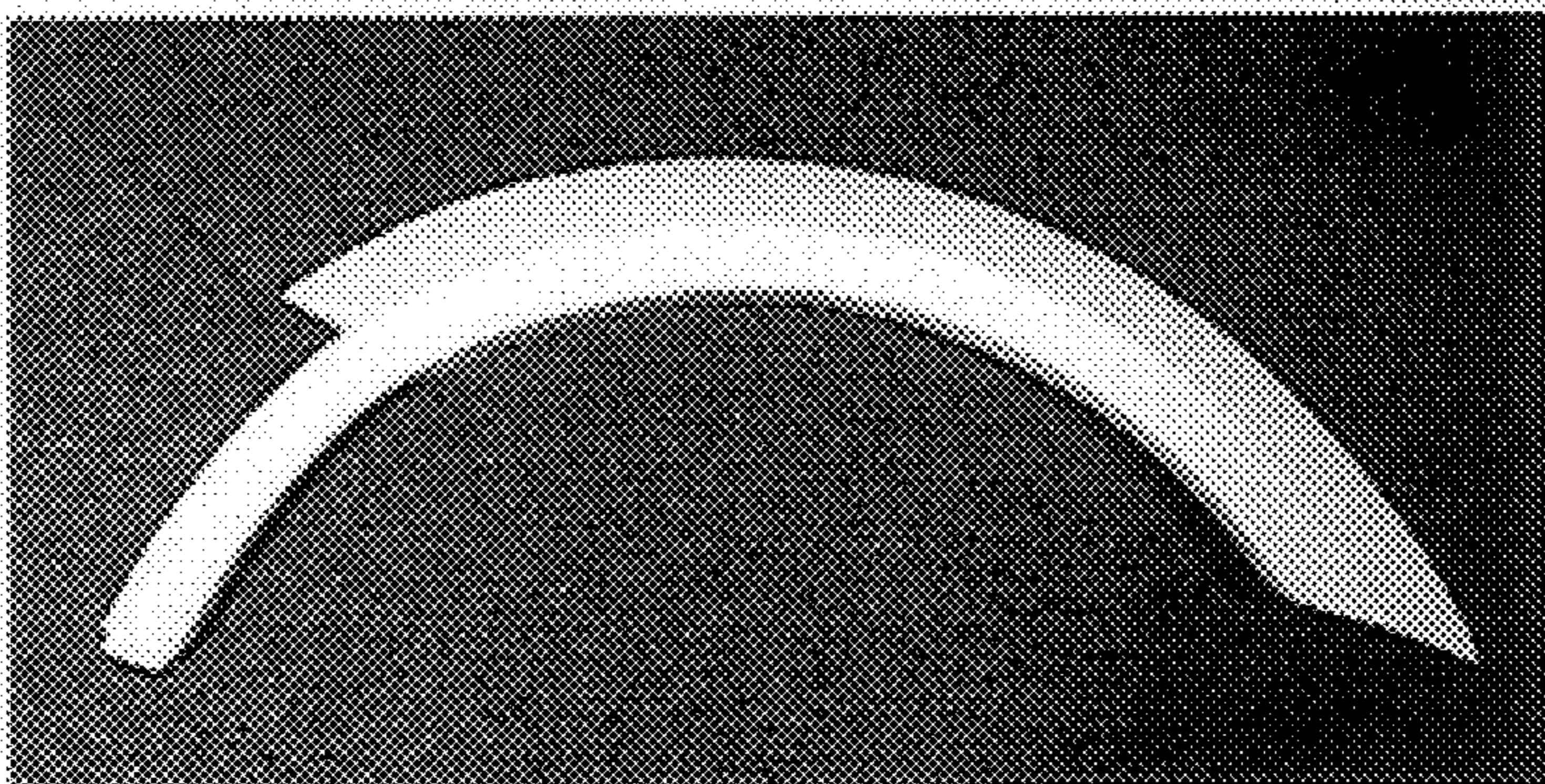


Fig. 9




Fig. 10




Fig. 11




Fig. 12




Fig. 13

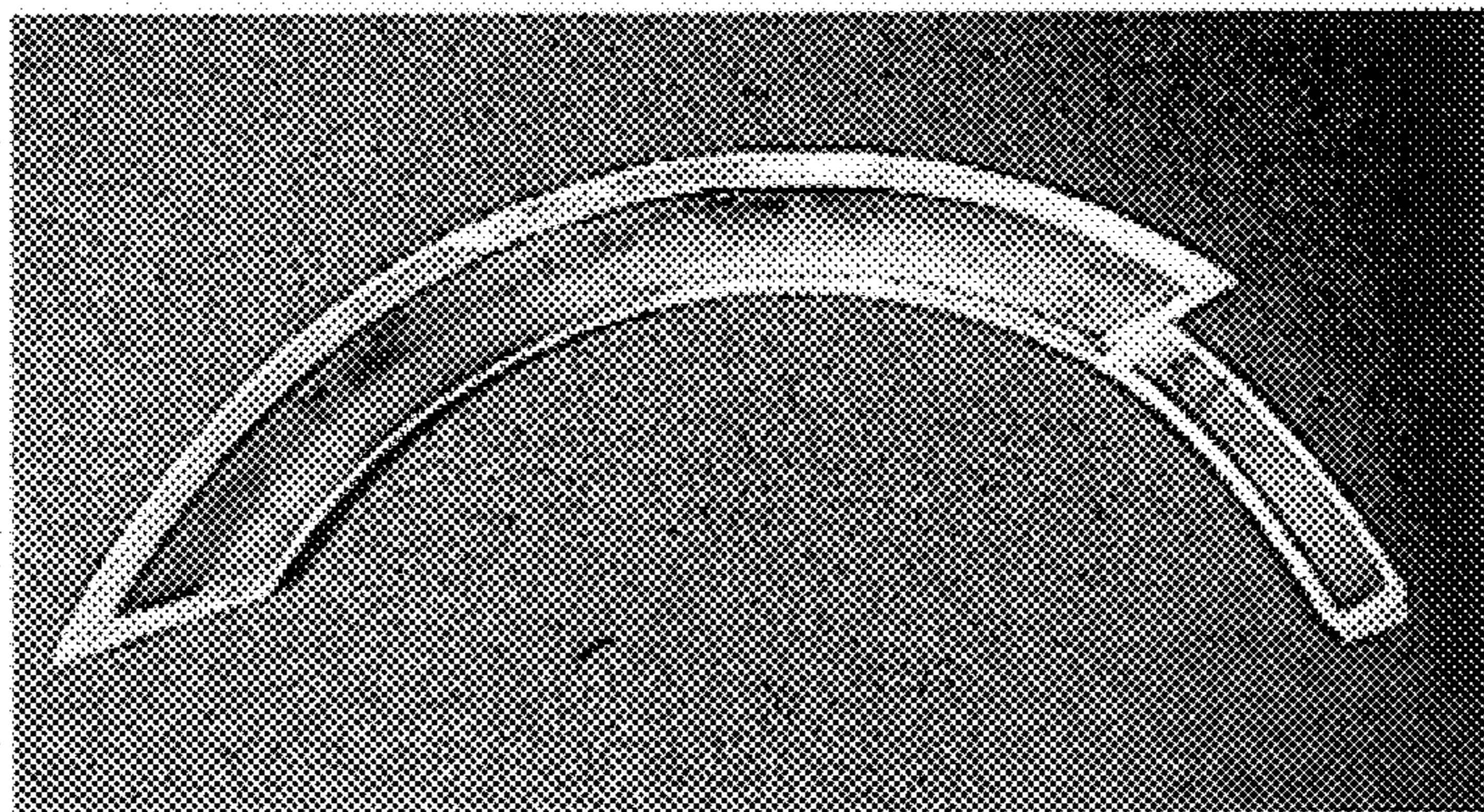


Fig. 14