



US00D483311S

(12) **United States Design Patent**  
**Kasahara et al.**

(10) **Patent No.:** **US D483,311 S**

(45) **Date of Patent:** **\*\* Dec. 9, 2003**

(54) **FRONT-UNDER-SPOILER FOR  
AUTOMOBILE**

D418,100 S \* 12/1999 Sacco et al. .... D12/196

\* cited by examiner

(75) Inventors: **Hisao Kasahara**, Tokyo (JP); **Hiroshi Sarukawa**, Tokyo (JP)

*Primary Examiner*—Melody N. Brown  
(74) *Attorney, Agent, or Firm*—Martin A. Farber

(73) Assignee: **Fuji Jukogyo Kabushiki Kaisha**, Tokyo (JP)

(57) **CLAIM**

(\*\*) Term: **14 Years**

The ornamental design for a front-under-spoiler for automobile, as shown and described.

(21) Appl. No.: **29/155,402**

**DESCRIPTION**

(22) Filed: **Feb. 5, 2002**

(30) **Foreign Application Priority Data**

Aug. 8, 2001 (JP) ..... 2001-023347

(51) **LOC (7) Cl.** ..... **12-16**

(52) **U.S. Cl.** ..... **D12/196; D12/169**

(58) **Field of Search** ..... D12/196, 169,  
D12/181; 296/180.1, 180.2; 293/102, 113,  
115, 117, 120

FIG. 1 is an upper perspective view of a front-under-spoiler for automobile shown from the front side;  
FIG. 2 is a front elevational view thereof;  
FIG. 3 is a rear elevational thereof;  
FIG. 4 is a top plan view thereof;  
FIG. 5 is a bottom plan view thereof;  
FIG. 6 is a right side elevational view thereof;  
FIG. 7 is a cross sectional view thereof, taken along line 7—7 in FIG. 2;  
FIG. 8 is a cross sectional view thereof, taken along line 8—8 in FIG. 2;  
FIG. 9 is a cross sectional view thereof, taken along line 9—9 in FIG. 4; and,  
FIG. 10 is a perspective view thereof; the vehicle shown in broken lines is for illustrative purposes only and forms no part of the claimed design.

(56) **References Cited**

**U.S. PATENT DOCUMENTS**

D348,705 S \* 7/1994 Onopa ..... D12/181  
D404,350 S \* 1/1999 Mobley ..... D12/181  
D417,857 S \* 12/1999 Sacco et al. .... D12/196  
D418,099 S \* 12/1999 Sacco et al. .... D12/196

**1 Claim, 4 Drawing Sheets**




FIG. 1

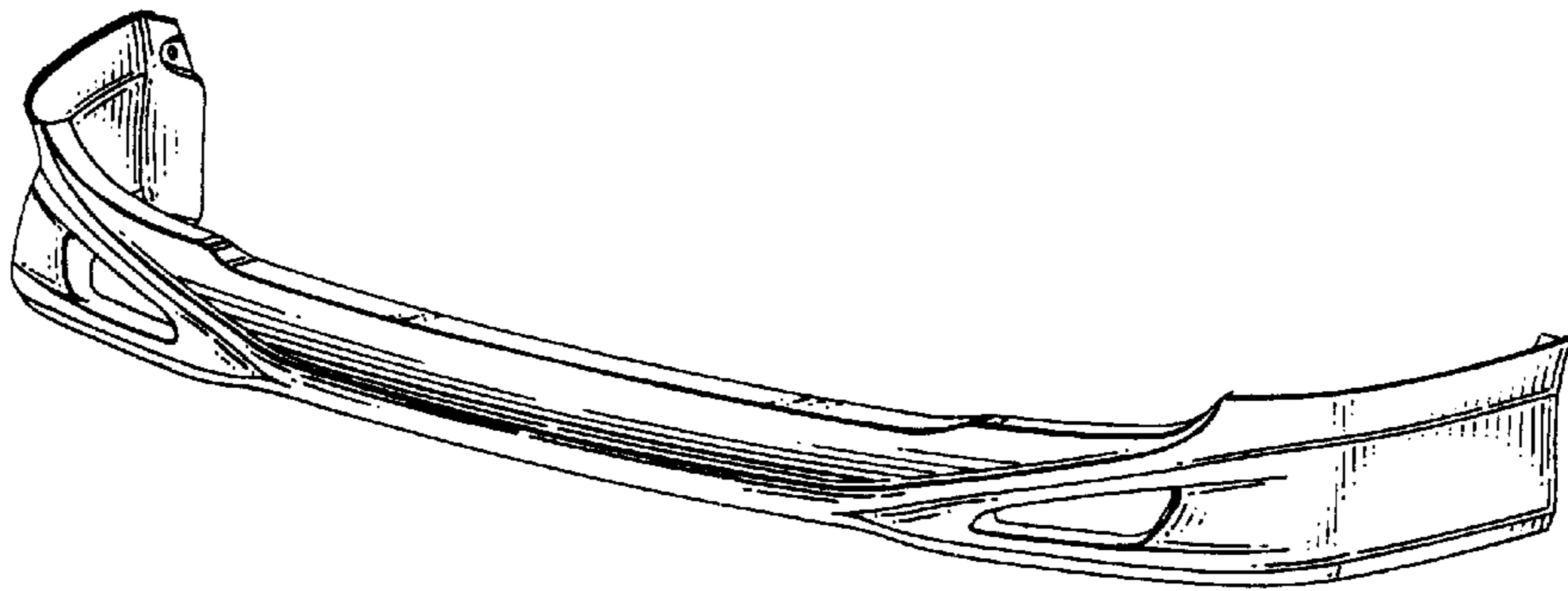


FIG. 2

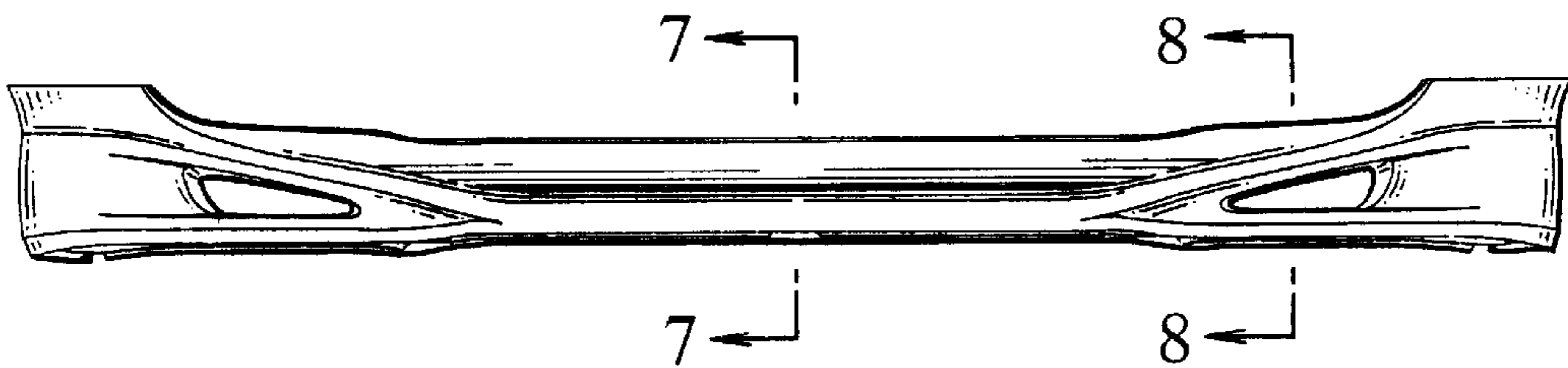


FIG. 3




FIG. 4

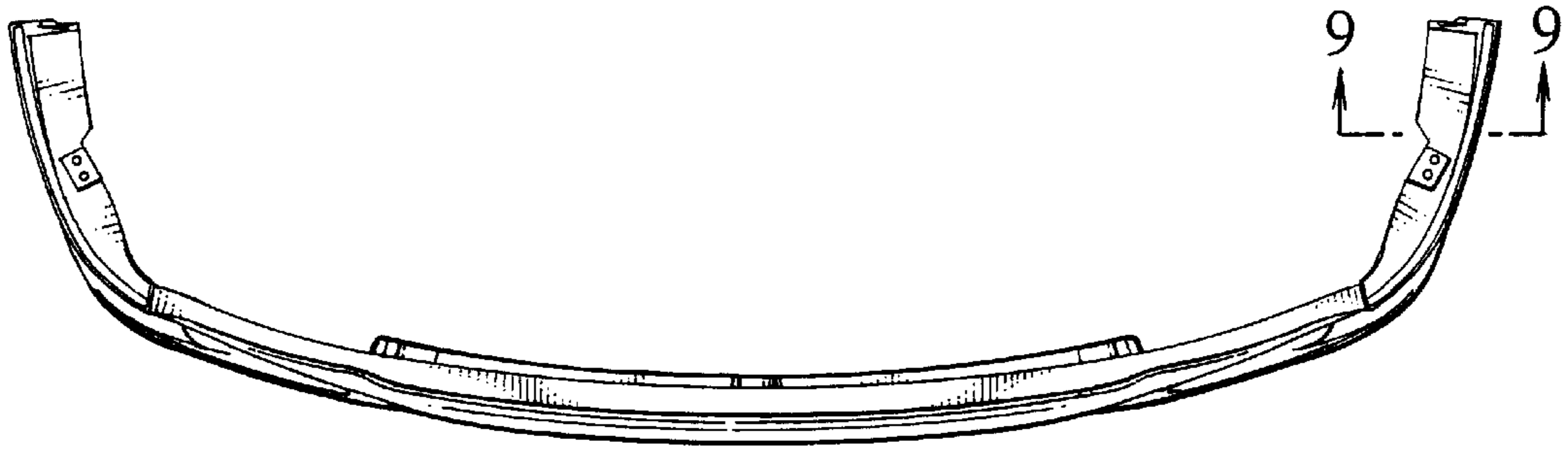


FIG. 5




FIG. 6

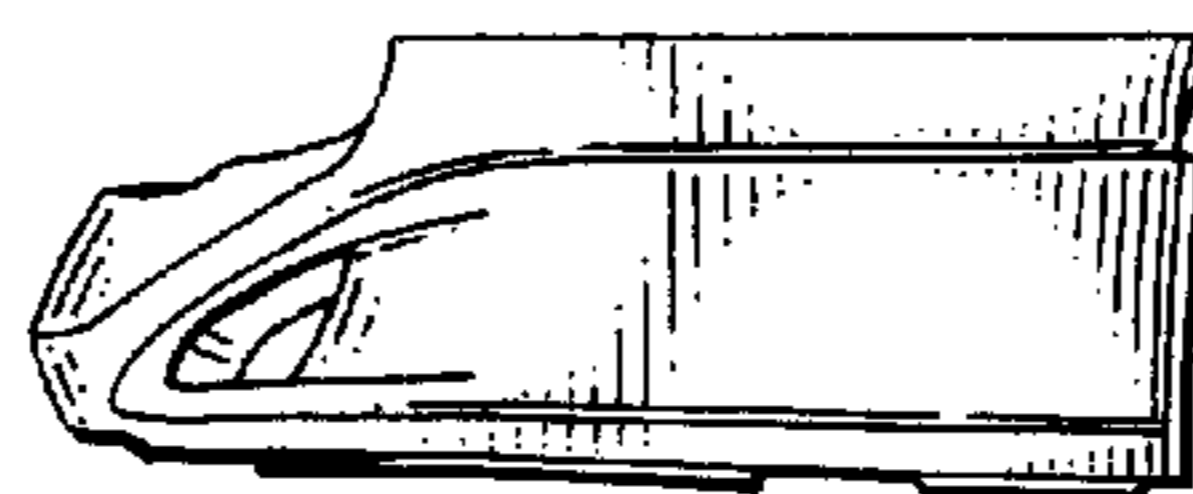


FIG. 7



FIG. 8



FIG. 9



FIG. 10

