



US00D483309S

(12) **United States Design Patent**
Wyszogrod

(10) **Patent No.:** **US D483,309 S**

(45) **Date of Patent:** **** Dec. 9, 2003**

(54) **INSTRUMENT GAUGE**

(75) **Inventor:** **Jose Wyszogrod**, Los Angeles, CA
(US)

(73) **Assignee:** **Honda Giken Kogyo Kabushiki**
Kaisha, Tokyo (JP)

(**) **Term:** **14 Years**

(21) **Appl. No.:** **29/157,776**

(22) **Filed:** **Mar. 26, 2002**

(51) **LOC (7) Cl.** **12-16**

(52) **U.S. Cl.** **D12/192**

(58) **Field of Search** D12/192, 114;
D10/98, 123-126, 102; 280/752, DIG. 5;
296/70; 180/90

(56) **References Cited**

U.S. PATENT DOCUMENTS

D54,140 S	*	11/1919	Smith	D12/192
D54,194 S	*	11/1919	Berge	D12/192
D195,783 S	*	7/1963	Woods, Jr.	D12/192
D372,010 S		7/1996	Pfeiffer et al.		
D375,477 S	*	11/1996	Kulla et al.	D12/192
D381,614 S	*	7/1997	Ma	D12/192
D412,146 S		7/1999	Sacco et al.		

D413,294 S		8/1999	Lagaay		
D413,295 S	*	8/1999	Sauter	D12/192
D423,433 S	*	4/2000	Micelli et al.	D12/192
D433,362 S	*	11/2000	Wyszogrod et al.	D12/192
D436,565 S		1/2001	Tsay et al.		
D440,193 S	*	4/2001	Pfeiffer	D12/192
D440,925 S	*	4/2001	Pfeiffer	D12/192
D461,437 S	*	8/2002	Hofmann et al.	D12/192
D467,845 S	*	12/2002	Pfeiffer et al.	D12/192
D471,141 S	*	3/2003	Hofmann et al.	D12/192

* cited by examiner

Primary Examiner—Stacia Cadmus

(74) *Attorney, Agent, or Firm*—Banner & Witcoff, Ltd.

(57) **CLAIM**

The ornamental design for an instrument gauge, as shown and described.

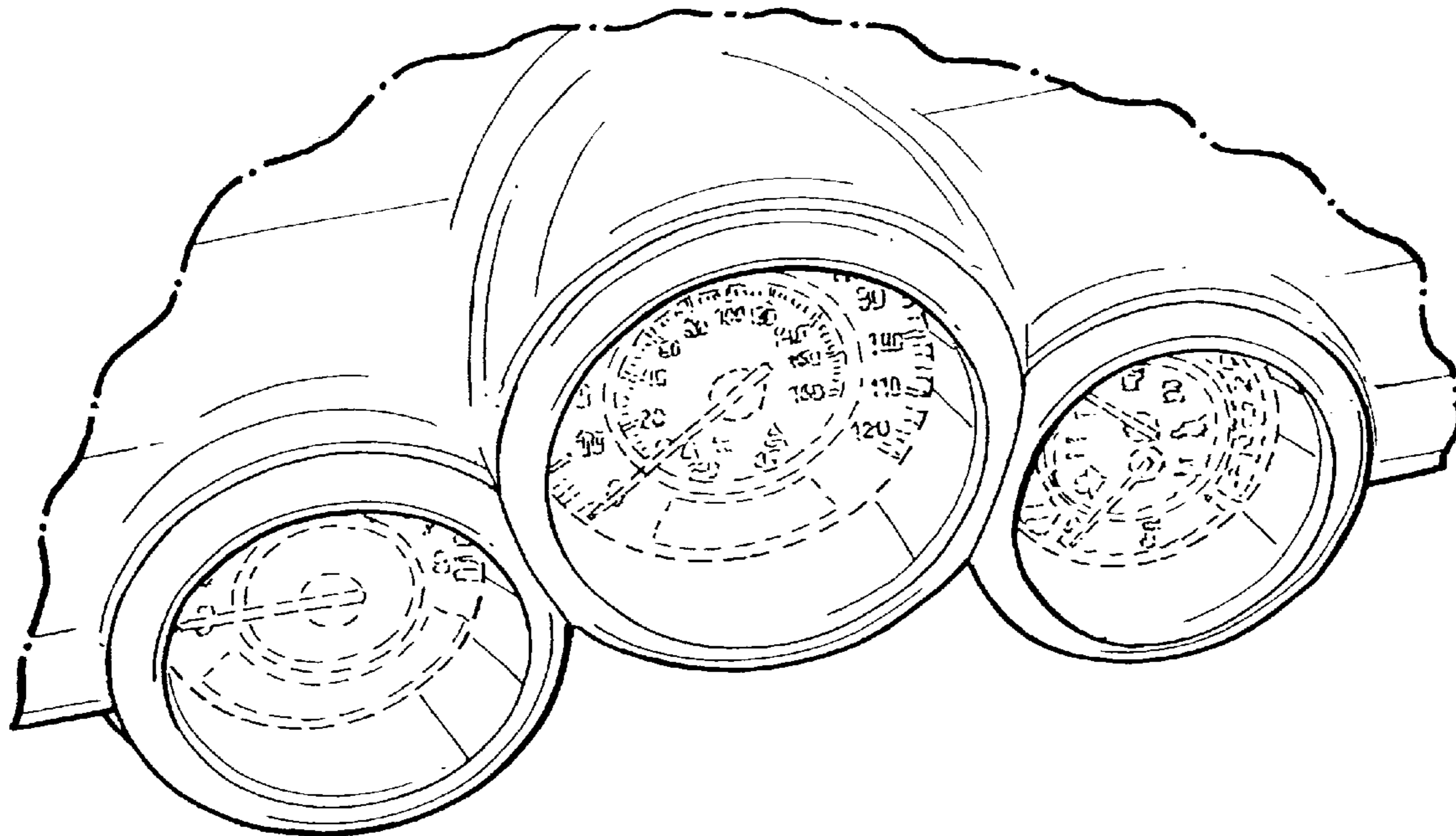
DESCRIPTION

FIG. 1 is a perspective view of the instrument gauge showing my new design; and,

FIG. 2 is a front elevational view thereof.

The uneven line surrounding the gauge represents an unclaimed boundary of the design. The broken line showings of the indicia on the gauges are for illustrative purposes only and form no part of the claimed design.

1 Claim, 1 Drawing Sheet



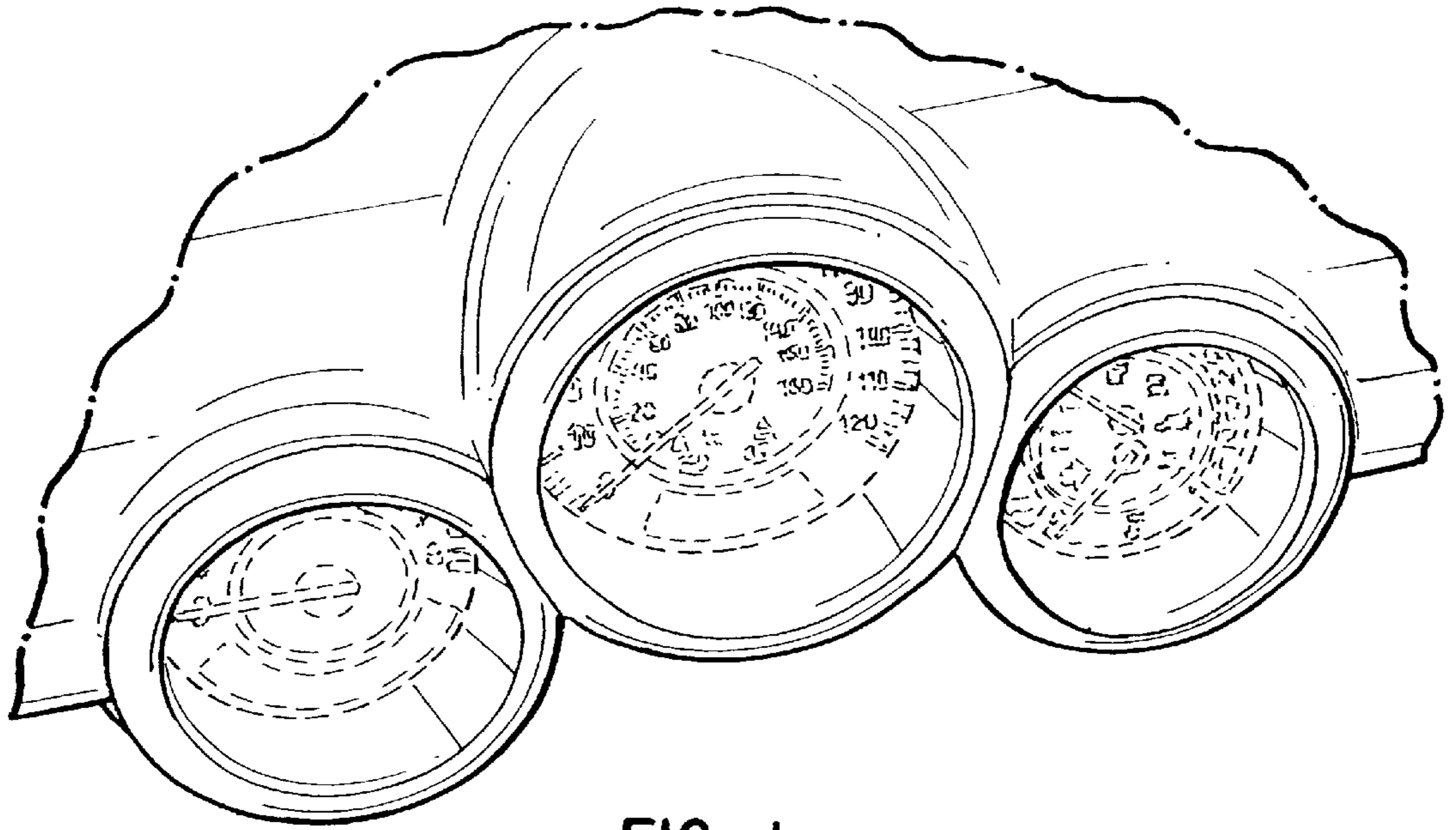


FIG. 1

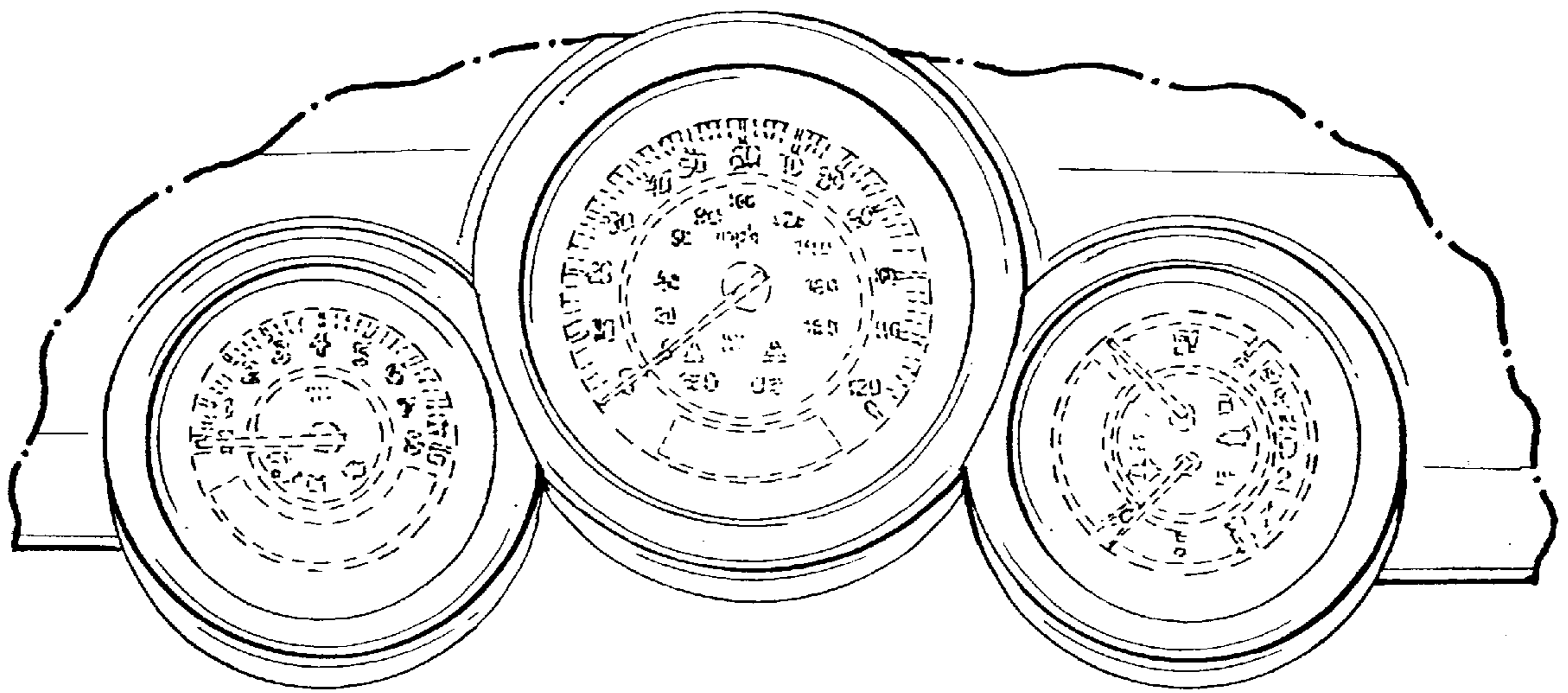


FIG. 2