



US00D483307S

(12) **United States Design Patent** (10) **Patent No.:** **US D483,307 S**  
**Gibson** (45) **Date of Patent:** **\*\* Dec. 9, 2003**

(54) **HANDLEBARS**

(76) Inventor: **Craig D. Gibson**, 6 Iriquois La.,  
Chillicothe, OH (US) 45601

(\*\*) Term: **14 Years**

(21) Appl. No.: **29/166,373**

(22) Filed: **Aug. 27, 2002**

(51) **LOC (7) Cl.** ..... **12-16**

(52) **U.S. Cl.** ..... **D12/178**

(58) **Field of Search** ..... D12/110, 111,  
D12/178; 74/551.1–551.9; 280/263, 279,  
280, 288.4

(56) **References Cited**

**U.S. PATENT DOCUMENTS**

D209,262 S \* 11/1967 Weaver ..... D12/178

\* cited by examiner

*Primary Examiner*—Alan P. Douglas

*Assistant Examiner*—Linda Brooks

(74) *Attorney, Agent, or Firm*—Rankin, Hill, Porter &  
Clark LLP

(57) **CLAIM**

The ornamental design for handlebars, as shown and  
described.

**DESCRIPTION**

FIG. 1 is a perspective view of handlebars in accordance  
with the present invention showing the new design.

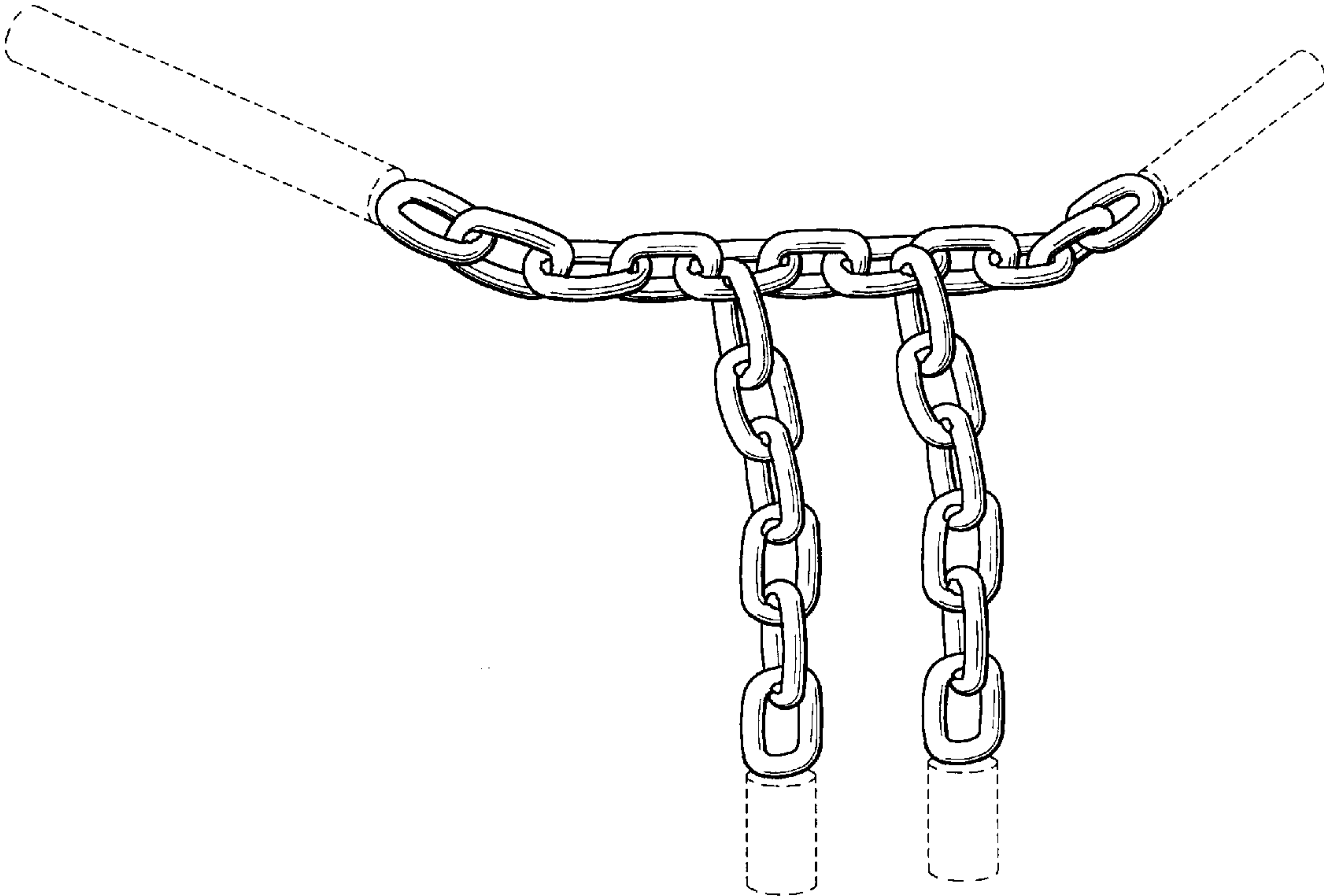
FIG. 2 is a front view of the handlebars of FIG. 1, the back  
view being a mirror image thereof.

FIG. 3 is a left side view of the handlebars of FIG. 1, the  
right side view being a mirror image thereof; and,

FIG. 4 is a top view of the handlebars of FIG. 1.

The portions of the drawings shown in broken lines in FIGS.  
1 to 4 indicate surrounding structure comprising handle  
grips and fork adapters, which do not form a part of the  
design.

**1 Claim, 2 Drawing Sheets**



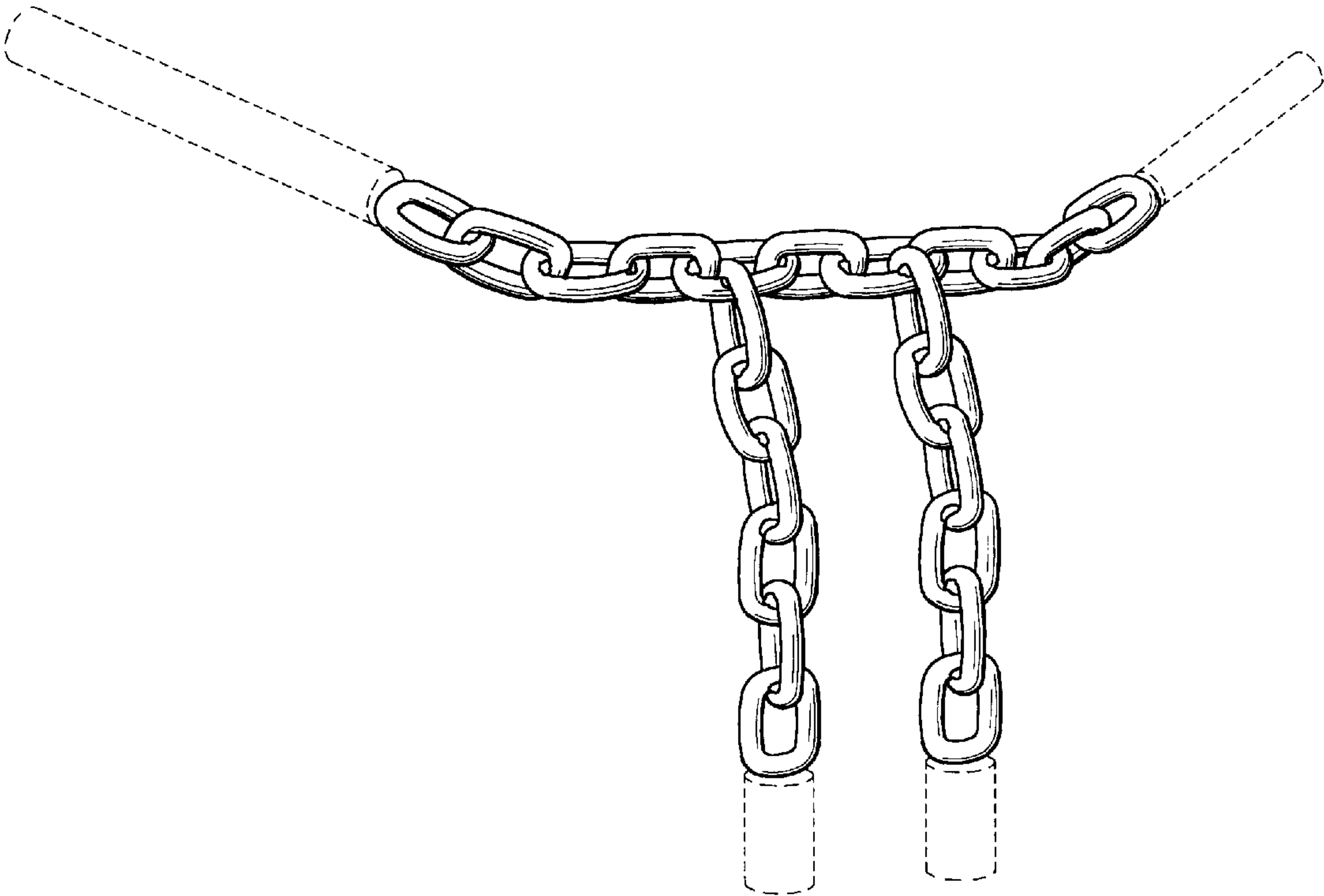


FIG. 1

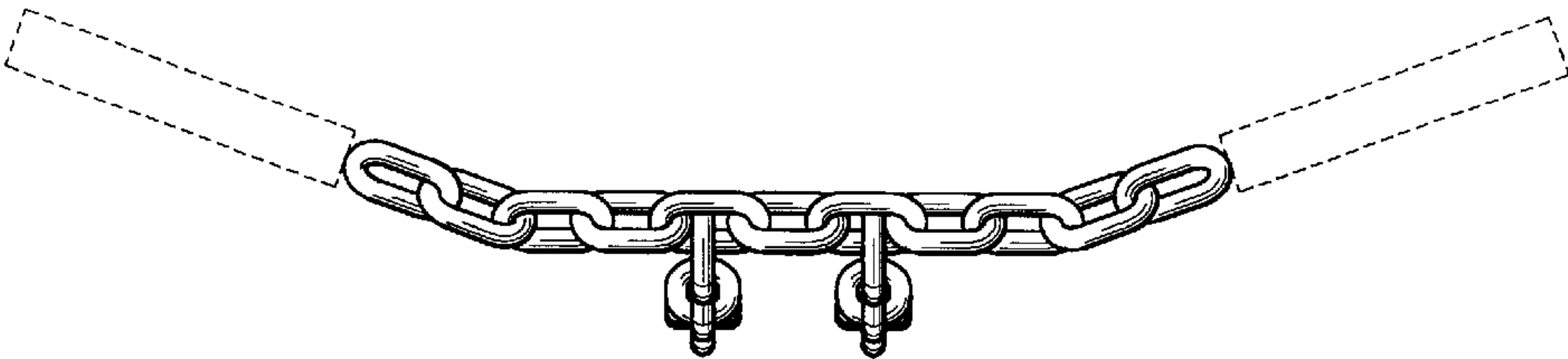


FIG. 4

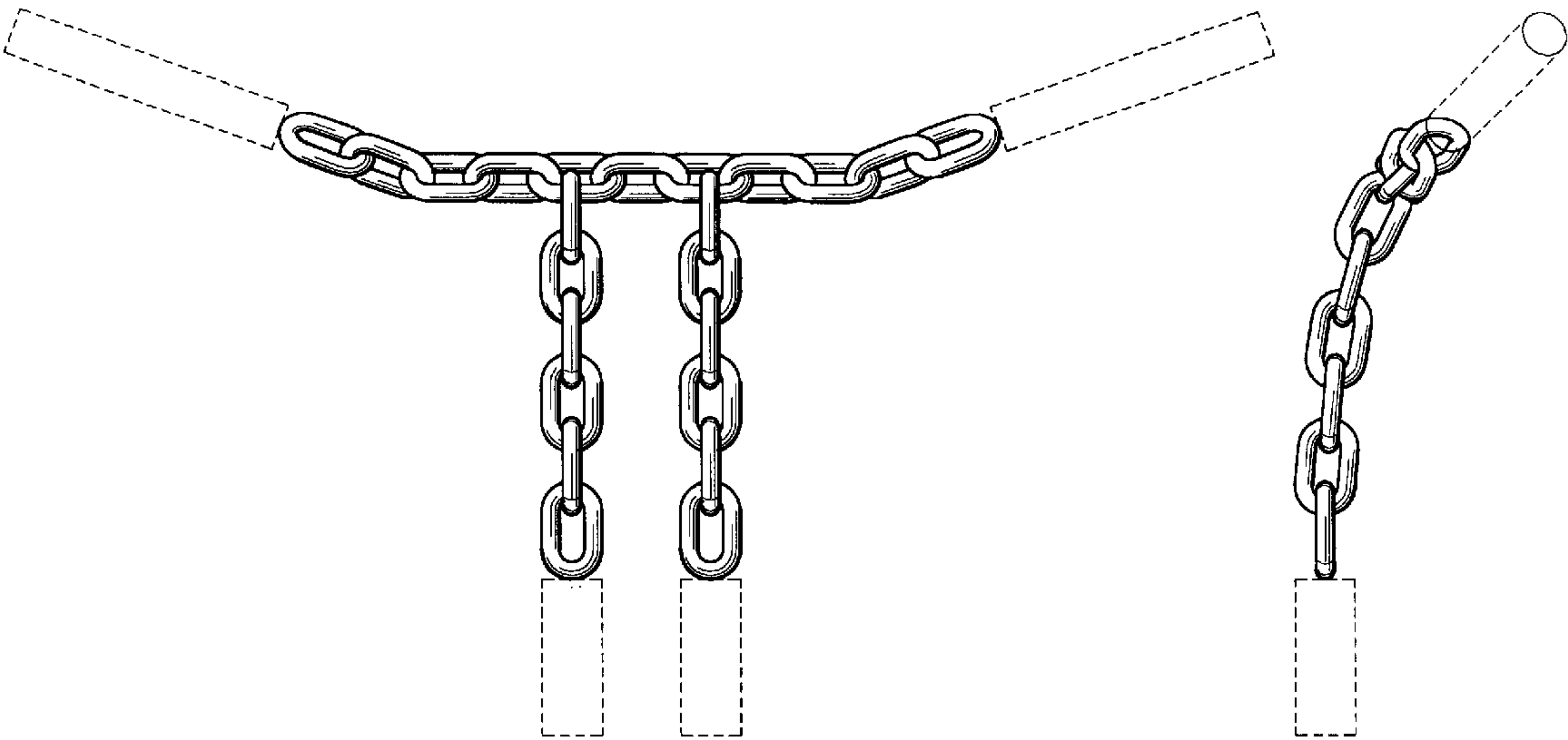


FIG. 2

FIG. 3