



US00D483287S

(12) **United States Design Patent**  
**McAnally**

(10) **Patent No.:** **US D483,287 S**

(45) **Date of Patent:** **\*\* Dec. 9, 2003**

(54) **BRACELET**

(75) **Inventor:** **Nancy Delight McAnally**, Beaverton,  
OR (US)

(73) **Assignee:** **NanDei McAnally Enterprises, Inc.**,  
Beaverton, OR (US)

(\*\*) **Term:** **14 Years**

(21) **Appl. No.:** **29/164,974**

(22) **Filed:** **Aug. 1, 2002**

(51) **LOC (7) Cl.** ..... **11-01**

(52) **U.S. Cl.** ..... **D11/4**

(58) **Field of Search** ..... D11/1-18, 93,  
D11/94; 59/78, 80-83; 63/1-4; D10/32

(56) **References Cited**

**U.S. PATENT DOCUMENTS**

247,300	A	*	9/1881	Byron	.....	63/11
2,413,541	A	*	12/1946	Brady	.....	63/3
D191,879	S	*	12/1961	Speckert	.....	D11/4
D359,926	S	*	7/1995	Plummer	.....	D11/4

D463,307	S	*	9/2002	Charriol	.....	D11/3
D467,514	S	*	12/2002	Charriol	.....	D11/3
D472,839	S	*	4/2003	Charriol	.....	D11/3

\* cited by examiner

*Primary Examiner*—Ralf Seifert

(74) *Attorney, Agent, or Firm*—Blakely Sokoloff Taylor &  
Zafman LLP

(57) **CLAIM**

The ornamental design for a bracelet, as shown.

**DESCRIPTION**

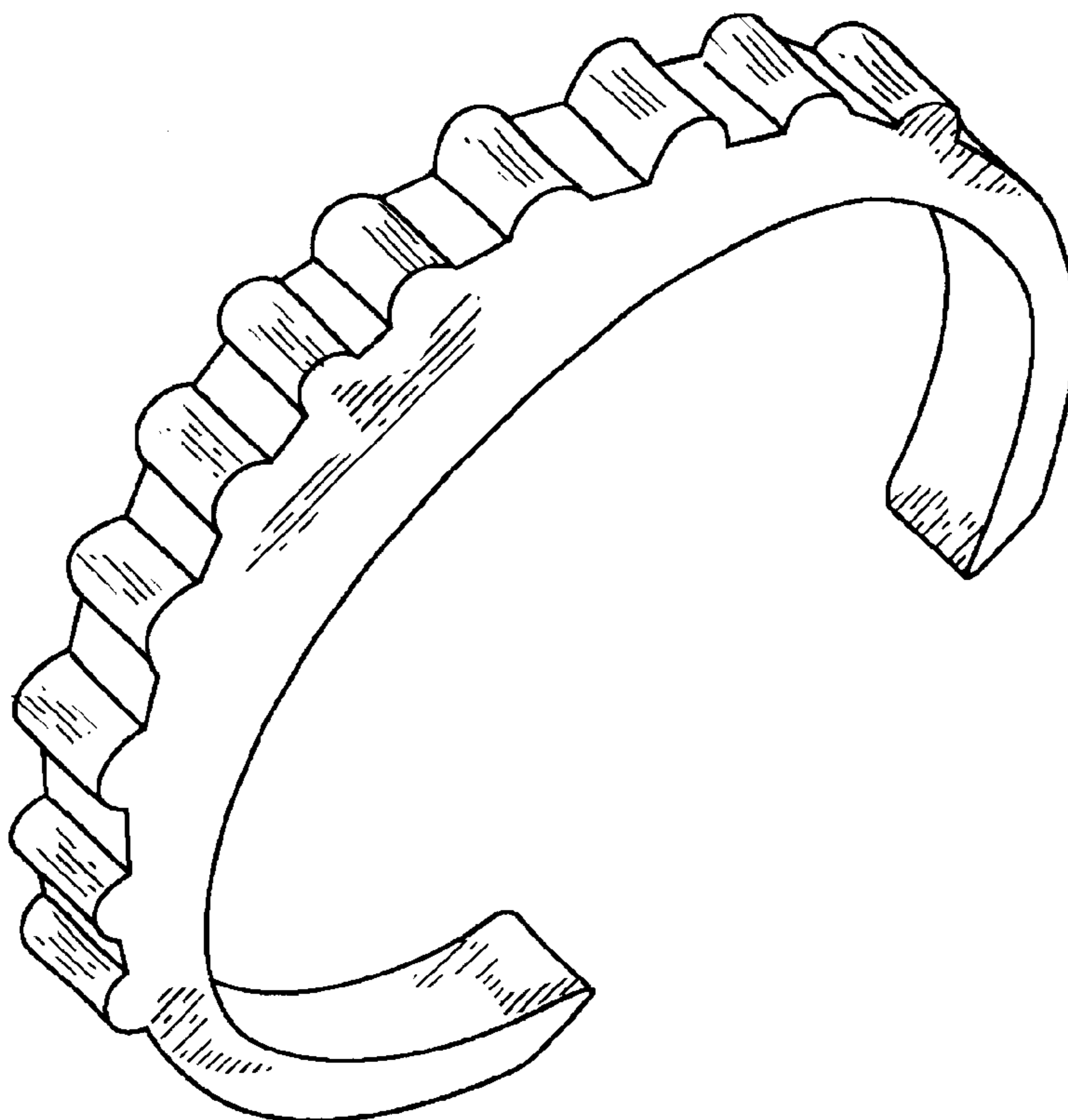
FIG. 1 is a front view of one embodiment of the bracelet. The back view of the first embodiment of the bracelet is symmetrical to the front view of the same embodiment, and is therefore not shown.

FIG. 2 is a top view of one embodiment of a bracelet.

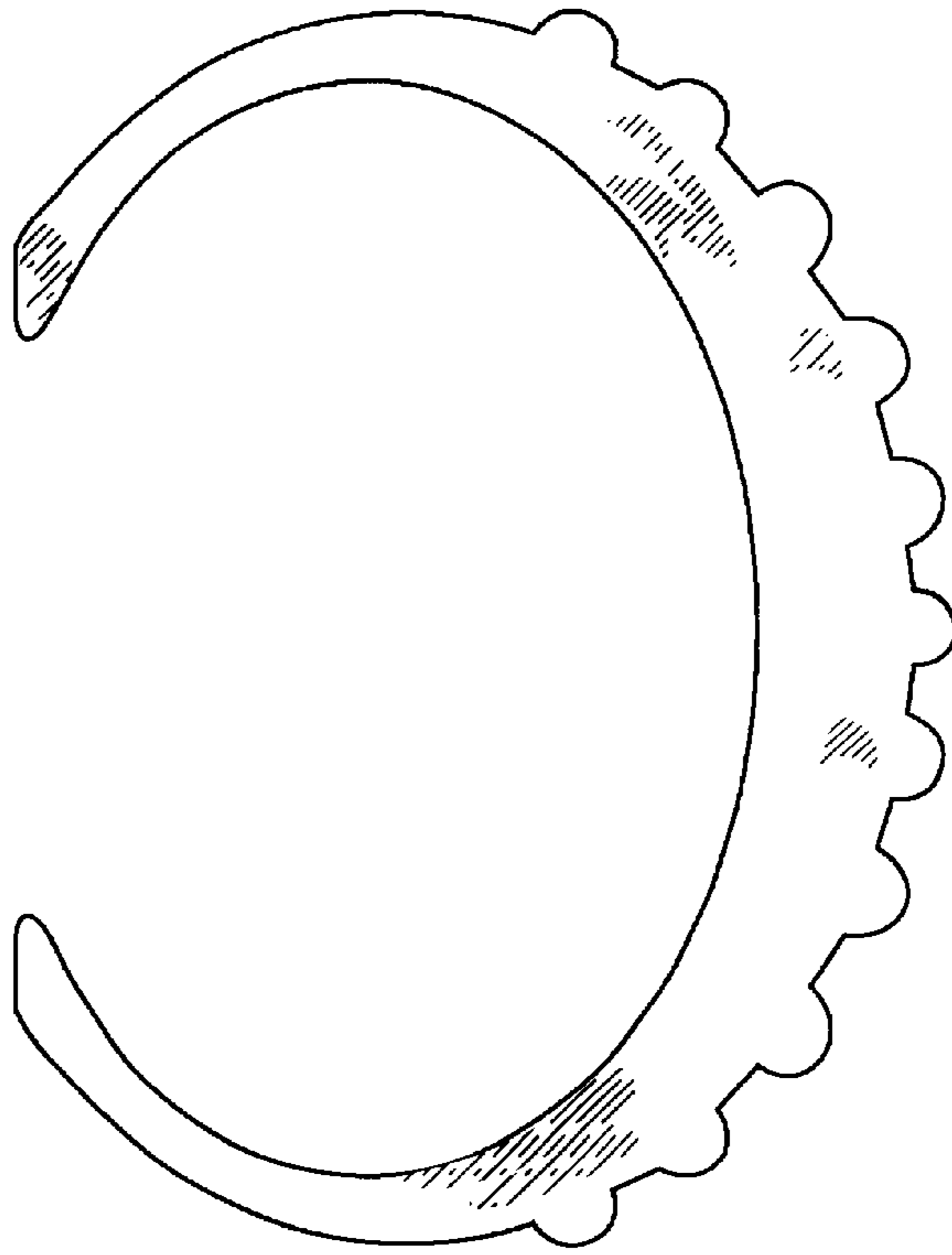
FIG. 3 is a first perspective view of one embodiment of the bracelet; and,

FIG. 4 is a second perspective view of one embodiment of the bracelet.

**1 Claim, 2 Drawing Sheets**



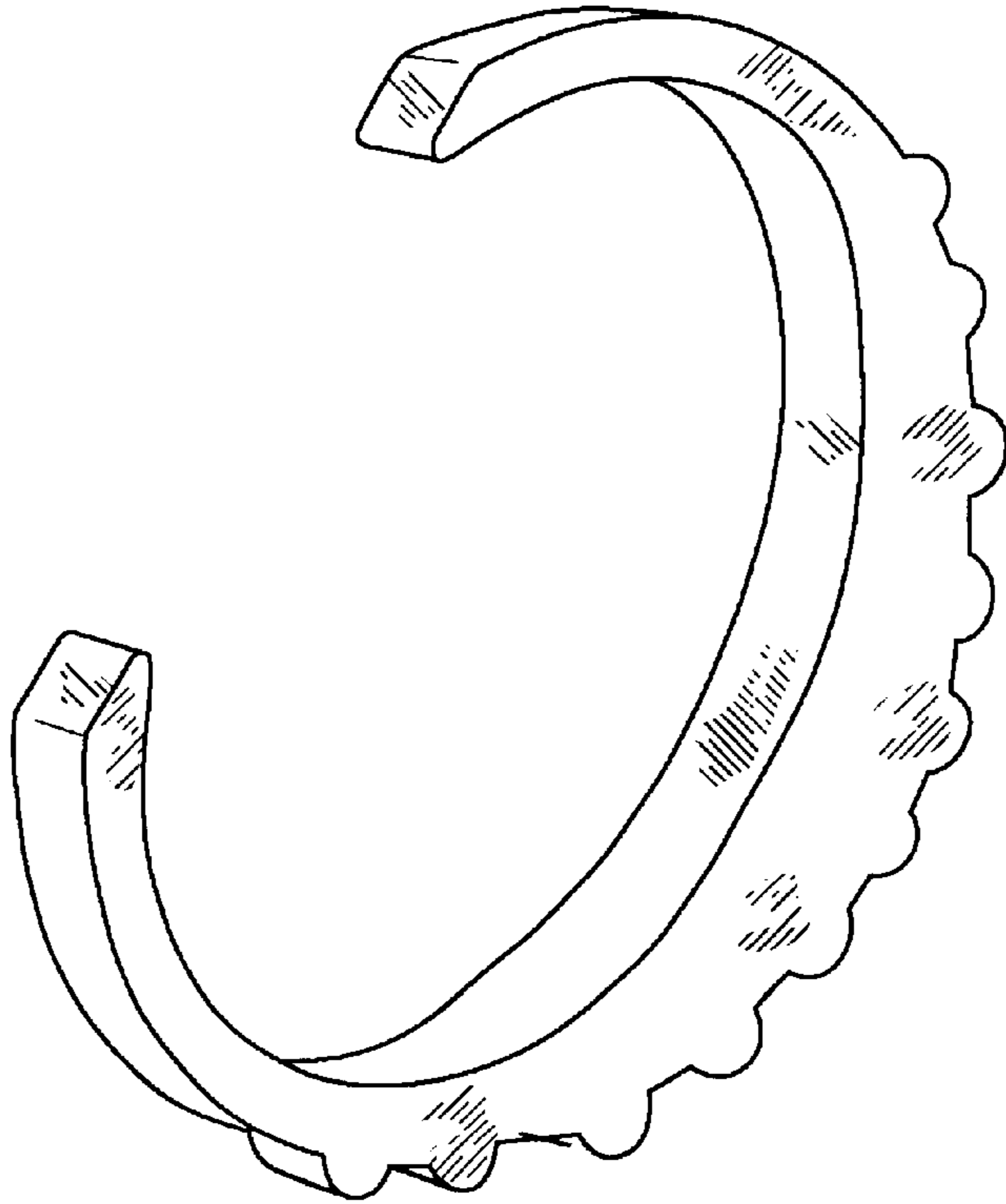
**FIG. 1**



**FIG. 2**



**FIG. 3**



**FIG. 4**

