



US00D483271S

(12) **United States Design Patent**
Kelley

(10) **Patent No.:** **US D483,271 S**

(45) **Date of Patent:** **** Dec. 9, 2003**

(54) **COMBINED REVERSE CURVE BOTTLE AND CAP**

(76) **Inventor:** **Scott Allen Kelley**, Box 420446,
Houston, TX (US) 77242

(**) **Term:** **14 Years**

(21) **Appl. No.:** **29/167,418**

(22) **Filed:** **Sep. 16, 2002**

(51) **LOC (7) Cl.** **09-01**

(52) **U.S. Cl.** **D9/528**

(58) **Field of Search** D9/516, 517, 523,
D9/526, 527, 528, 530, 531, 535, 537,
549, 555, 557, 571, 573, 574, 575; 206/527,
822; 215/14, 40, 272, 316, 400, 396, 398;
220/890, 771

(56) **References Cited**

U.S. PATENT DOCUMENTS

D224,733 S * 9/1972 Vanderhyde D9/531
D224,828 S * 9/1972 Kretz D9/531

D229,888 S * 1/1974 Schweizer D9/531
D258,802 S * 4/1981 Beaver D9/531
D304,682 S * 11/1989 Gianni D9/531
D314,140 S * 1/1991 Kornick et al. D9/528
D358,098 S * 5/1995 Carre et al. D9/529
6,257,462 B1 7/2001 Kelley
D447,696 S * 9/2001 Weber D9/531
D459,993 S * 7/2002 Clarke et al. D9/528
D462,011 S * 8/2002 Walther et al. D9/528

* cited by examiner

Primary Examiner—Philip S. Hyder

Assistant Examiner—Daniel Bui

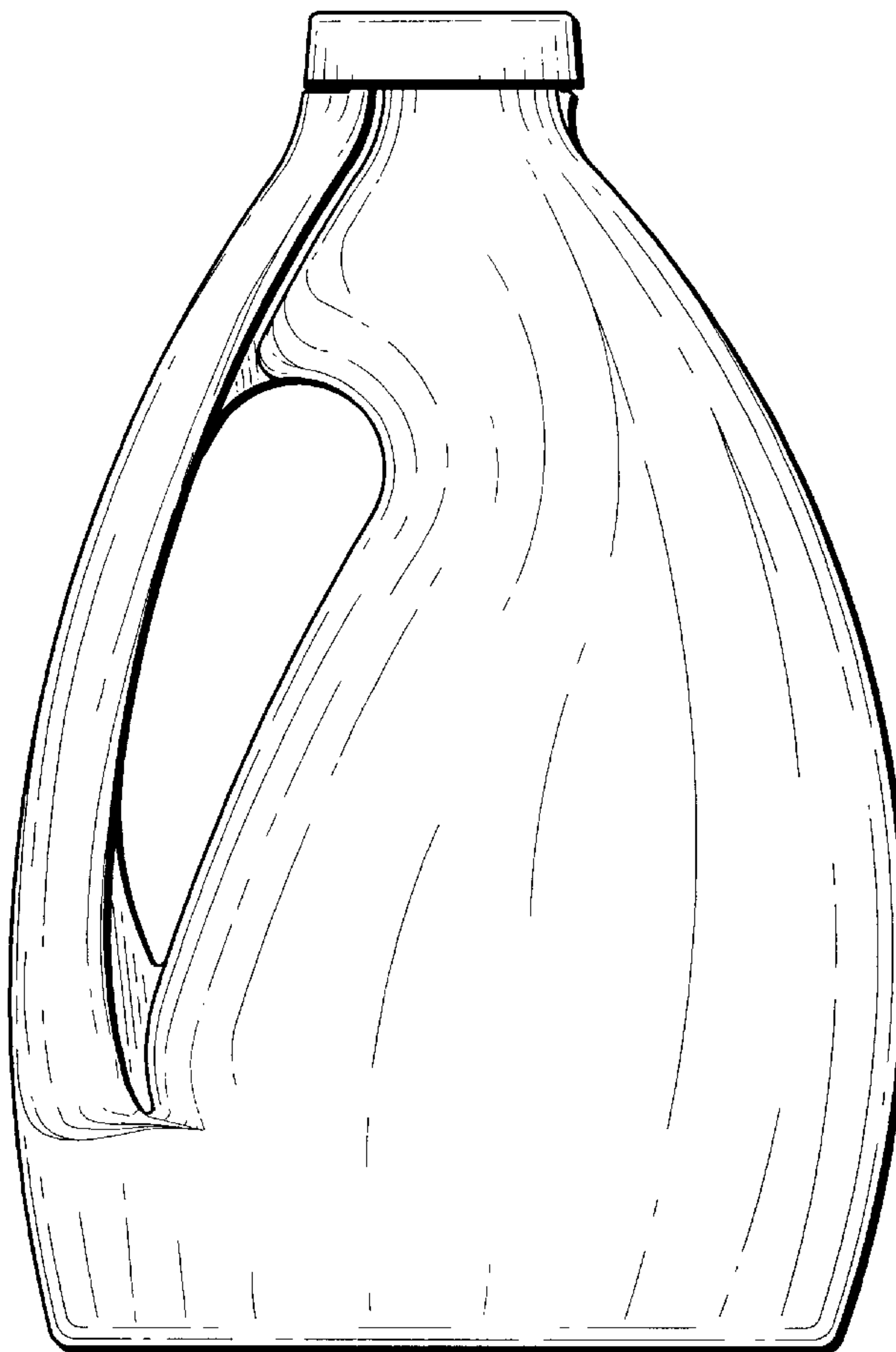
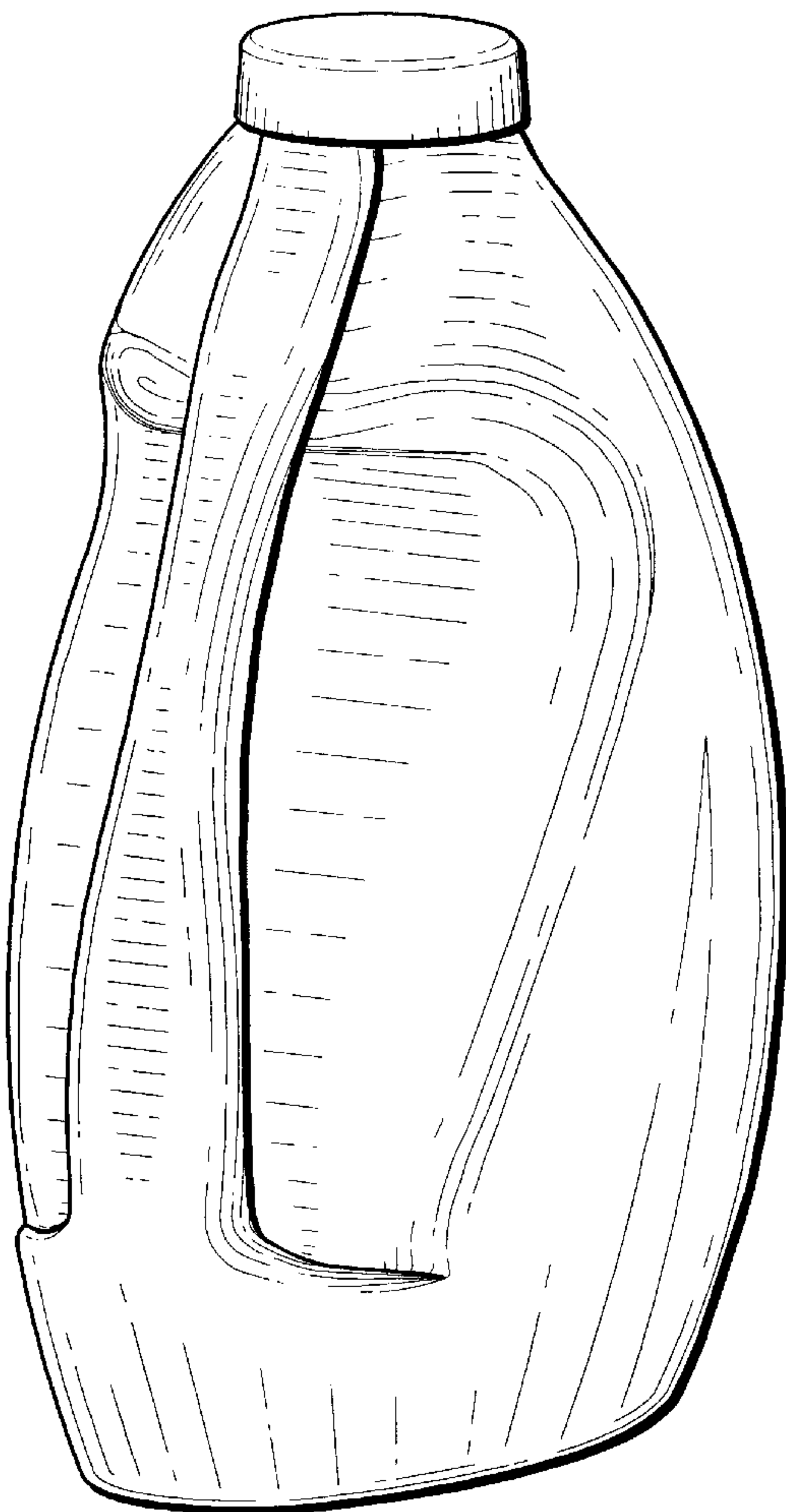
(57) **CLAIM**

The ornamental design for a combined reverse curve bottle and cap, as shown.

DESCRIPTION

FIG. 1 is a perspective view of the handle region showing my new design; and,
FIG. 2 is a side view thereof.

1 Claim, 2 Drawing Sheets



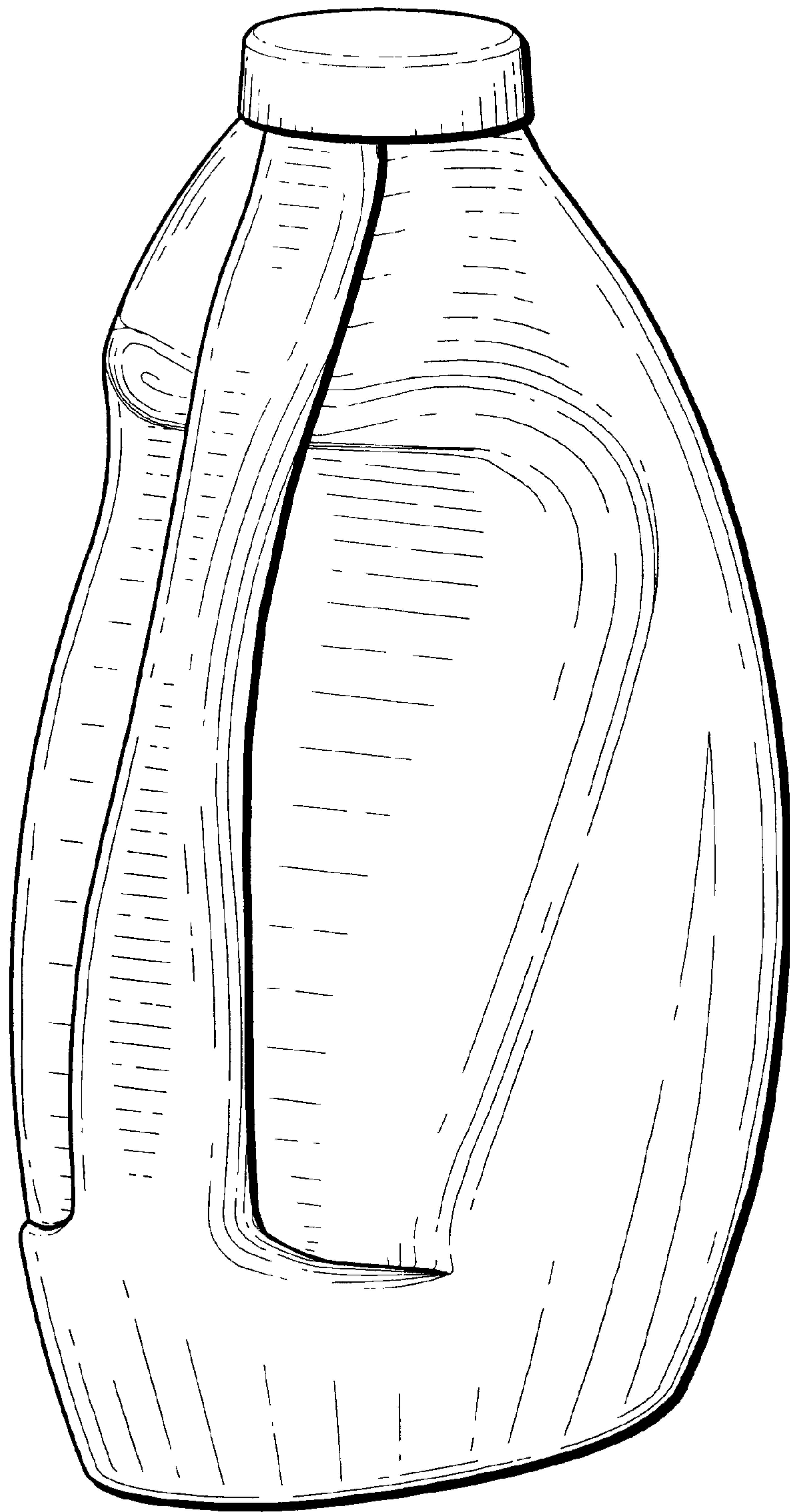


Fig. 1

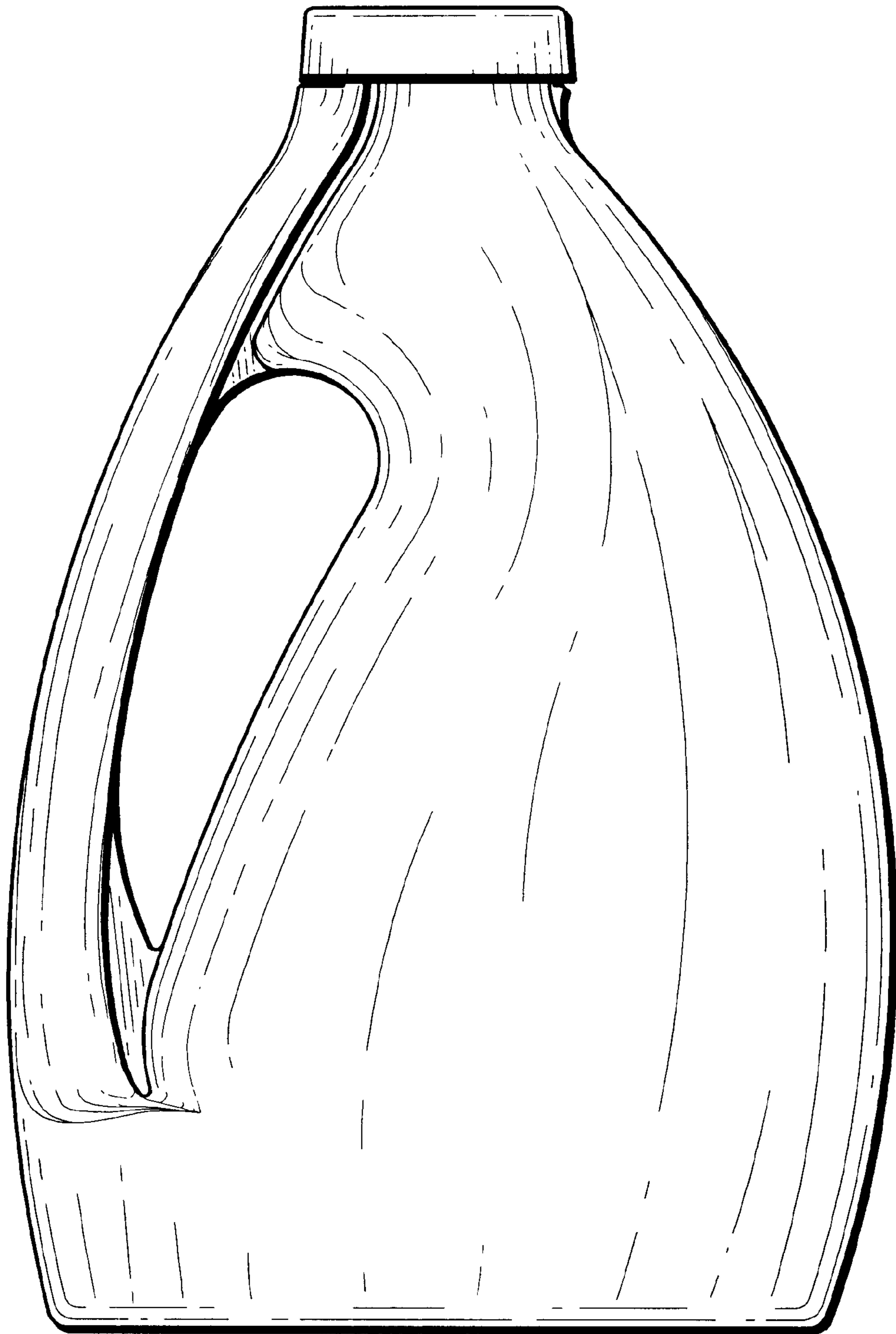


Fig. 2