



US00D483268S

(12) **United States Design Patent** (10) **Patent No.:** **US D483,268 S**  
**Willows et al.** (45) **Date of Patent:** **\*\* Dec. 9, 2003**

(54) **BOTTLE**

(76) **Inventors:** **Keith Willows**, 1823 12<sup>th</sup> Ave. W.,  
 Seattle, WA (US) 98119; **June Angus**,  
 1823 12<sup>th</sup> Ave. W., Seattle, WA (US)  
 98119; **Antonio Del Rosario**, 3265  
 112<sup>th</sup> Ave. SE., Bellevue, WA (US)  
 98004

(\*\*) **Term:** **14 Years**

(21) **Appl. No.:** **29/155,097**

(22) **Filed:** **Jan. 31, 2002**

(51) **LOC (7) Cl. .... 09-01**

(52) **U.S. Cl. .... D9/522; D9/543; D9/526**

(58) **Field of Search .... D9/516, 522, 526,**  
**D9/530, 543, 549, 574, 575; 215/382–384,**  
**396, 398, 450, 11.1, 11.3; D24/197**

(56) **References Cited**

**U.S. PATENT DOCUMENTS**

- 3,145,867 A \* 8/1964 Roberts et al. .... 215/11.1
- D219,529 S \* 12/1970 Uhrmann ..... 215/383 X
- D226,688 S \* 4/1973 Thornton ..... D24/197
- D308,330 S \* 6/1990 Teece ..... D9/338
- D308,476 S \* 6/1990 Rosenberg ..... D9/338
- D316,754 S \* 5/1991 Lau ..... D24/197
- D332,914 S \* 2/1993 Stephens ..... D9/338

- D370,635 S \* 6/1996 Dutton ..... D9/540
- D376,048 S \* 12/1996 Gerhart et al. .... D9/526 X
- D376,430 S \* 12/1996 Humphrey et al. .... D24/197
- D420,448 S \* 2/2000 Brown et al. .... D24/197
- 6,305,562 B1 \* 10/2001 Chan et al. .... 215/11.1
- D459,755 S \* 7/2002 Calabro et al. .... D9/526 X

\* cited by examiner

*Primary Examiner*—Philip S. Hyder  
*Assistant Examiner*—Carol Rademaker

(57) **CLAIM**

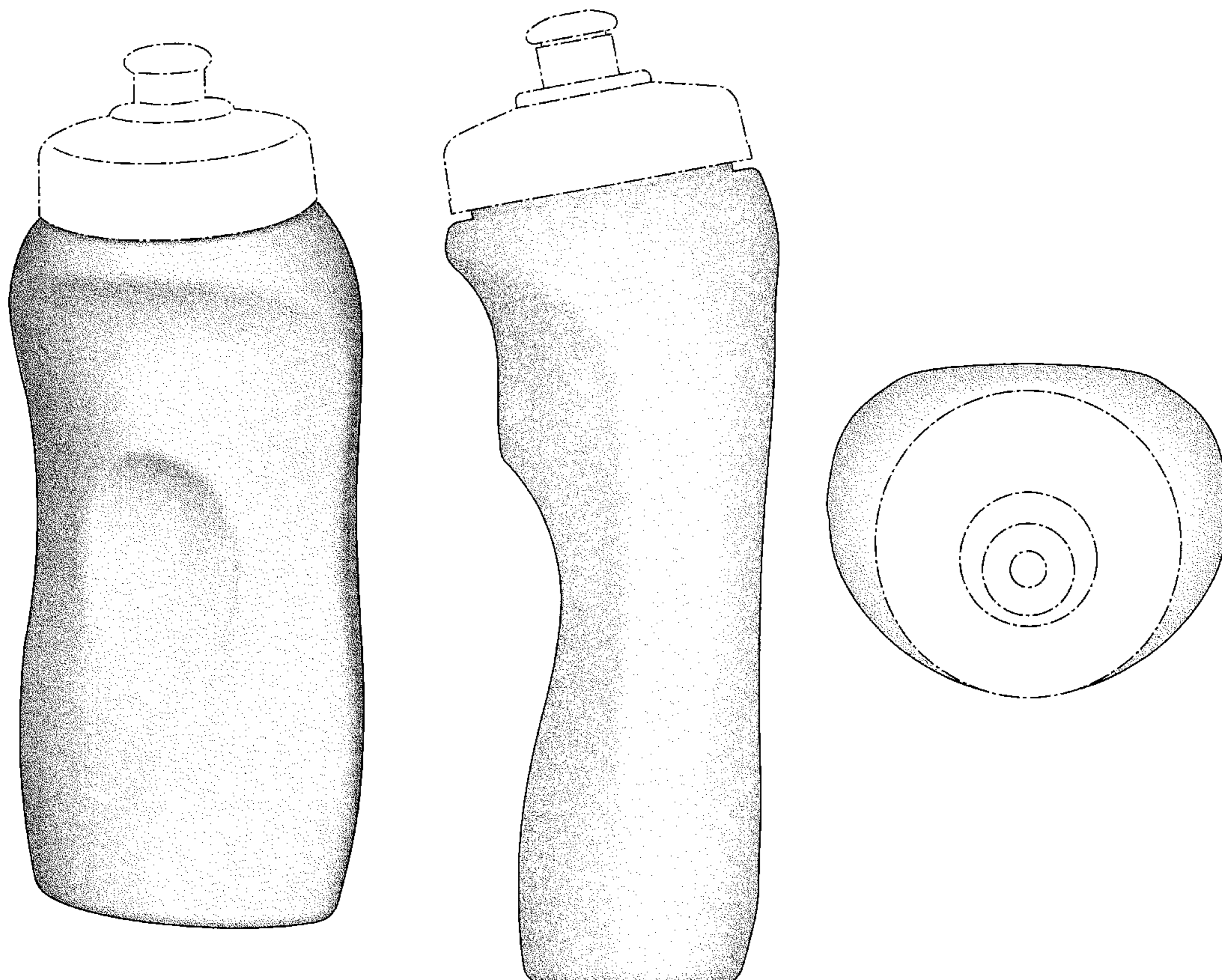
The ornamental design for a “bottle”, as shown and described.

**DESCRIPTION**

FIG. 1 is a front perspective view of a bottle showing our new design;  
 FIG. 2 is a rear perspective view thereof;  
 FIG. 3 is a front elevational view thereof;  
 FIG. 4 is a rear elevational view thereof;  
 FIG. 5 is a right side elevational view thereof; the left side elevational view thereof being a mirror image;  
 FIG. 6 is a bottom view thereof; and,  
 FIG. 7 is a top view thereof.

The broken lines shown in FIGS. 1–7 are for illustrative purposes only and form no part of the claimed design.

**1 Claim, 5 Drawing Sheets**



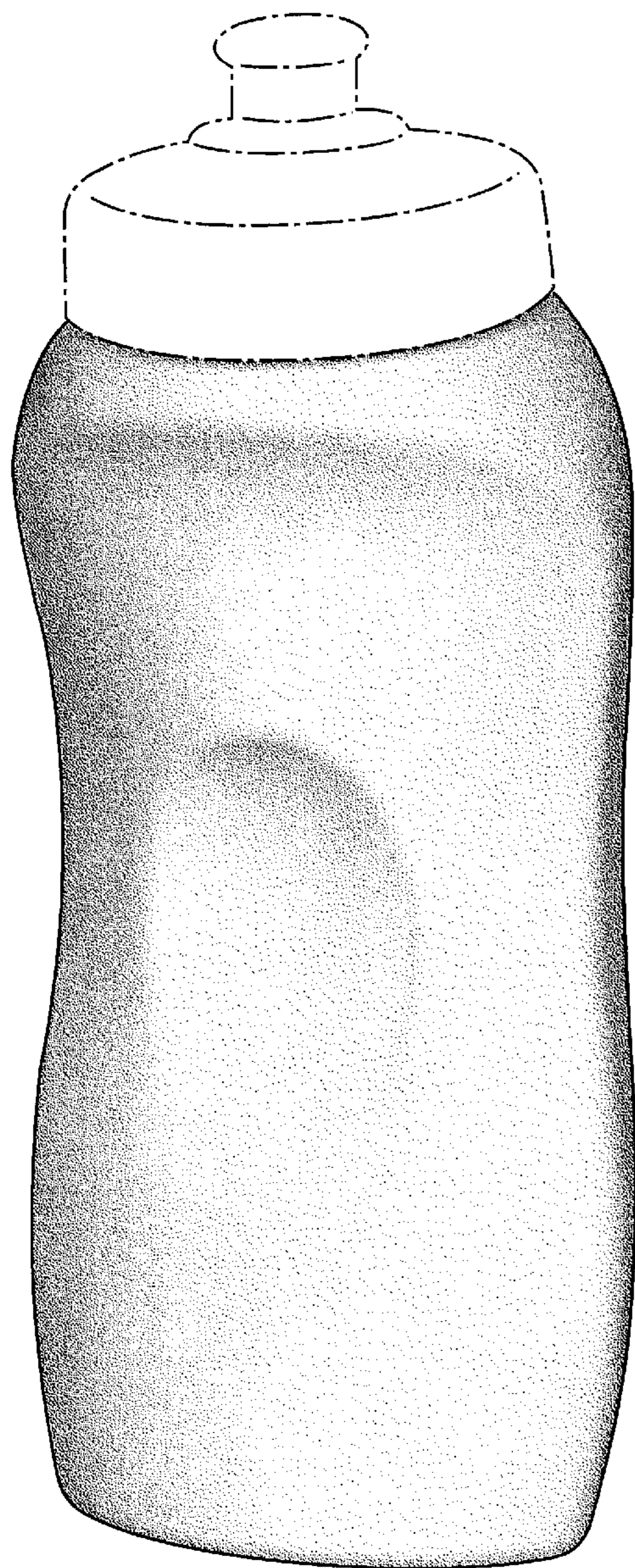


Fig. 1




Fig. 2

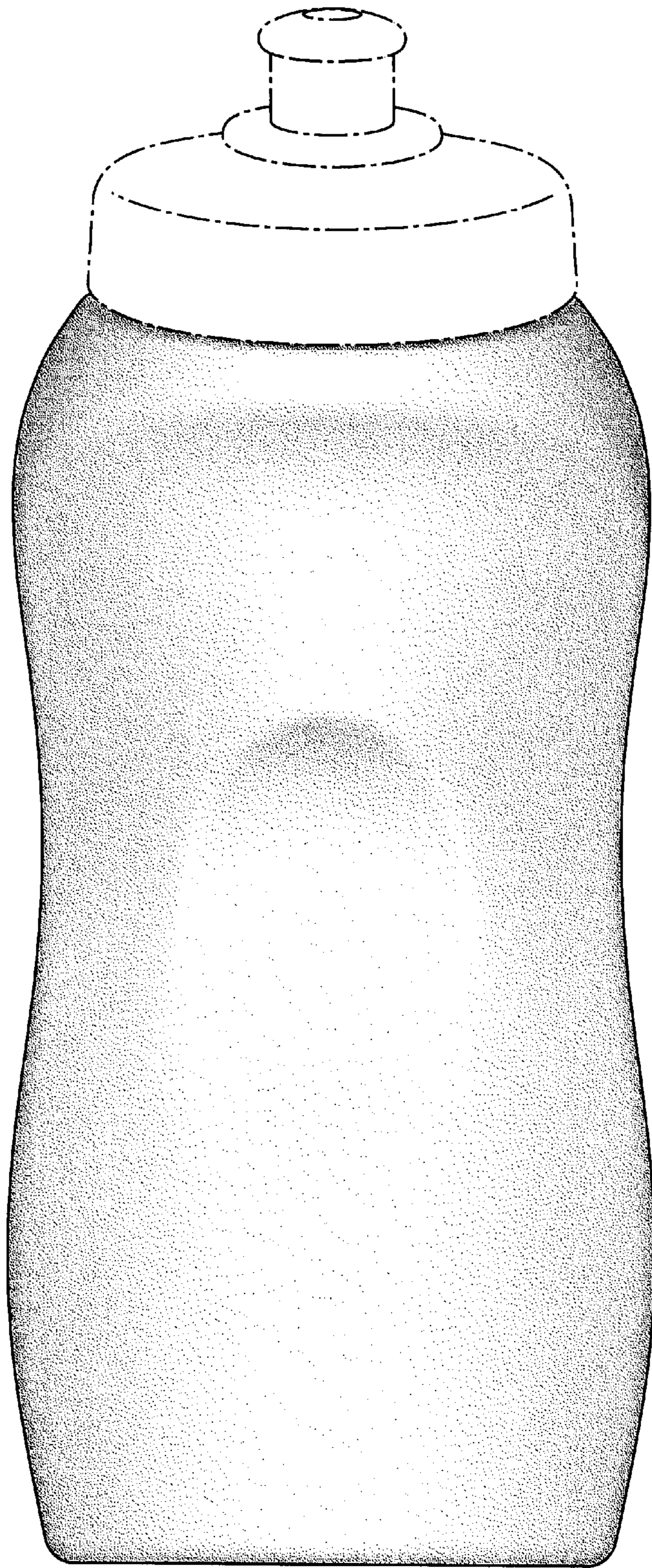


Fig. 3




Fig. 4

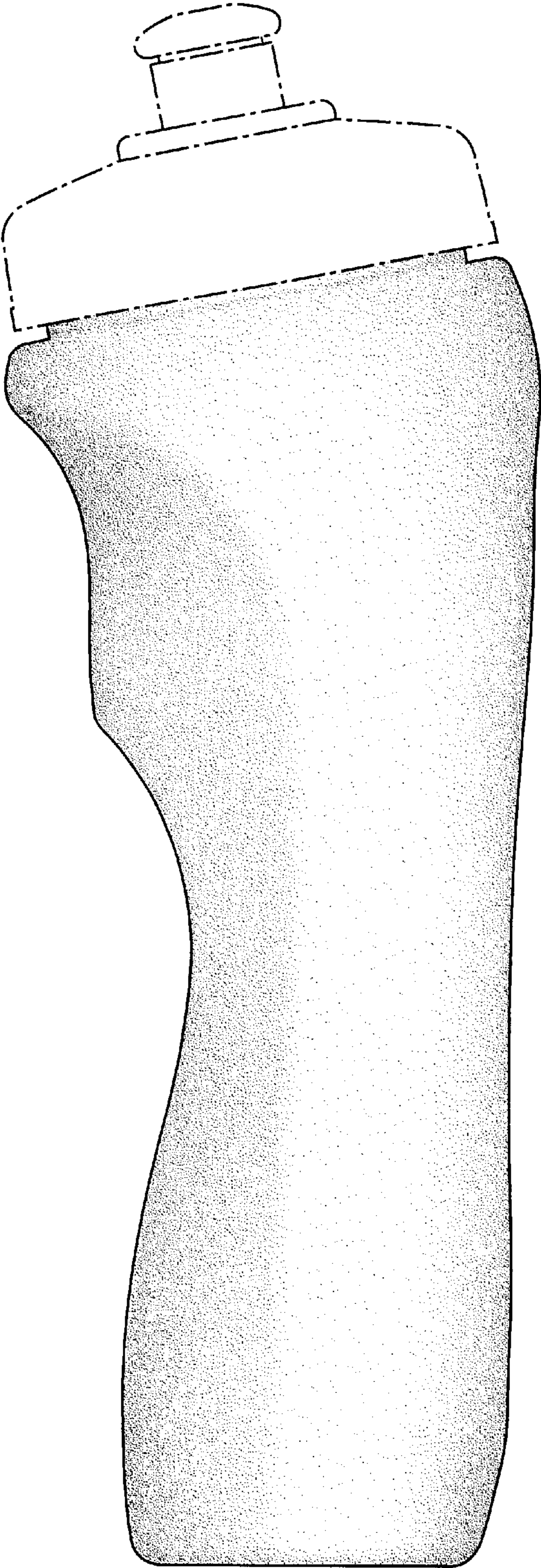


Fig. 5

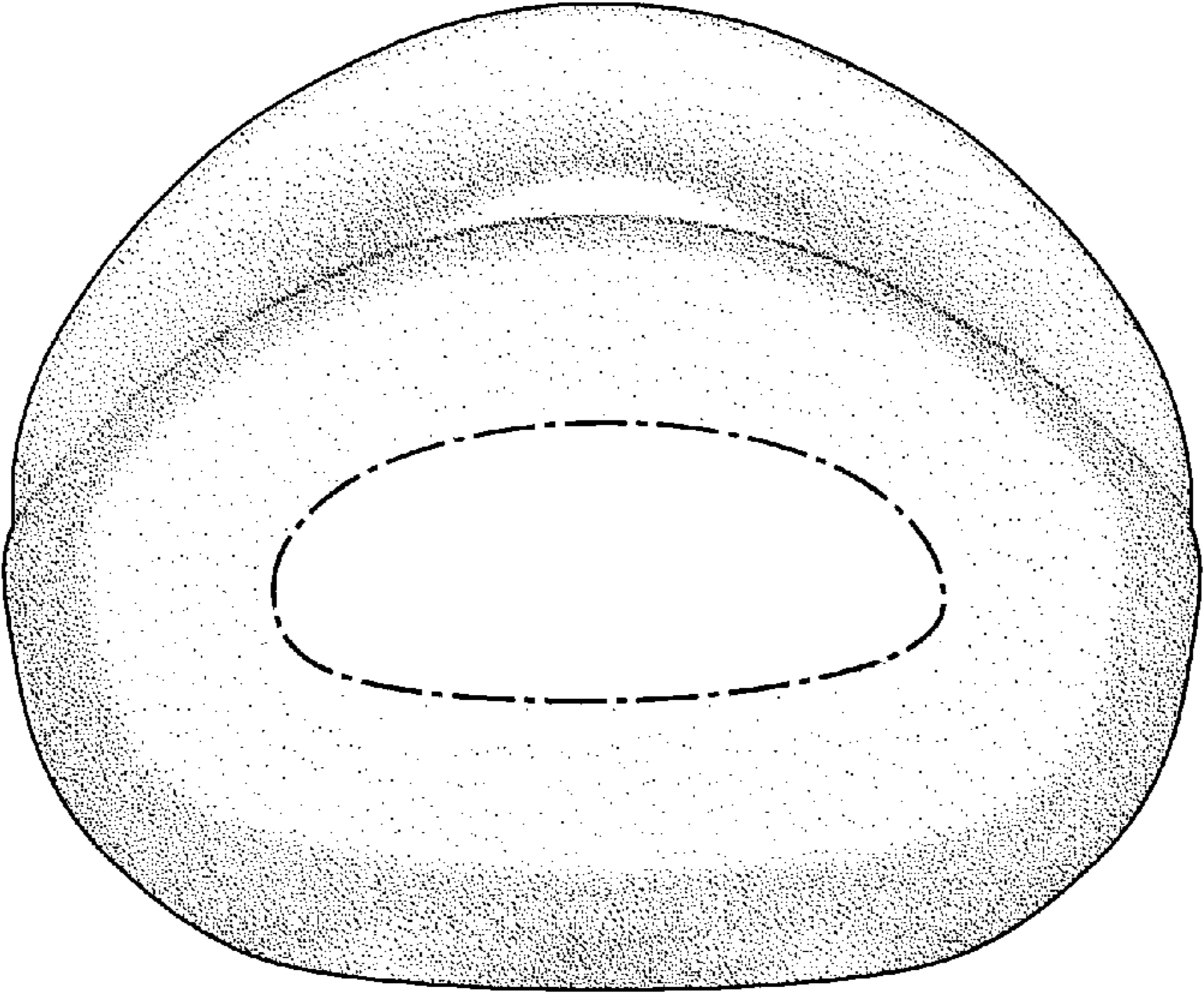


Fig. 6

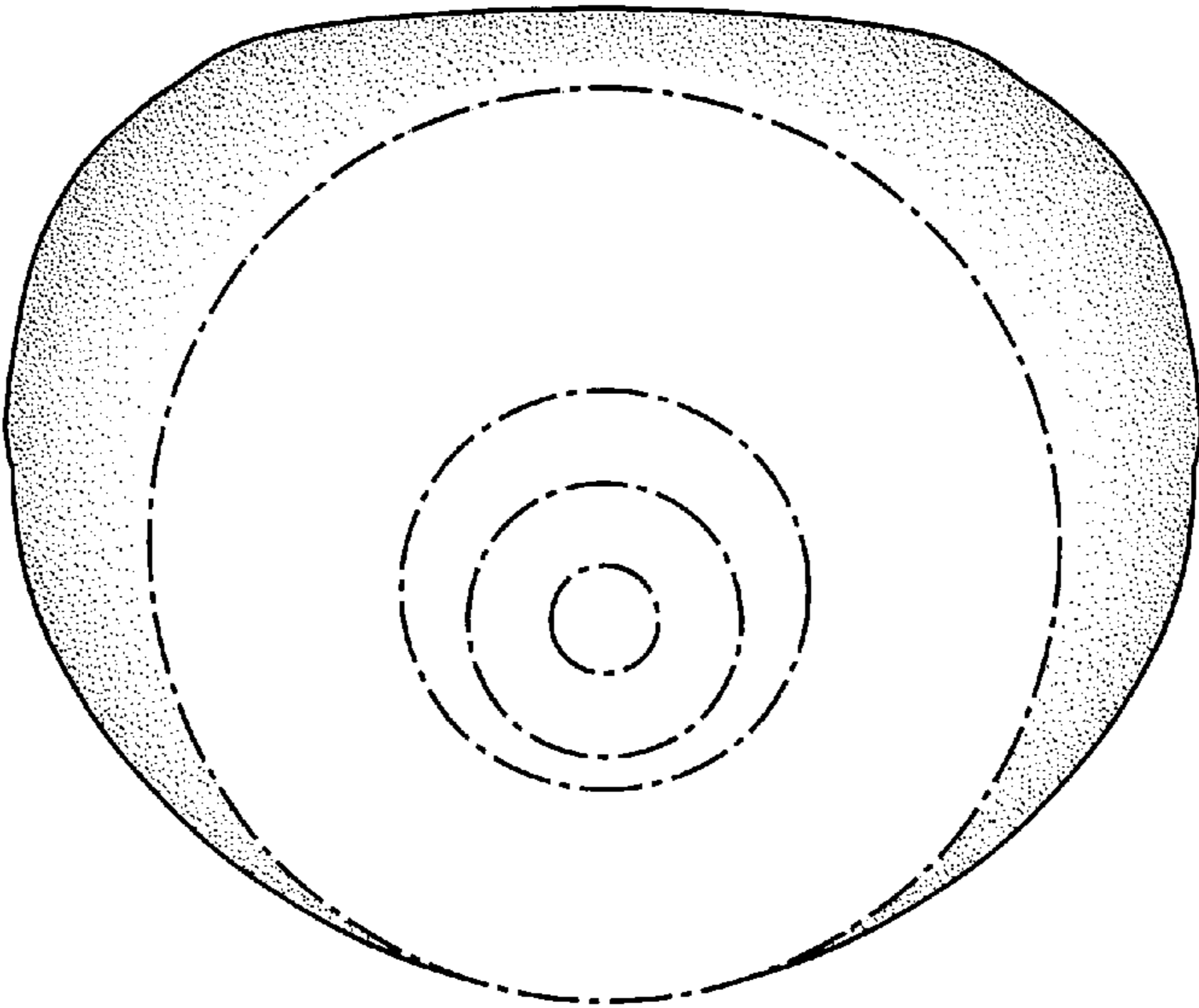


Fig. 7