



US00D483267S

(12) **United States Design Patent** (10) **Patent No.:** **US D483,267 S**  
**Boldrini et al.** (45) **Date of Patent:** **\*\* Dec. 9, 2003**

(54) **CONTAINER**

(75) Inventors: **Fulvio Boldrini**, Ferrara (IT); **Stefano Cavallari**, Bologna (IT)

(73) Assignee: **Azionaria Costruzioni Macchine Automatiche A.C.M.A. S.p.A.**, Bologna (IT)

(\*\*) Term: **14 Years**

(21) Appl. No.: **29/164,733**

(22) Filed: **Jul. 31, 2002**

(30) **Foreign Application Priority Data**

Jul. 4, 2002 (WO) ..... DM/060 605

(51) **LOC (7) Cl.** ..... **09-01**

(52) **U.S. Cl.** ..... **D9/520; D9/558; D9/556; D9/573; D9/549**

(58) **Field of Search** ..... D9/414, 431, 432, D9/516, 544-545, 553, 549, 558, 560, 566, 572, 573, 574, 575, 500, 556, 546, 538, 537, 539; 229/113, 116, 142, 155, 190; 215/382-384, 396, 398, 400

(56) **References Cited**

**U.S. PATENT DOCUMENTS**

D57,893 S \* 5/1921 Eberhart ..... D9/560 X  
D110,512 S \* 7/1938 Arneson ..... D9/520 X  
2,345,646 A \* 4/1944 Williamson ..... 229/113  
2,377,533 A \* 6/1945 Waters ..... 229/116 X

D180,113 S \* 4/1957 Slater ..... D28/85  
2,980,304 A \* 4/1961 Sisco ..... 229/113 X  
D284,840 S \* 7/1986 Woerkom ..... D9/431  
D287,340 S \* 12/1986 Dinand ..... D9/560  
5,046,660 A \* 9/1991 Magnoni ..... 229/4.5  
D331,363 S \* 12/1992 Magnoni ..... D9/432  
D357,179 S \* 4/1995 Nedstedt ..... D9/432 X  
D361,304 S \* 8/1995 Shryock ..... D9/431 X  
D361,938 S \* 9/1995 Sawa et al. .... D9/563  
D364,005 S \* 11/1995 Wacker ..... D9/560 X  
D365,989 S \* 1/1996 Wacker ..... D9/444  
6,016,953 A \* 1/2000 Stacy-Ryan et al. .... 229/113 X  
D467,180 S \* 12/2002 Clochet ..... D9/516 X

\* cited by examiner

*Primary Examiner*—Ted Shooman

*Assistant Examiner*—Carol Rademaker

(74) *Attorney, Agent, or Firm*—Davidson Berquist Klima & Jackson, LLP

(57) **CLAIM**

The ornamental designs for a container, as shown and described.

**DESCRIPTION**

FIG. 1 is a perspective view of a container showing our new design;

FIG. 2 is a front view of a container shown in FIG. 1;

FIG. 3 is a plan view from above of a container shown in FIG. 1; and,

FIG. 4 is a plan view from beneath of a container shown in FIG. 1.

**1 Claim, 1 Drawing Sheet**




FIG.4




FIG.1

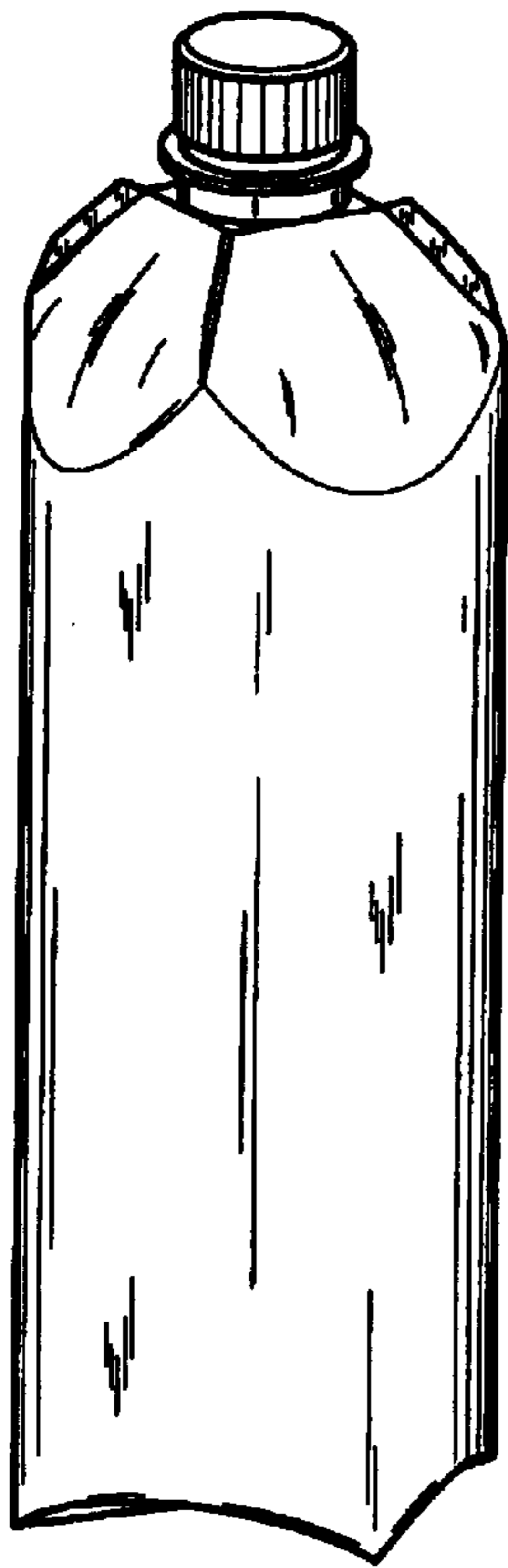


FIG.2

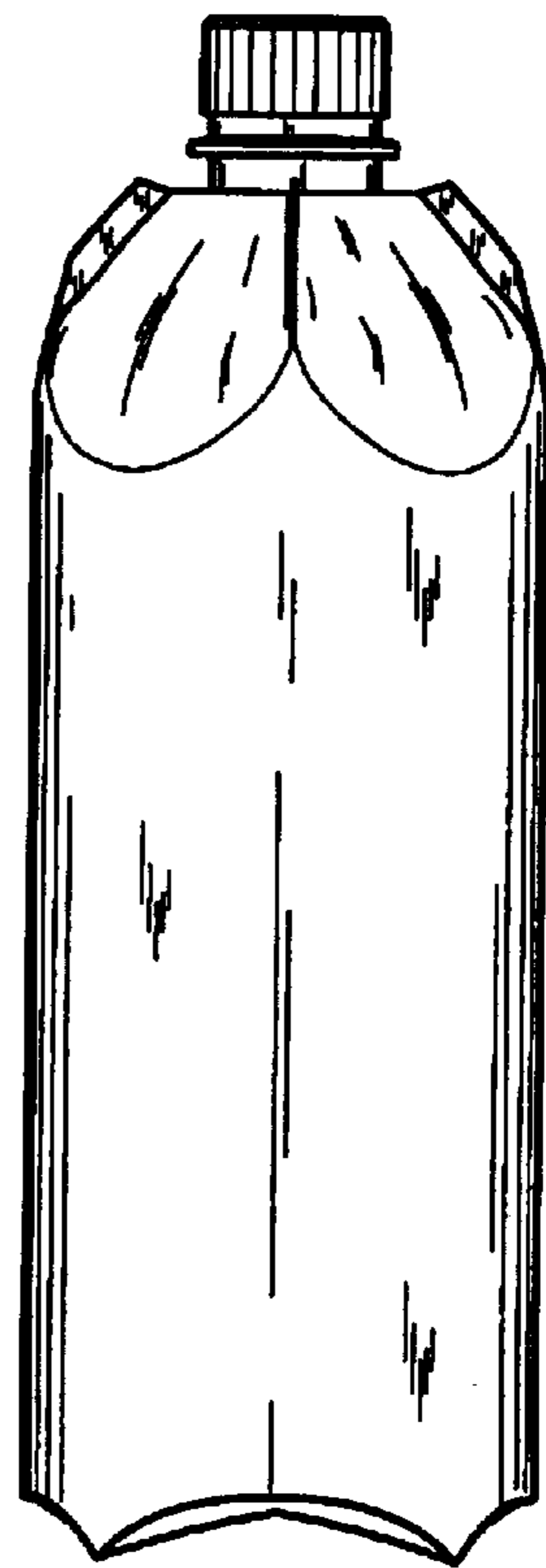


FIG.3

