



US00D483266S

(12) **United States Design Patent**
Lee

(10) **Patent No.:** **US D483,266 S**

(45) **Date of Patent:** **** Dec. 9, 2003**

(54) **COSMETIC VESSEL**

(75) Inventor: **Young-Seon Lee, Anyang-si (KR)**

(73) Assignee: **I&D Moldings Co., Ltd. (KR)**

(**) Term: **14 Years**

(21) Appl. No.: **29/158,305**

(22) Filed: **Apr. 2, 2002**

(30) **Foreign Application Priority Data**

Oct. 4, 2001 (KR) 30-2001-27808

(51) **LOC (7) Cl.** **09-01**

(52) **U.S. Cl.** **D9/520; D9/529; D9/574**

(58) **Field of Search** D9/500, 503, 504,
D9/516, 529, 530, 539, 542, 544, 545,
548, 549, 558, 571-575, 307, 443, 520;
215/382-384, 396, 398, 400, 6; D24/110,
197; 222/212-214, 321.1; 220/775; D28/7,
76-77

(56) **References Cited**

U.S. PATENT DOCUMENTS

D35,472 S * 12/1901 McDonald et al. D9/542
D35,473 S * 12/1901 McDonald et al. D9/542
D110,512 S * 7/1938 Arneson D9/520 X
D216,085 S * 11/1969 Lawton D9/520 X
D216,617 S * 2/1970 Lawton D9/520 X

D237,017 S * 9/1975 Beaufour D24/110
D260,241 S * 8/1981 Carluccio D9/520
5,660,301 A * 8/1997 Kaplowitz 215/398 X
D394,210 S * 5/1998 Fiore D9/529
D414,423 S * 9/1999 Lerolle D9/529
5,997,201 A * 12/1999 Bossert et al. 222/326 X
D430,035 S * 8/2000 Heeter et al. D9/529
D451,813 S * 12/2001 Lewerissa D9/574

* cited by examiner

Primary Examiner—Philip S. Hyder

Assistant Examiner—Carol Rademaker

(74) *Attorney, Agent, or Firm*—Cantor Colburn LLP


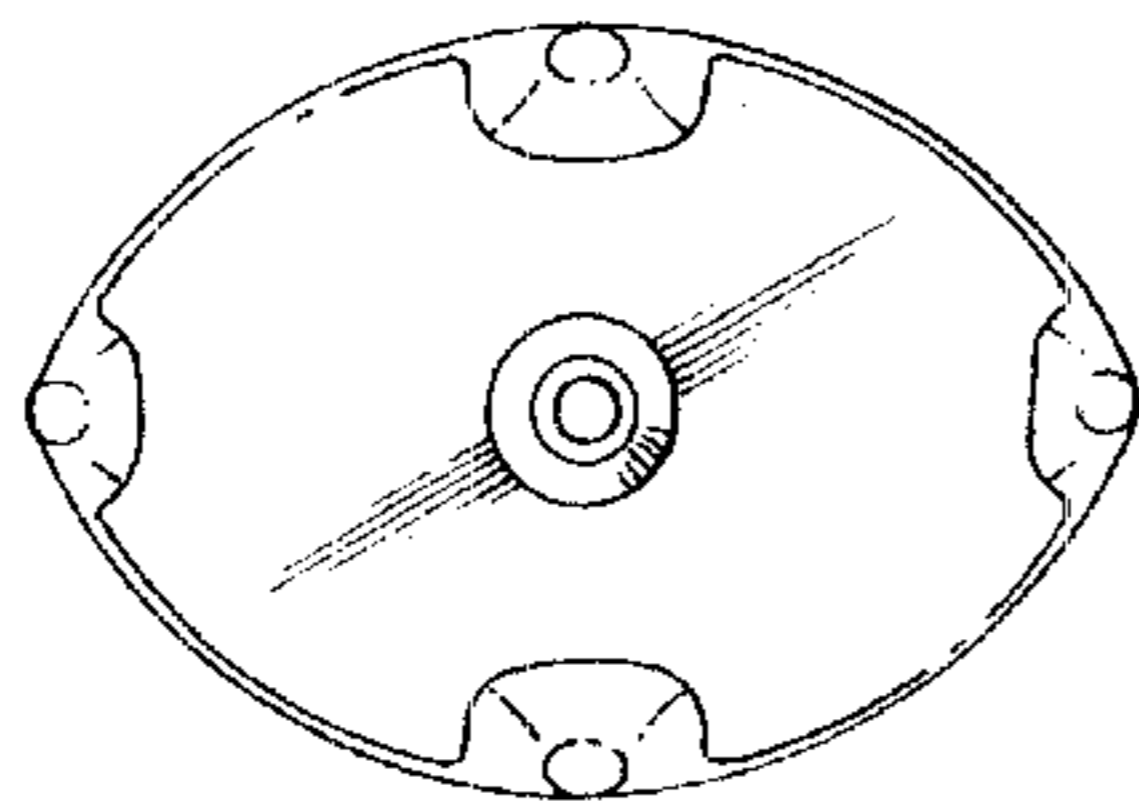
(57) **CLAIM**

The ornamental design for a cosmetic vessel, as shown and described.

DESCRIPTION

FIG. 1 is a front elevational view of a cosmetic vessel, showing my new design;
FIG. 2 is a rear elevational view thereof;
FIG. 3 is a top plan view thereof;
FIG. 4 is a bottom plan view thereof;
FIG. 5 is a side elevational view thereof taken from the left of FIG. 1;
FIG. 6 is a side elevational view thereof taken from the right of FIG. 2; and,
FIG. 7 is a perspective view view thereof.

1 Claim, 6 Drawing Sheets






FIG. 1

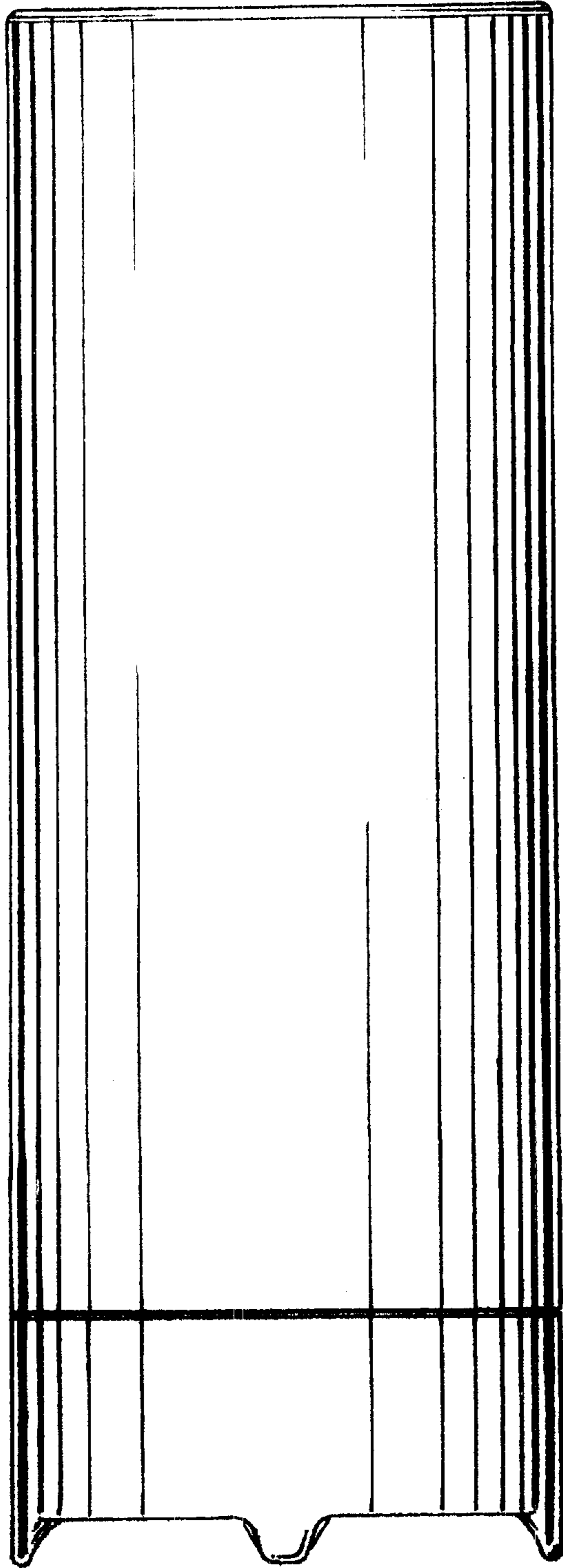


FIG. 2

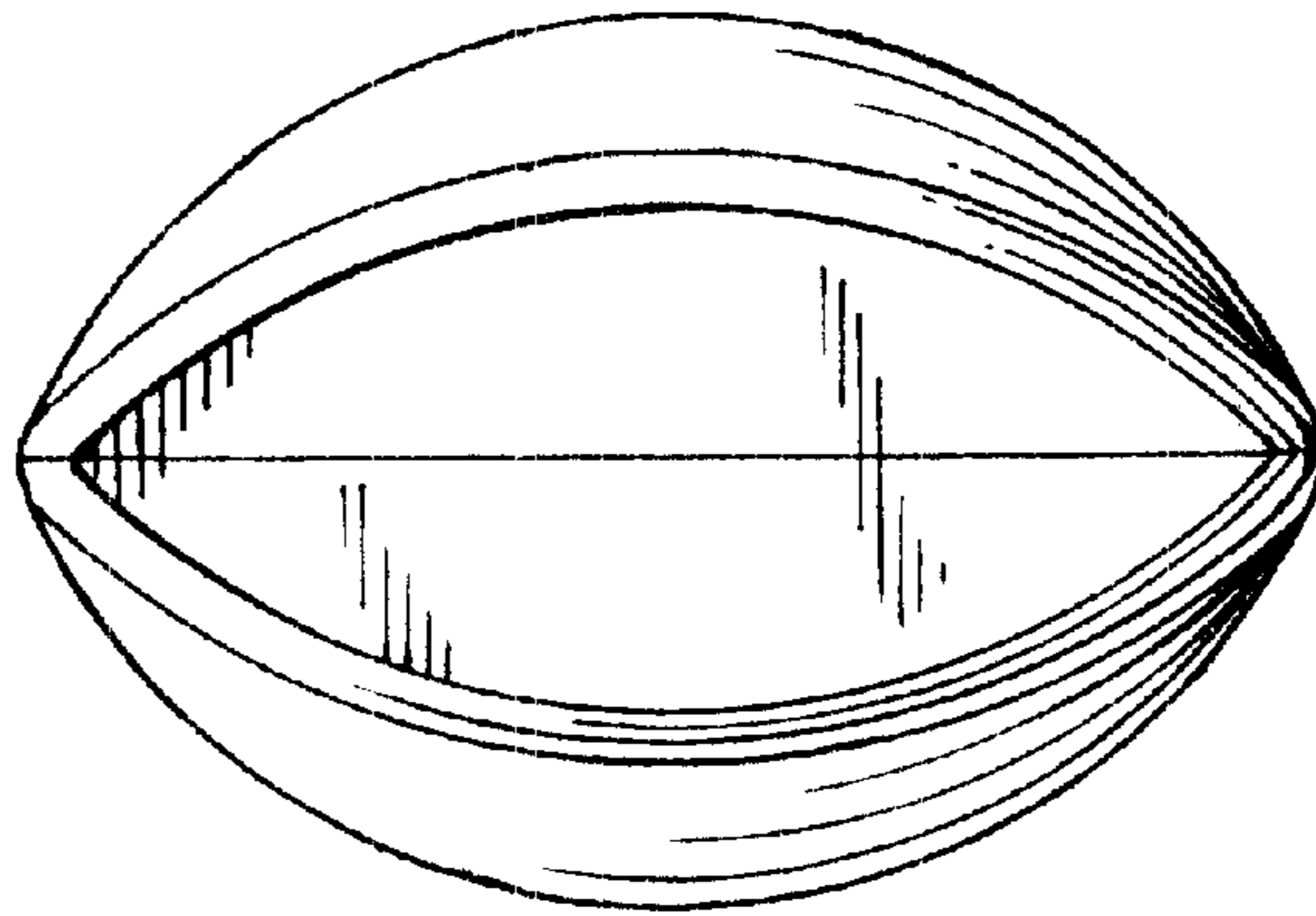


FIG. 3

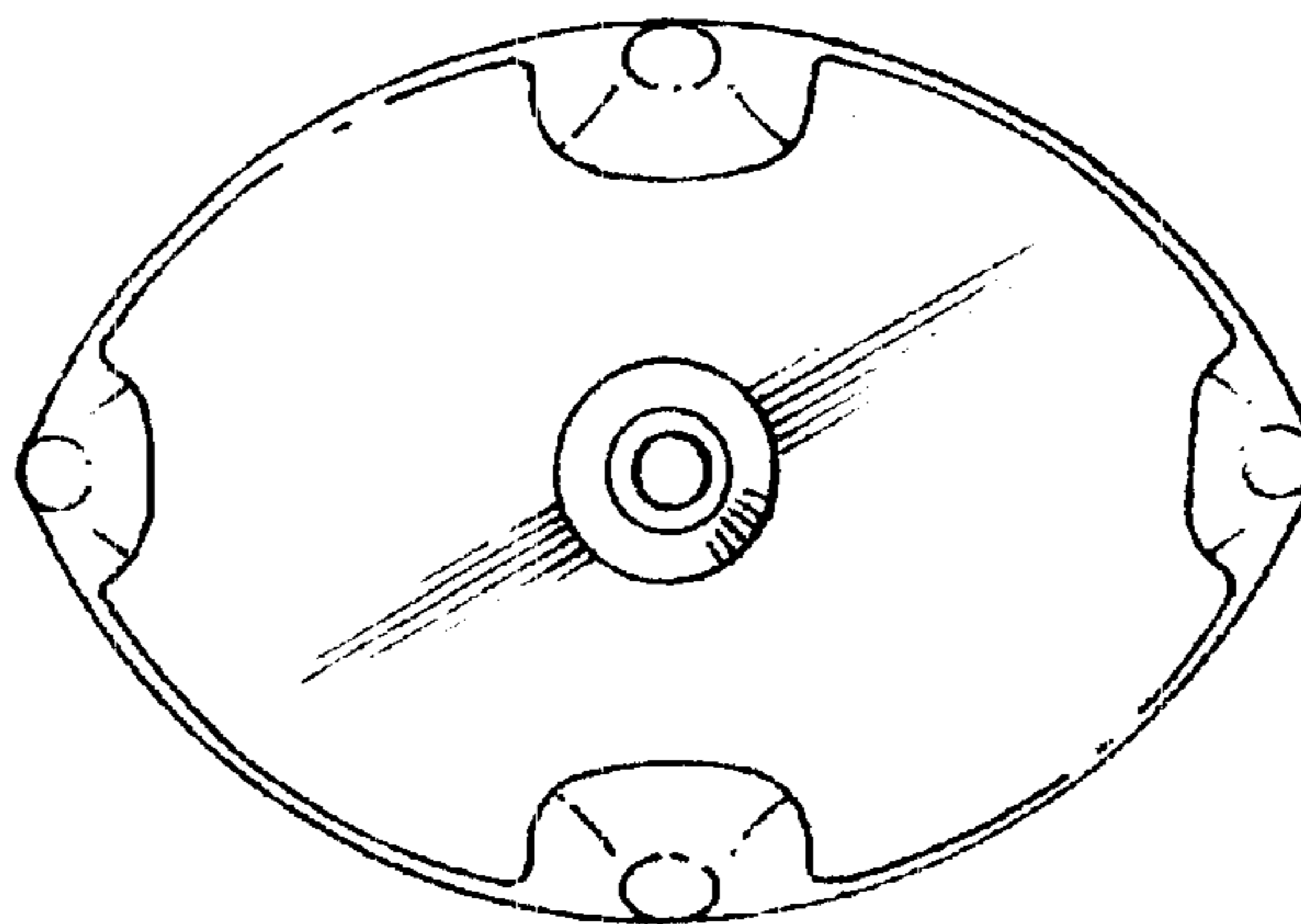


FIG. 4




FIG. 5




FIG. 6




FIG. 7