



US00D483260S

(12) **United States Design Patent**
Calzavara

(10) **Patent No.:** **US D483,260 S**

(45) **Date of Patent:** **** Dec. 9, 2003**

(54) **CONTAINER FOR PACKAGING A SET OF BALLS**

(76) **Inventor:** **William J. Calzavara**, 4137 Bradford La., Johnson City, TN (US) 37601

(**) **Term:** **14 Years**

(21) **Appl. No.:** **29/168,836**

(22) **Filed:** **Oct. 9, 2002**

(51) **LOC (7) Cl.** **09-03**

(52) **U.S. Cl.** **D9/415**

(58) **Field of Search** D9/414, 415, 418, D9/420-426, 341, 346, 347; 206/461-471, 806, 770, 223, 315.9; 224/919

(56) **References Cited**

U.S. PATENT DOCUMENTS

3,220,520	A	*	11/1965	Glantz et al.	206/315.9
4,072,256	A	*	2/1978	Young	206/315.9
4,781,289	A	*	11/1988	Perkins	206/461
D305,733	S	*	1/1990	Ferris	D9/415
D315,871	S	*	4/1991	Whitebread	D9/415
5,044,495	A	*	9/1991	Wyslostsky	206/461

D344,019 S * 2/1994 Pratt D9/415

D350,693 S * 9/1994 Pratt D9/415

D363,021 S * 10/1995 Lombard D9/341

5,480,026 A * 1/1996 Darling et al. 206/315.9

D469,348 S * 1/2003 Demus et al. D9/415

* cited by examiner

Primary Examiner—Prabhakar Deshmukh

(74) *Attorney, Agent, or Firm*—Susan F. Johnston

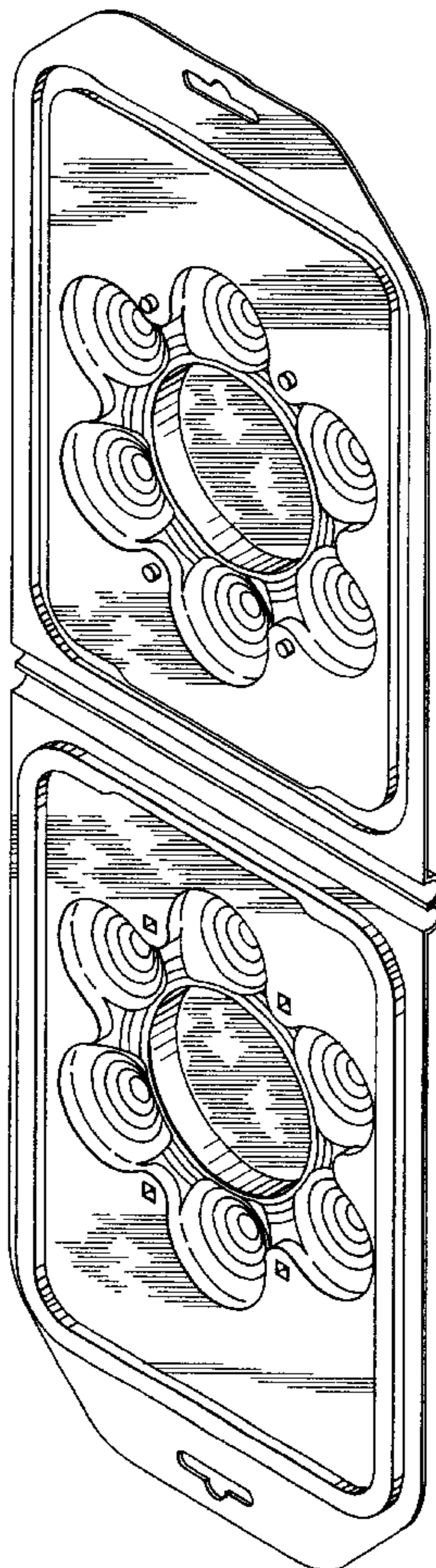
(57) **CLAIM**

The ornamental design for a container for packaging a set of balls, as shown and described.

DESCRIPTION

FIG. 1 is a perspective view of a container for packaging a set of balls showing my new design; FIG. 2 is a front elevational view thereof; FIG. 3 is a right side elevational view thereof; FIG. 4 is a left side elevational view thereof; FIG. 5 is a top plan view thereof; FIG. 6 is a bottom plan view thereof; and, FIG. 7 is a rear elevational view thereof.

1 Claim, 5 Drawing Sheets



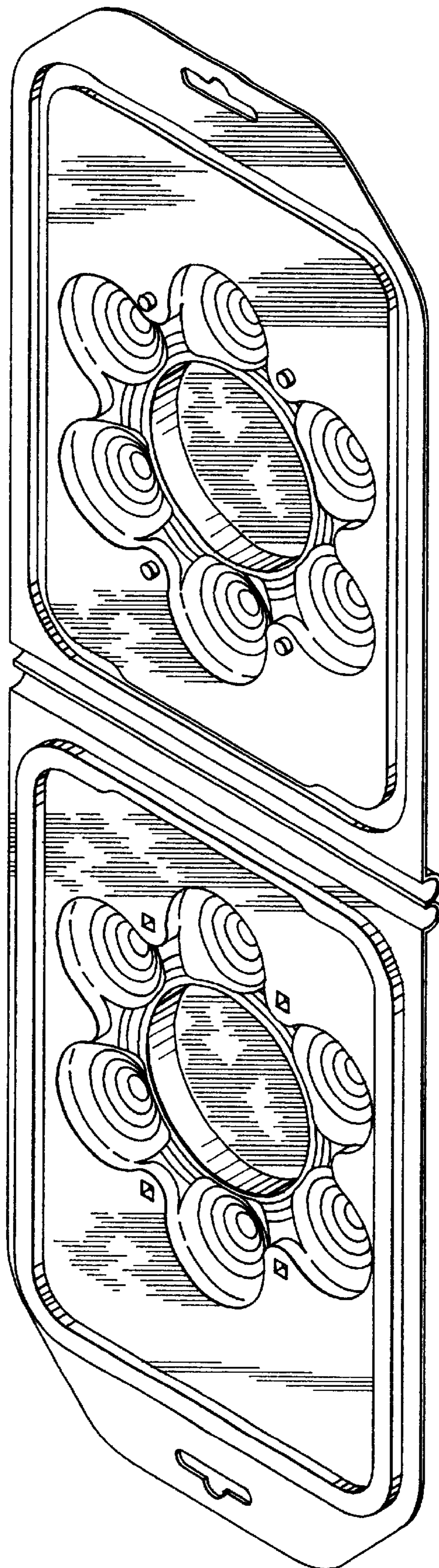


Fig. 1

Fig. 2

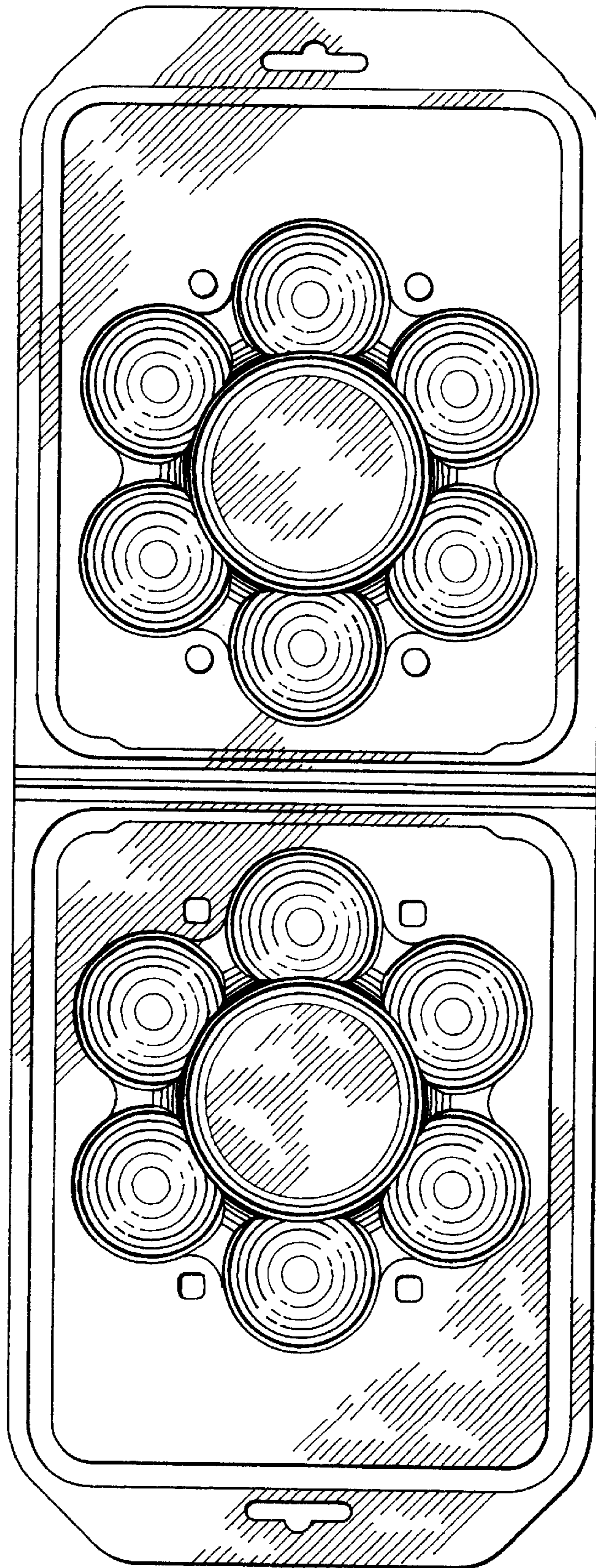


Fig. 4

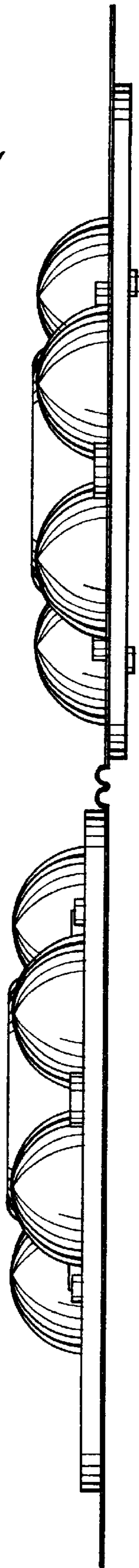


Fig. 3

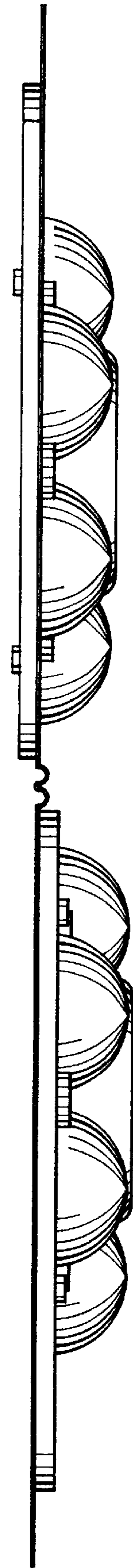


Fig. 5

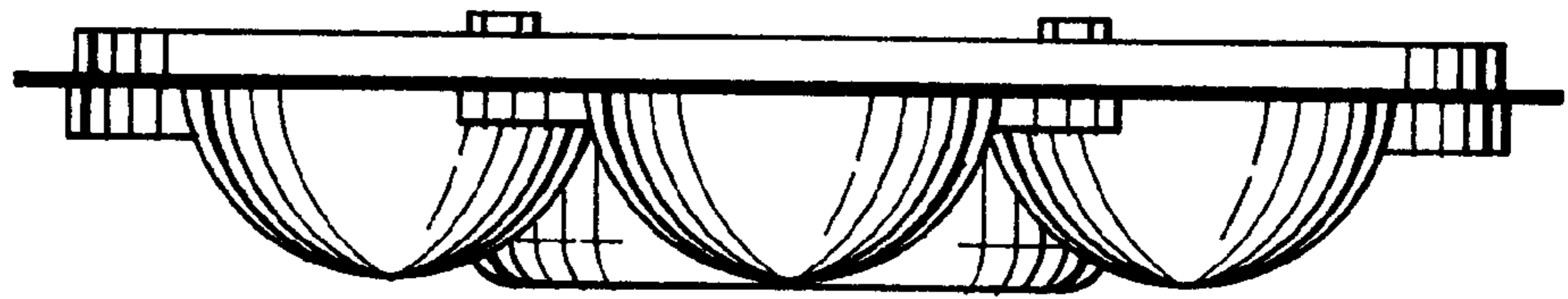


Fig. 6

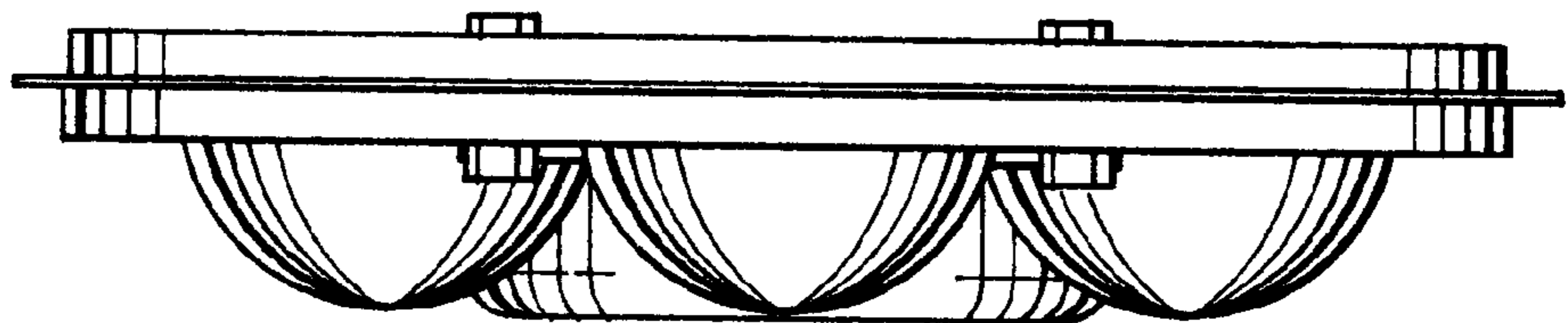


Fig. 7

