



US00D483256S

(12) **United States Design Patent** (10) **Patent No.:** **US D483,256 S**
Thurston (45) **Date of Patent:** **** Dec. 9, 2003**

(54) **COMPARTMENTALIZED STORAGE BAG**

Primary Examiner—Paula A. Mortimer

(76) Inventor: **Rose Thurston**, 1090 Groby Rd.,
University City, MO (US) 63130

(57) **CLAIM**

(**) Term: **14 Years**

The ornamental design for a compartmentalized storage bag,
as shown and described.

(21) Appl. No.: **29/173,740**

DESCRIPTION

(22) Filed: **Jan. 7, 2003**

(51) **LOC (7) Cl.** **09-05**

(52) **U.S. Cl.** **D9/305**

(58) **Field of Search** D9/302, 305, 337;
D7/635; 383/63, 5, 66, 58, 203, 205, 813,
207, 211; 206/484.2, 811, 822, 524.8, 205;
426/404, 484, 486, 524.8

FIG. 1 is a front elevated view of a compartmentalized
storage bag showing my new design;

FIG. 2 is a rear elevated view of the compartmentalized
storage bag;

FIG. 3 is a side elevated view of the compartmentalized
storage bag;

FIG. 4 is a top plan view of the compartmentalized storage
bag;

FIG. 5 is a bottom plan view of the compartmentalized
storage bag; and,

FIG. 6 is a perspective view of the compartmentalized
storage bag.

The broken lines in FIG. 1 are for illustrative purposes only
and forms no part of the claimed design.

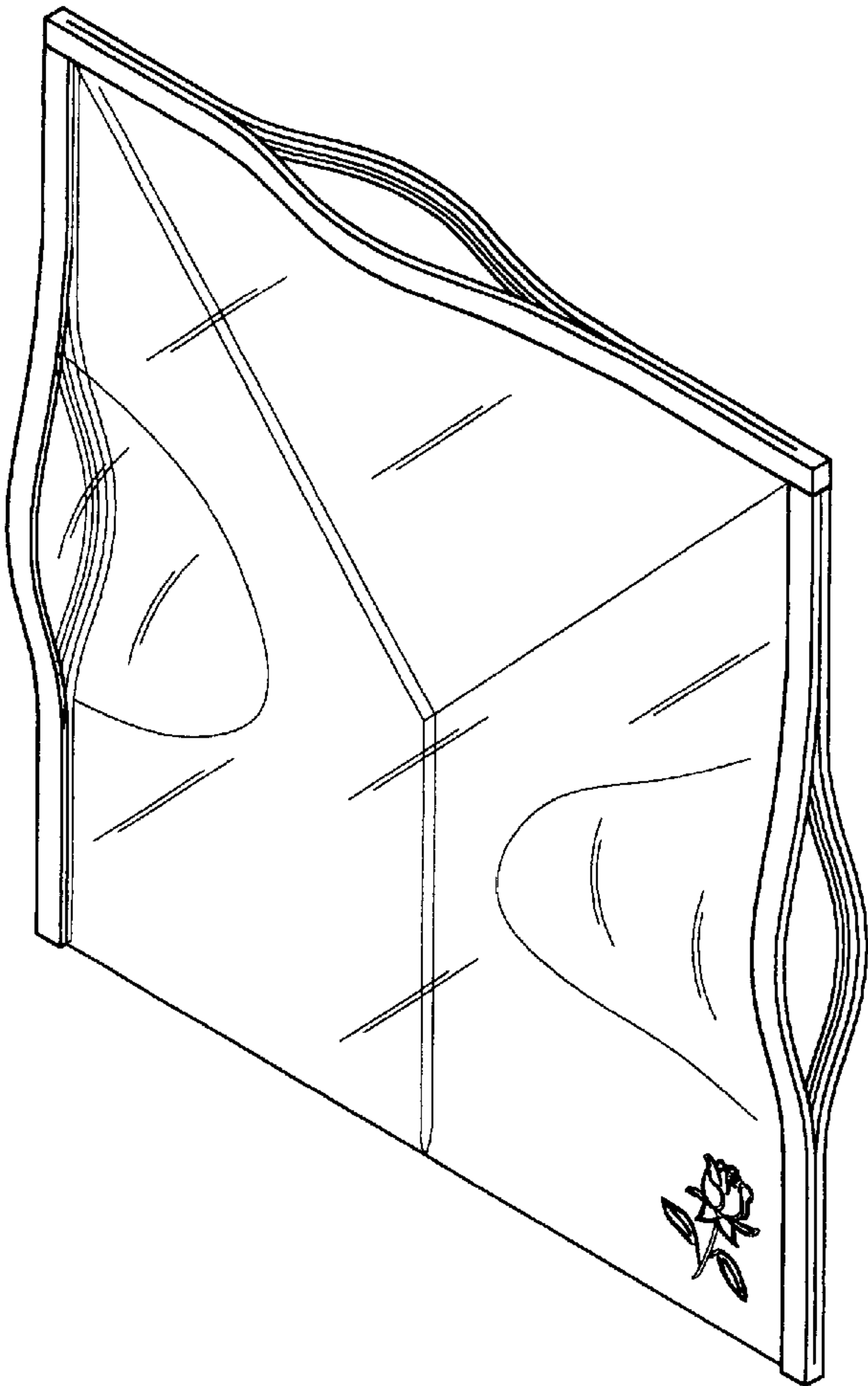
(56) **References Cited**

U.S. PATENT DOCUMENTS

D156,574 S * 12/1949 Steinborg D9/305
2,542,206 A * 2/1951 Nichols 426/404
3,114,643 A * 12/1963 Boston et al. 206/484.2
3,130,089 A * 4/1964 Mellinger 206/205
3,323,640 A * 6/1967 Kugler 206/205
3,446,632 A * 5/1969 Le Van 383/205
4,913,293 A * 4/1990 Sanders 383/5

* cited by examiner

1 Claim, 4 Drawing Sheets






FIG.1




FIG.2

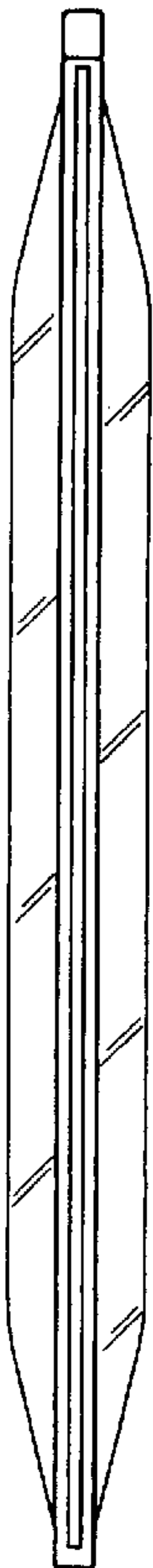


FIG.3

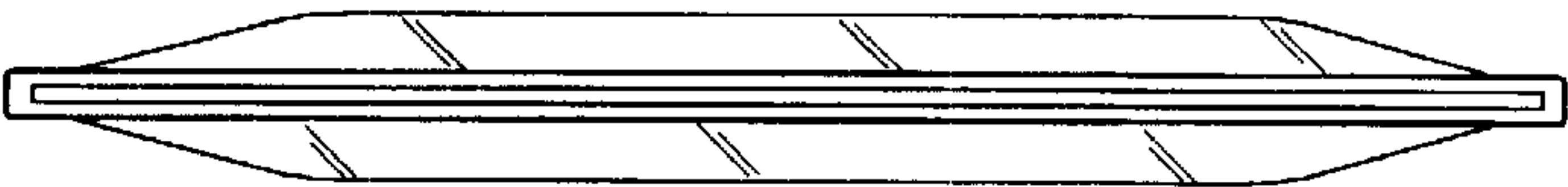


FIG.4

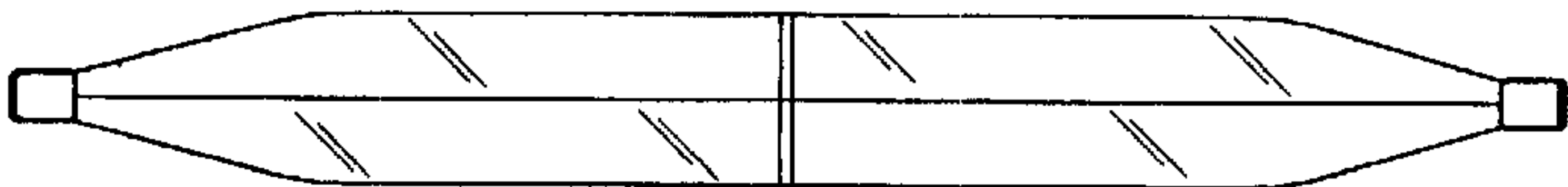


FIG.5

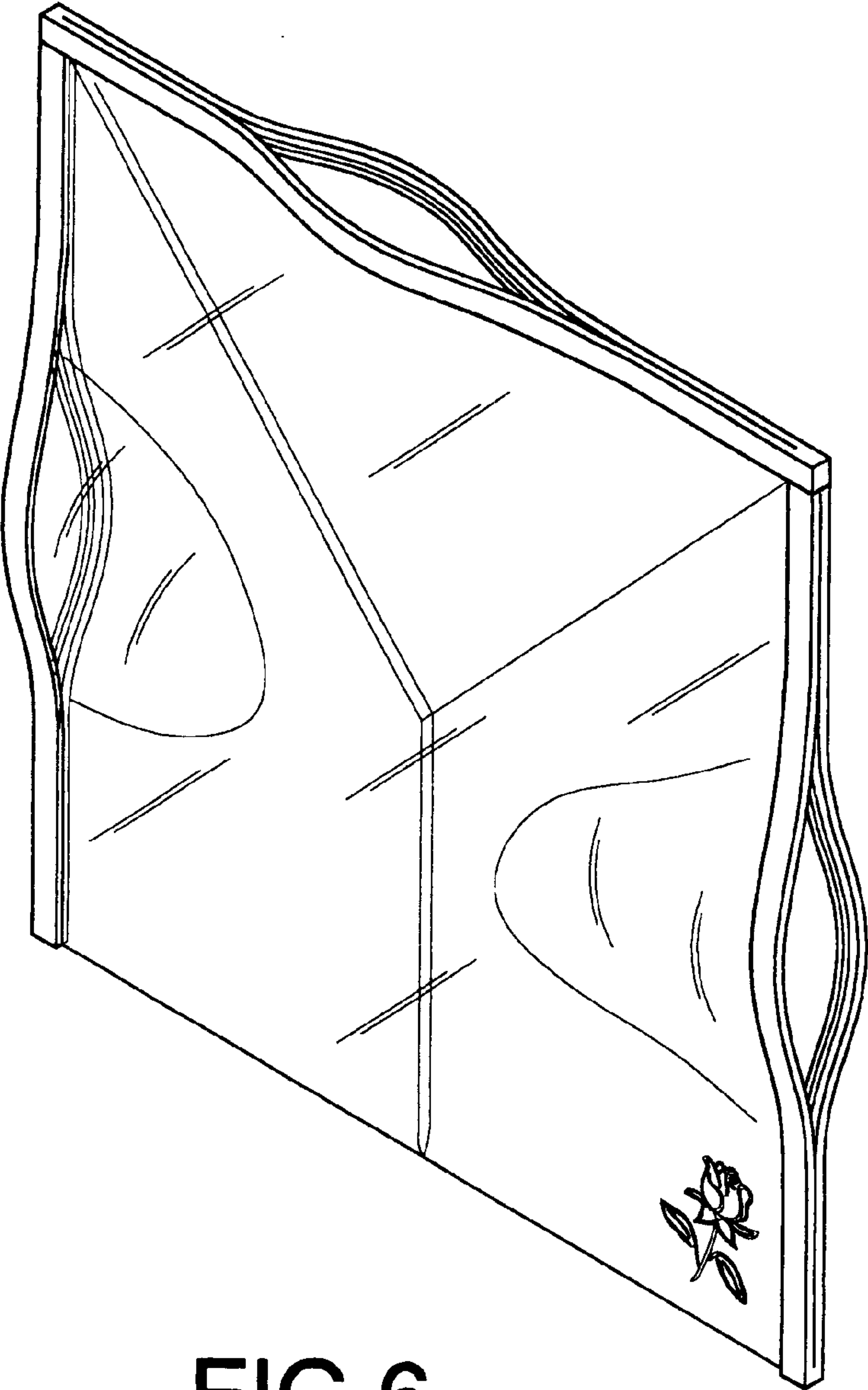


FIG.6