



US00D483230S

(12) **United States Design Patent**
Mountain

(10) **Patent No.:** **US D483,230 S**

(45) **Date of Patent:** **** Dec. 9, 2003**

(54) **BOWL**

FOREIGN PATENT DOCUMENTS

(76) **Inventor:** **Maury G. Mountain**, 7552 Hidden
Trace, West Chester, OH (US) 45069

GB	1026089	* 10/1985
GB	1059332	* 11/1989
GB	2059991	* 7/1997
WO	DM/055230	* 6/2000
WO	DM/061427	* 9/2002

(**) **Term:** **14 Years**

* cited by examiner

(21) **Appl. No.:** **29/168,227**

(22) **Filed:** **Sep. 30, 2002**

Primary Examiner—Charles A. Rademaker

(74) *Attorney, Agent, or Firm*—Bradford E. Kile

(51) **LOC (7) Cl.** **07-01**

(52) **U.S. Cl.** **D7/586**

(57) **CLAIM**

(58) **Field of Search** D7/584, 553.6,
D7/554.2, 586, 587, 550.1, 553.1, 555;
220/574, 574.3, 576, 758

The ornamental design for a bowl, as shown and described.

DESCRIPTION

(56) **References Cited**

U.S. PATENT DOCUMENTS

280,661	A	*	7/1883	Pech	D7/584
2,677,947	A	*	5/1954	Van Guilder	220/758
D257,931	S	*	1/1981	Conti	D7/584
D324,324	S	*	3/1992	Picozza	D7/565
5,269,717	A	*	12/1993	Tardif	220/574
D450,538	S	*	11/2001	Benson	D7/585

FIG. 1 is a perspective view of a bowl showing my new design;

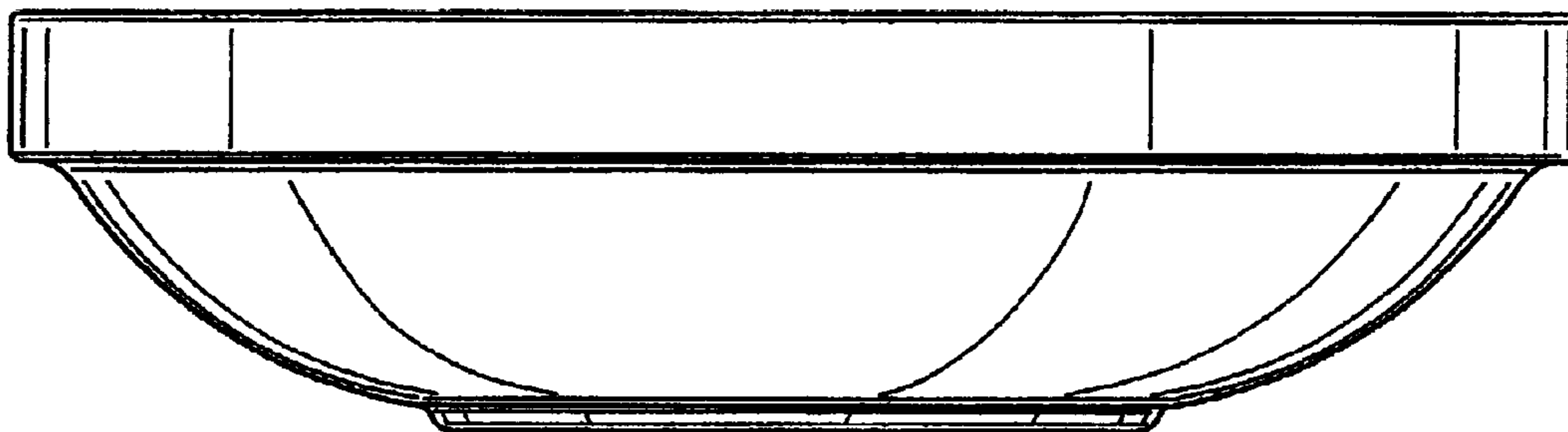
FIG. 2 is a top plan view thereof;

FIG. 3 is a side elevation view thereof;

FIG. 4 is bottom plan view thereof; and,

FIG. 5 is a cross-sectional view taken along section line 5—5 in FIG. 4 and discloses the design features of the bottom of the bowl shown in FIG. 4.

1 Claim, 4 Drawing Sheets



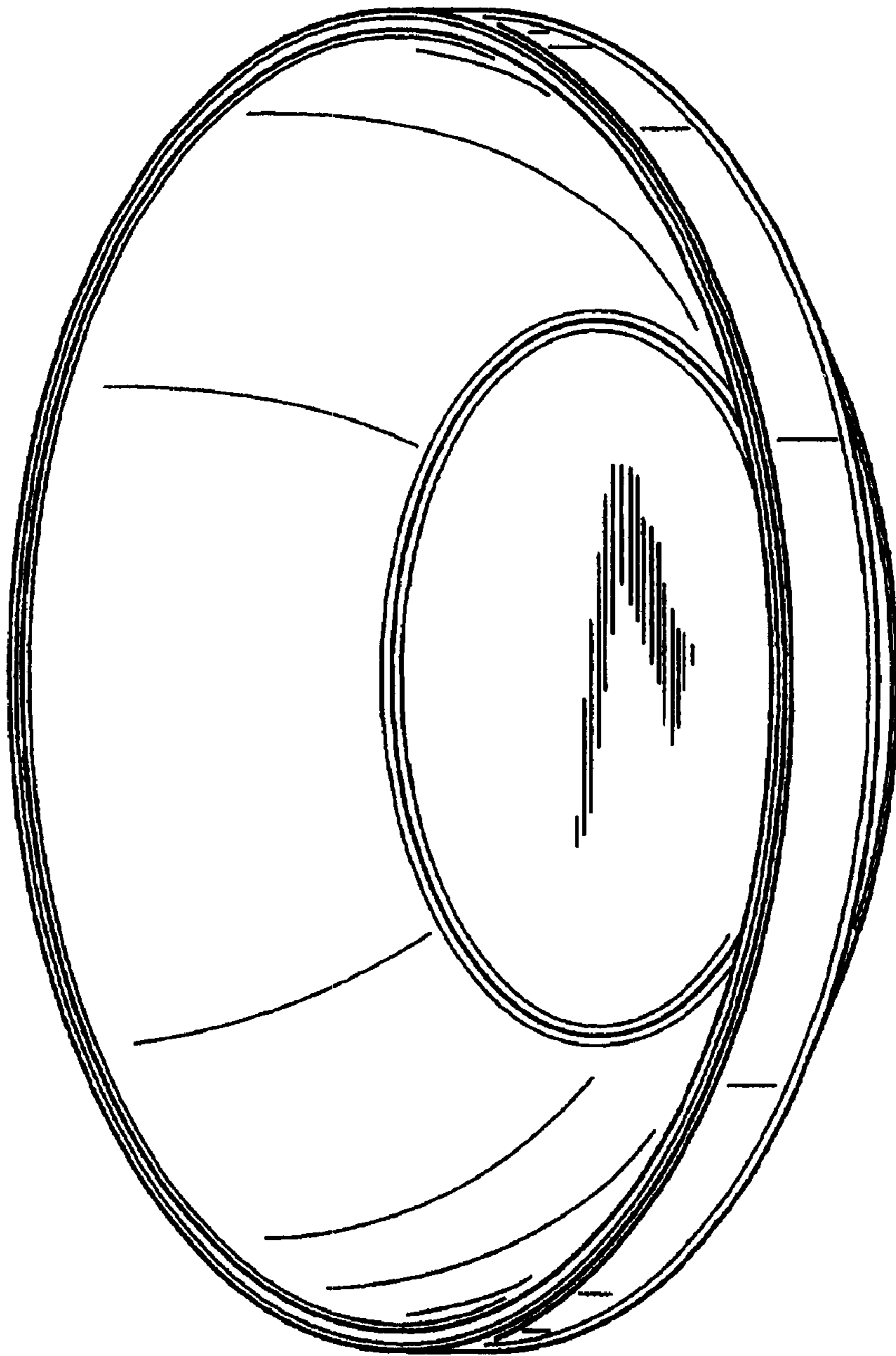


FIG. 1




FIG. 2

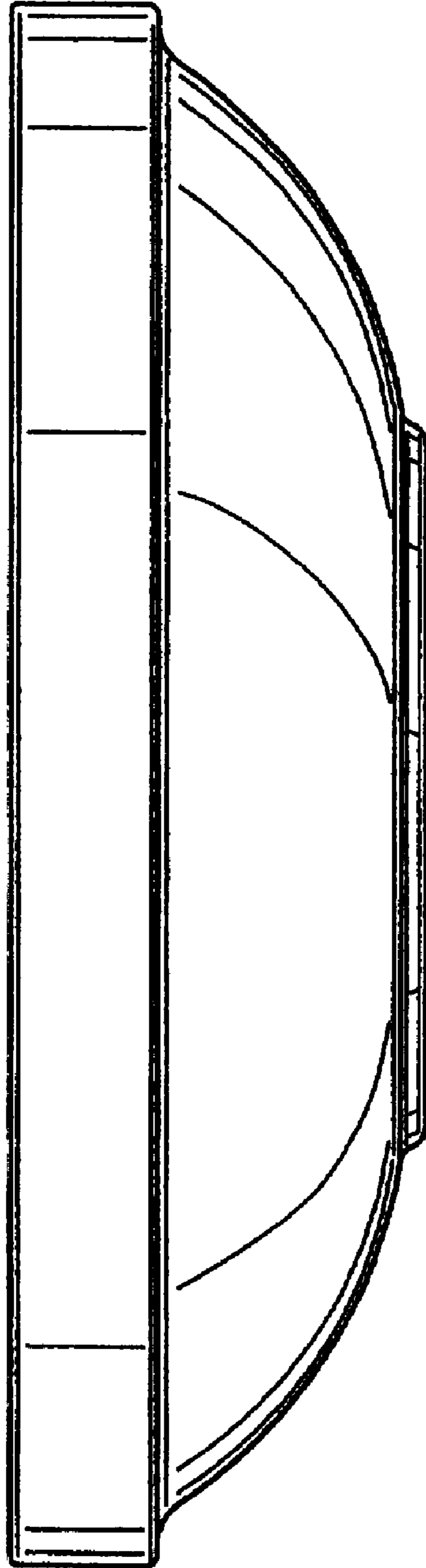


FIG. 3

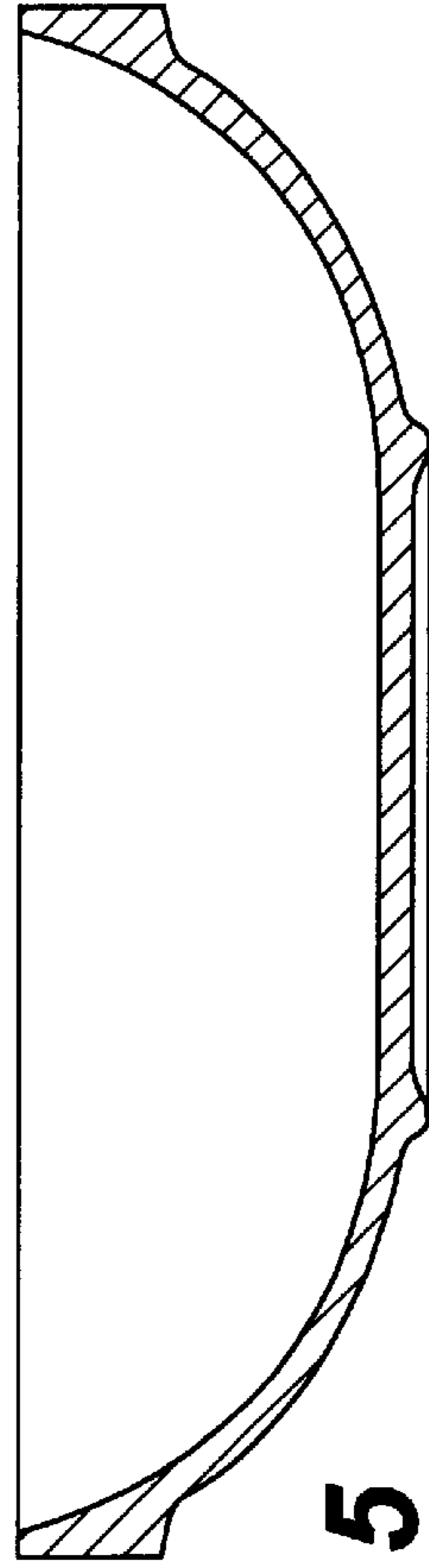
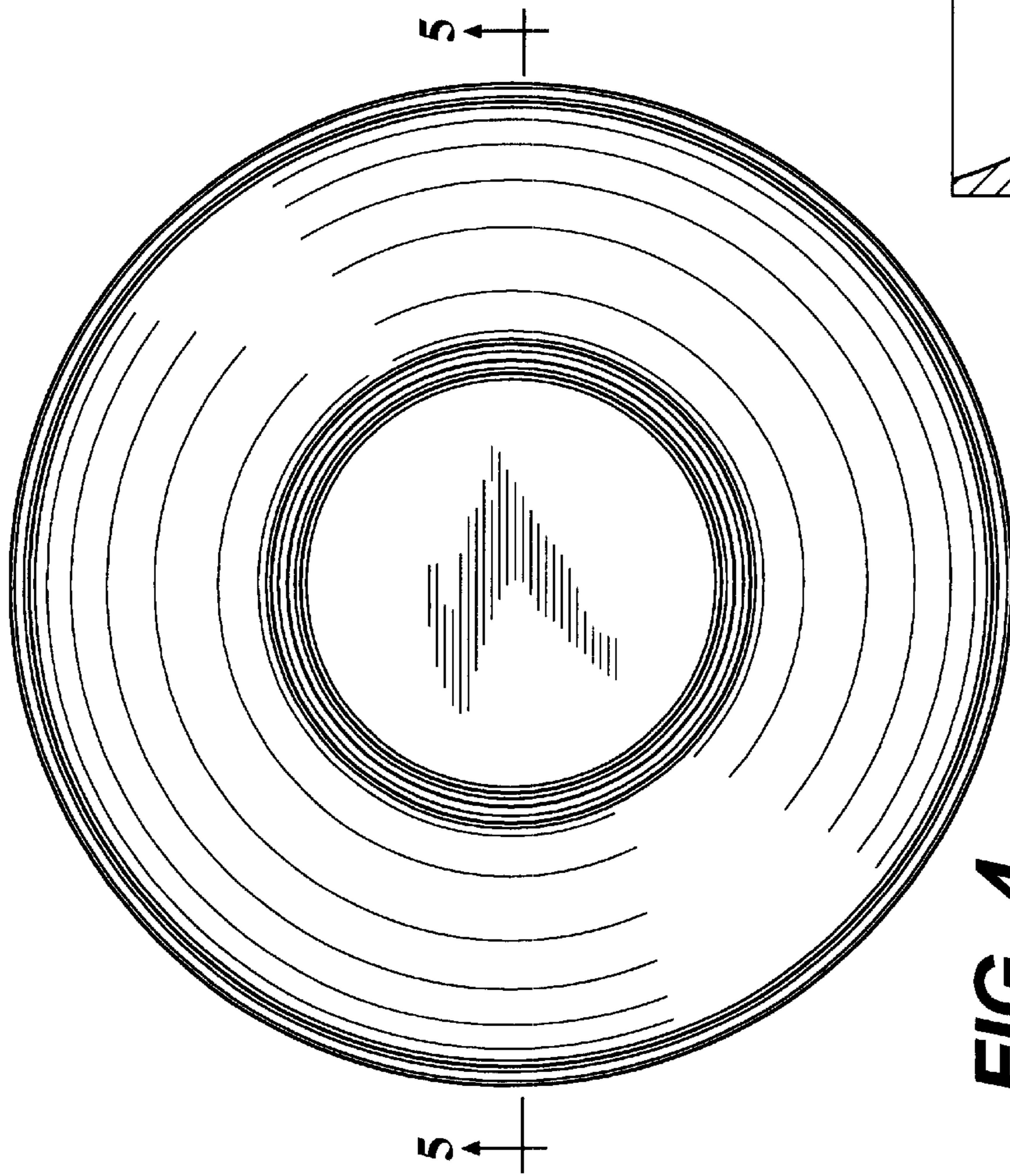


FIG. 4

FIG. 5