



US00D483226S

(12) **United States Design Patent**  
**Belton et al.**

(10) **Patent No.:** **US D483,226 S**

(45) **Date of Patent:** **\*\* Dec. 9, 2003**

(54) **MUG**

(75) **Inventors:** **Antonio J. Belton**, Hazel Crest, IL  
(US); **Mark D. Finney**, Evanston, IL  
(US)

(73) **Assignee:** **Thermos L.L.C.**, Rolling Meadows, IL  
(US)

(\*\*) **Term:** **14 Years**

(21) **Appl. No.:** **29/166,739**

(22) **Filed:** **Sep. 3, 2002**

(51) **LOC (7) Cl.** ..... **07-01**

(52) **U.S. Cl.** ..... **D7/533; D7/532; D7/529**

(58) **Field of Search** ..... D7/509, 536, 533,  
D7/523, 532, 507, 510, 511, 531, 529;  
220/592.1, 710.5, 713, 703, 630, 705, 729,  
23.86; 215/396, 398, 12.1; 248/346.1

(56) **References Cited**

**U.S. PATENT DOCUMENTS**

D231,068 S	*	4/1974	Douglas	.....	D7/533
D386,948 S	*	12/1997	Wissinger	.....	D7/533
D396,777 S	*	8/1998	Inoue	.....	D7/511
D420,254 S	*	2/2000	Park	.....	D7/510
D426,109 S	*	6/2000	Freed	.....	D7/533
D429,959 S	*	8/2000	Otake	.....	D7/510
D431,159 S	*	9/2000	Otake	.....	D7/510
D433,599 S	*	11/2000	Kristiansen et al.	.....	D7/523

D439,473 S	*	3/2001	Lin	.....	D7/510
D444,032 S	*	6/2001	Isaacs	.....	D7/510
D444,673 S	*	7/2001	Lin	.....	D7/510
D460,324 S	*	7/2002	Norris et al.	.....	D7/533
D467,124 S	*	12/2002	Janky	.....	D7/533
D469,658 S	*	2/2003	Norris et al.	.....	D7/523
D472,100 S	*	3/2003	Gullickson et al.	.....	D7/510

\* cited by examiner

*Primary Examiner*—M. N. Pandozzi

(74) *Attorney, Agent, or Firm*—Wood, Phillips, Katz, Clark & Mortimer

(57) **CLAIM**

The ornamental design of a mug, as shown and described.

**DESCRIPTION**

FIG. 1 is a perspective view of our mug design taken from the upper right;

FIG. 2 is a perspective view of our mug design taken from the lower left;

FIG. 3 is a front elevation of our mug design;

FIG. 4 is a side elevation of our mug design taken from the left of FIG. 3;

FIG. 5 is a rear elevation of our mug design;

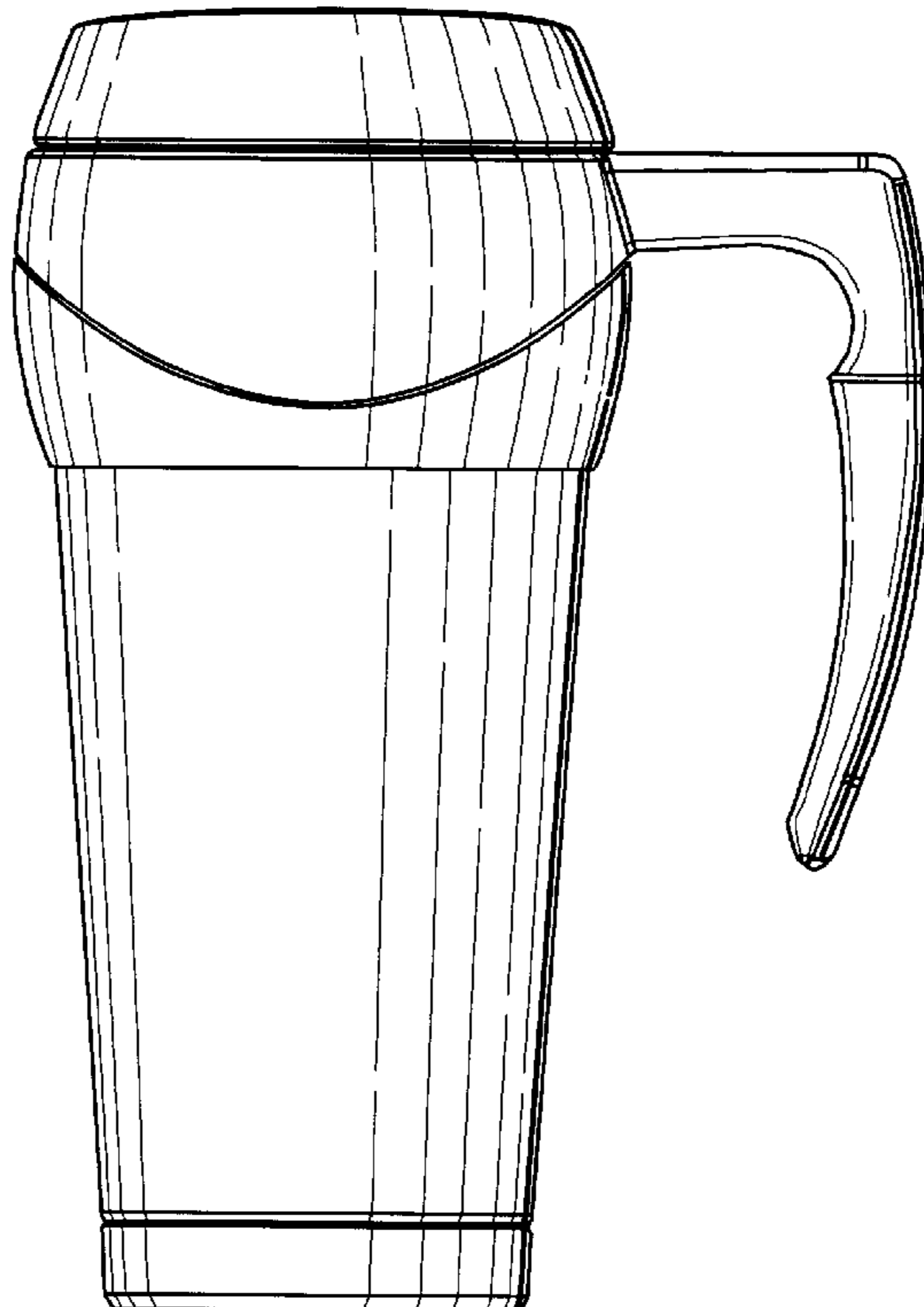
FIG. 6 is a side elevation of our mug design taken from the right of FIG. 3;

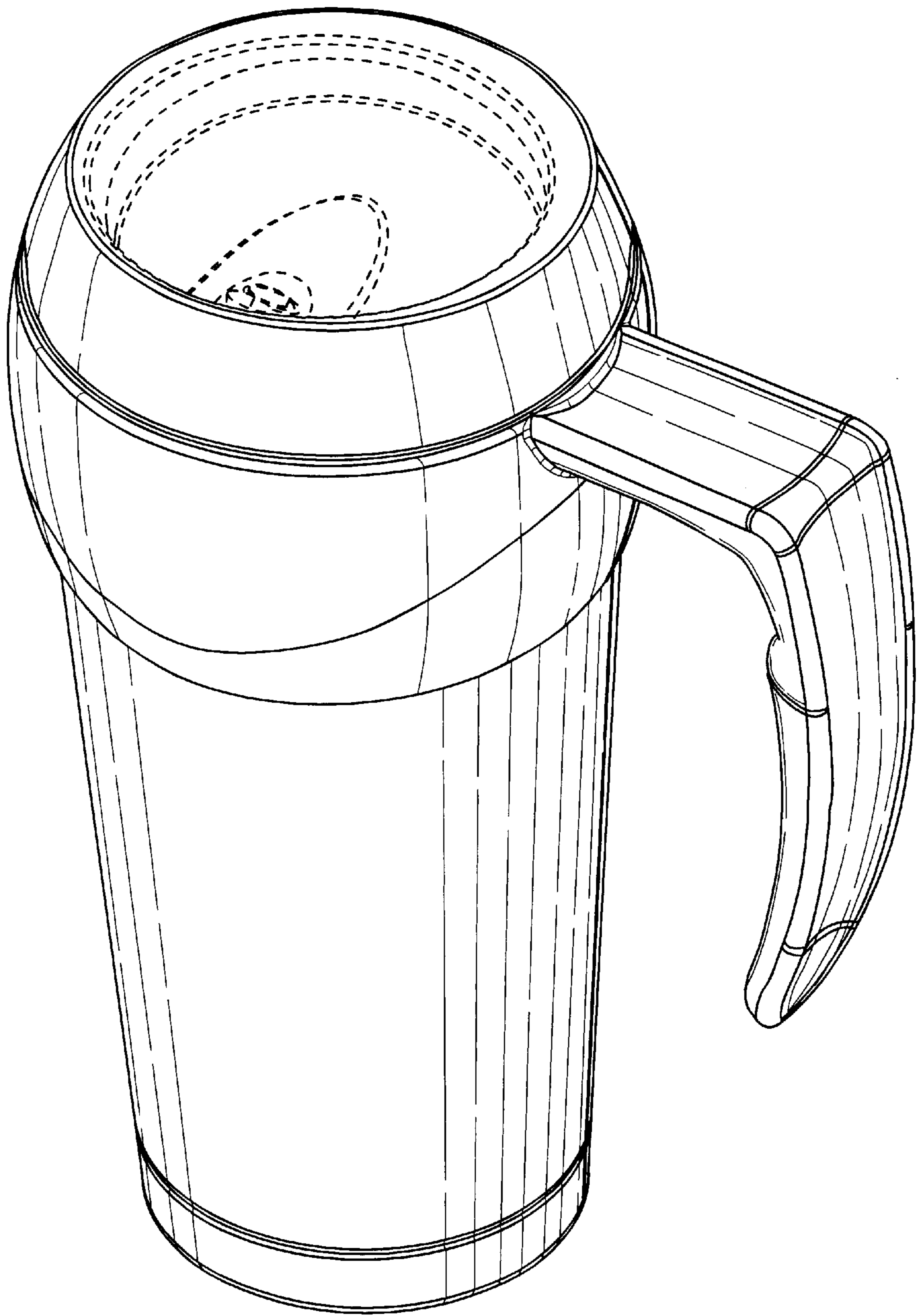
FIG. 7 is a top plan view of our mug design; and,

FIG. 8 is a bottom view of our mug design.

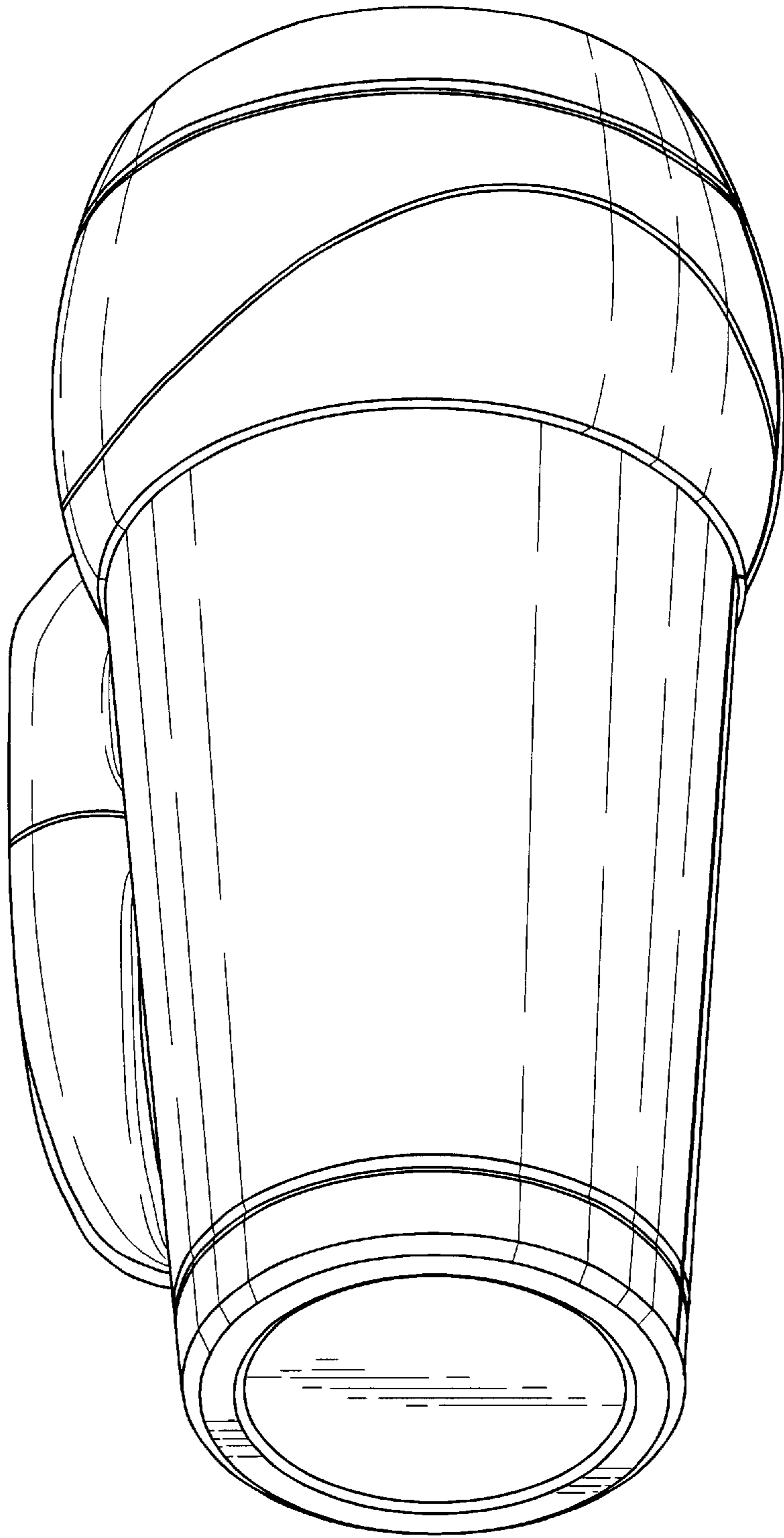
Parts shown in dotted lines form no part of our mug design.

**1 Claim, 5 Drawing Sheets**



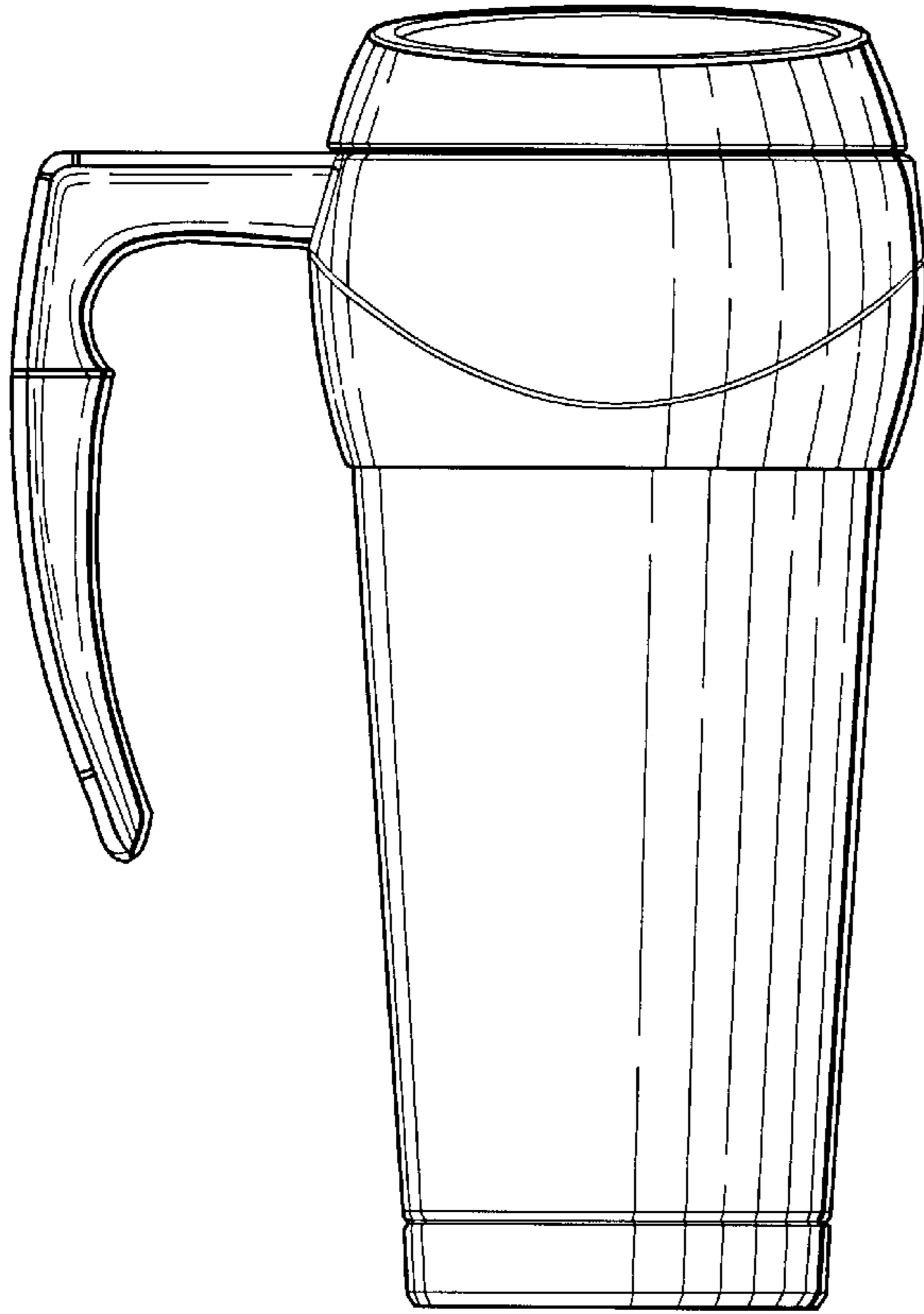


*Fig. 1*

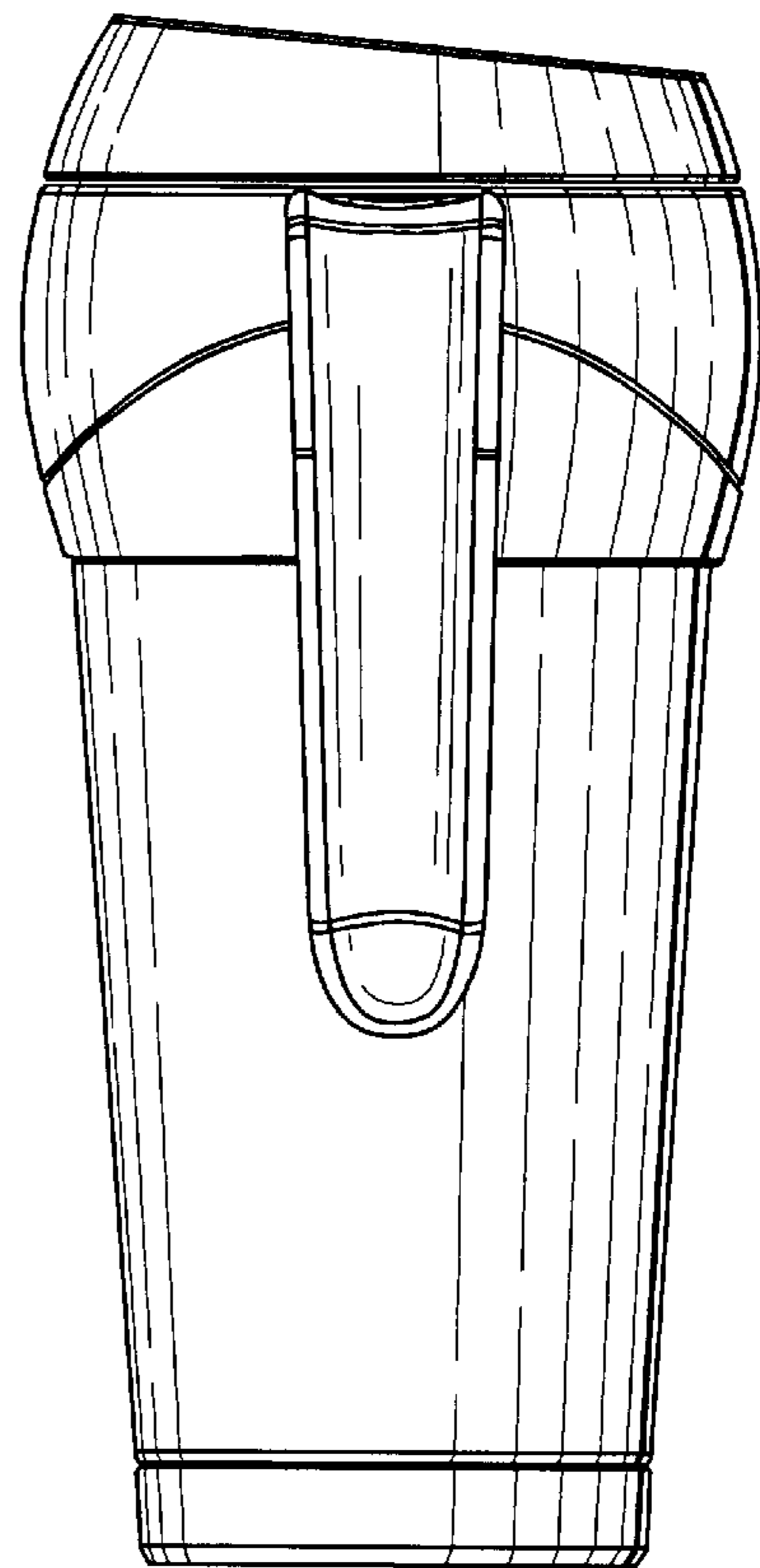


*Fig. 2*


*Fig. 3*



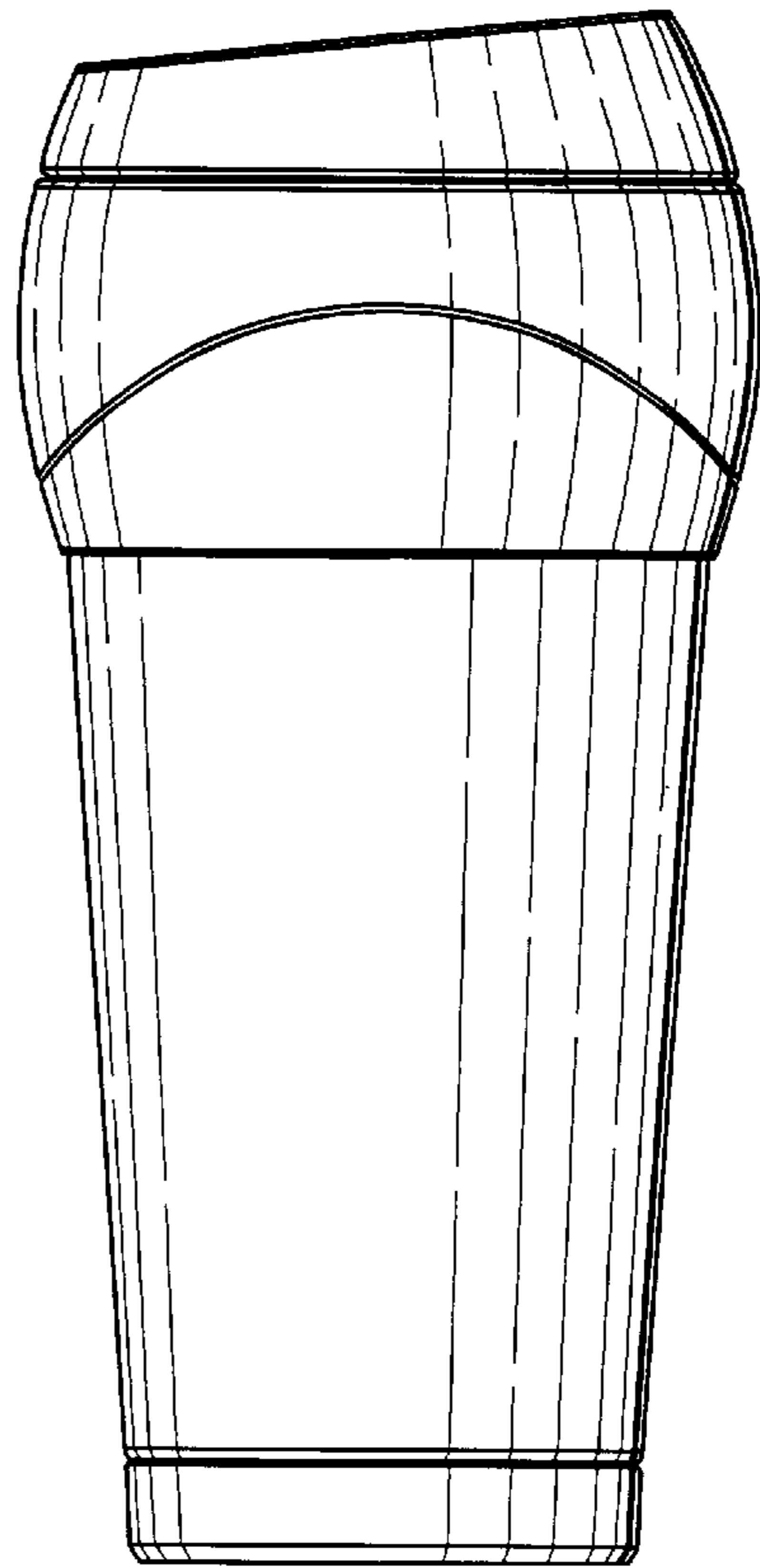
*Fig. 4*



*Fig. 5*

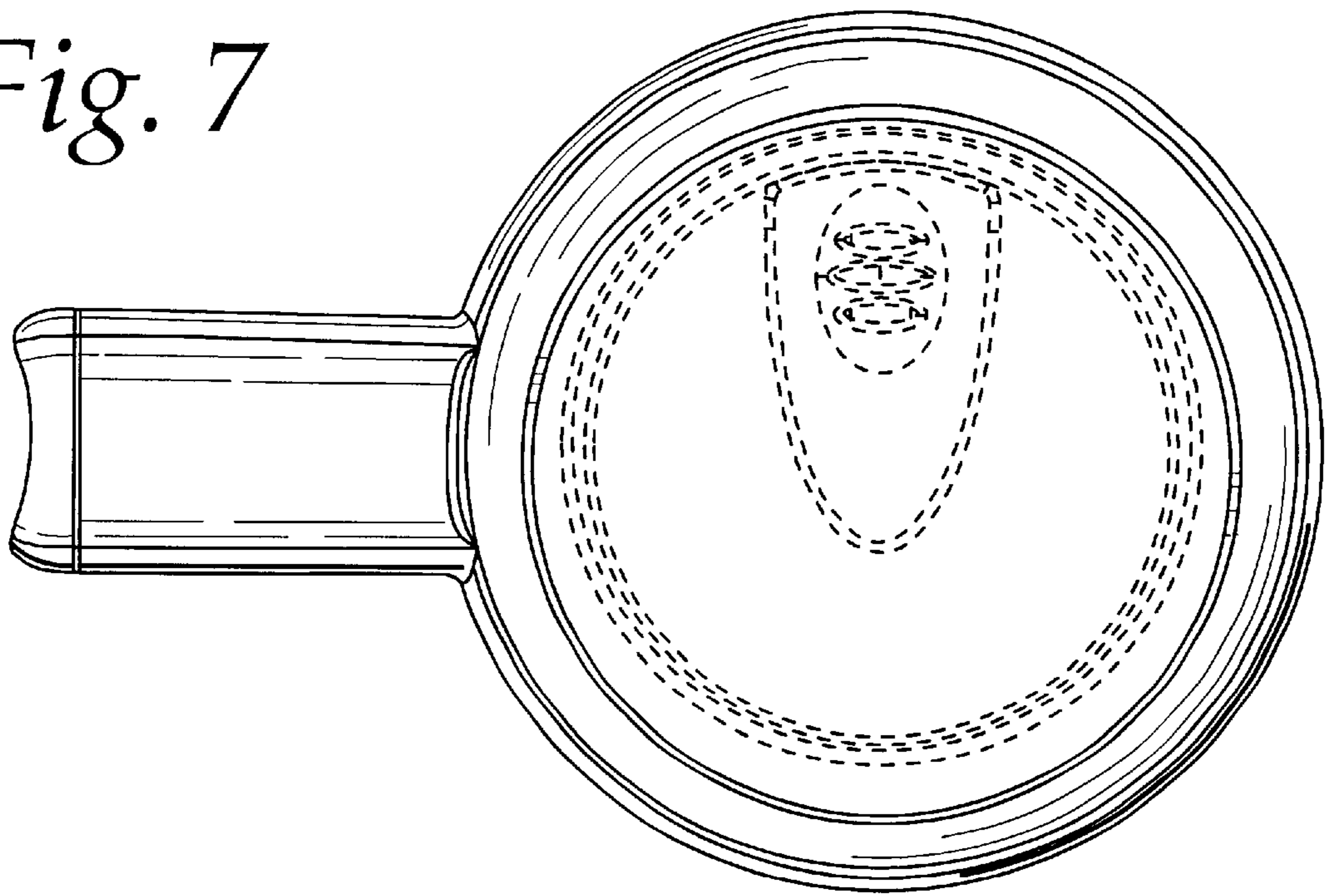


*Fig. 6*





*Fig. 7*



*Fig. 8*

