



US00D483225S

(12) **United States Design Patent**
Gain

(10) **Patent No.:** **US D483,225 S**

(45) **Date of Patent:** **** Dec. 9, 2003**

(54) **CONTAINER**

(76) **Inventor:** **Simon Richard Gain**, 80 Ascot Drive,
Dosthill, Tamworth, Staffordshire, B77
1QP (GB)

(**) **Term:** **14 Years**

(21) **Appl. No.:** **29/171,804**

(22) **Filed:** **Nov. 26, 2002**

(51) **LOC (7) Cl.** **07-01**

(52) **U.S. Cl.** **D7/512; D7/532**

(58) **Field of Search** D7/509, 512, 536,
D7/523, 532, 601, 619, 323, 531, 510;
220/705, 907, 710, 604.8, 666, 675; 215/388,
382; 210/469; 366/341; 229/400, 405; 206/519,
218, 423; 426/117; D9/302, 502, 301; D10/62

(56) **References Cited**

U.S. PATENT DOCUMENTS

1,093,873	A	*	4/1914	Mitchell	220/8
1,137,462	A	*	4/1915	Clark	210/469
1,260,779	A	*	3/1918	Koos	220/8
1,811,574	A	*	6/1931	Barrett	206/423
3,009,603	A	*	11/1961	Stockdale	206/519
D198,139	S	*	5/1964	Edwards	D7/532
3,143,429	A	*	8/1964	Swanson	426/117
3,285,459	A	*	11/1966	Gahm	220/8
D208,872	S	*	10/1967	Davis	D7/531
3,434,589	A	*	3/1969	Valtri et al.	206/218
D219,473	S	*	12/1970	Gahm	D7/512
D219,474	S	*	12/1970	Gahm	D7/512
D219,475	S	*	12/1970	Gahm	D7/512
D220,203	S	*	3/1971	Gahm	D7/512

D220,204	S	*	3/1971	Gahm	D7/512
3,850,361	A	*	11/1974	Day et al.	229/400
3,939,888	A	*	2/1976	Scarnato	220/666
4,052,037	A	*	10/1977	Mair et al.	366/341
D272,794	S	*	2/1984	Dart	D7/532
4,609,113	A	*	9/1986	Seki	215/382
D309,116	S	*	7/1990	Marshall	D10/62
D332,203	S	*	1/1993	Fernandez-Guthrie	D7/512
D426,750	S	*	6/2000	Madden-Askew	D7/536
D437,185	S	*	2/2001	Freed	D7/510
D439,803	S	*	4/2001	Lin	D7/532
D466,755	S	*	12/2002	Henry	D7/323
D474,973	S	*	5/2003	Higuchi	D9/502

FOREIGN PATENT DOCUMENTS

GB 2083108 5/1999

* cited by examiner

Primary Examiner—M. N. Pandozzi

(74) *Attorney, Agent, or Firm*—Peter J. Phillips

(57) **CLAIM**

The ornamental design for a container, as shown and described.

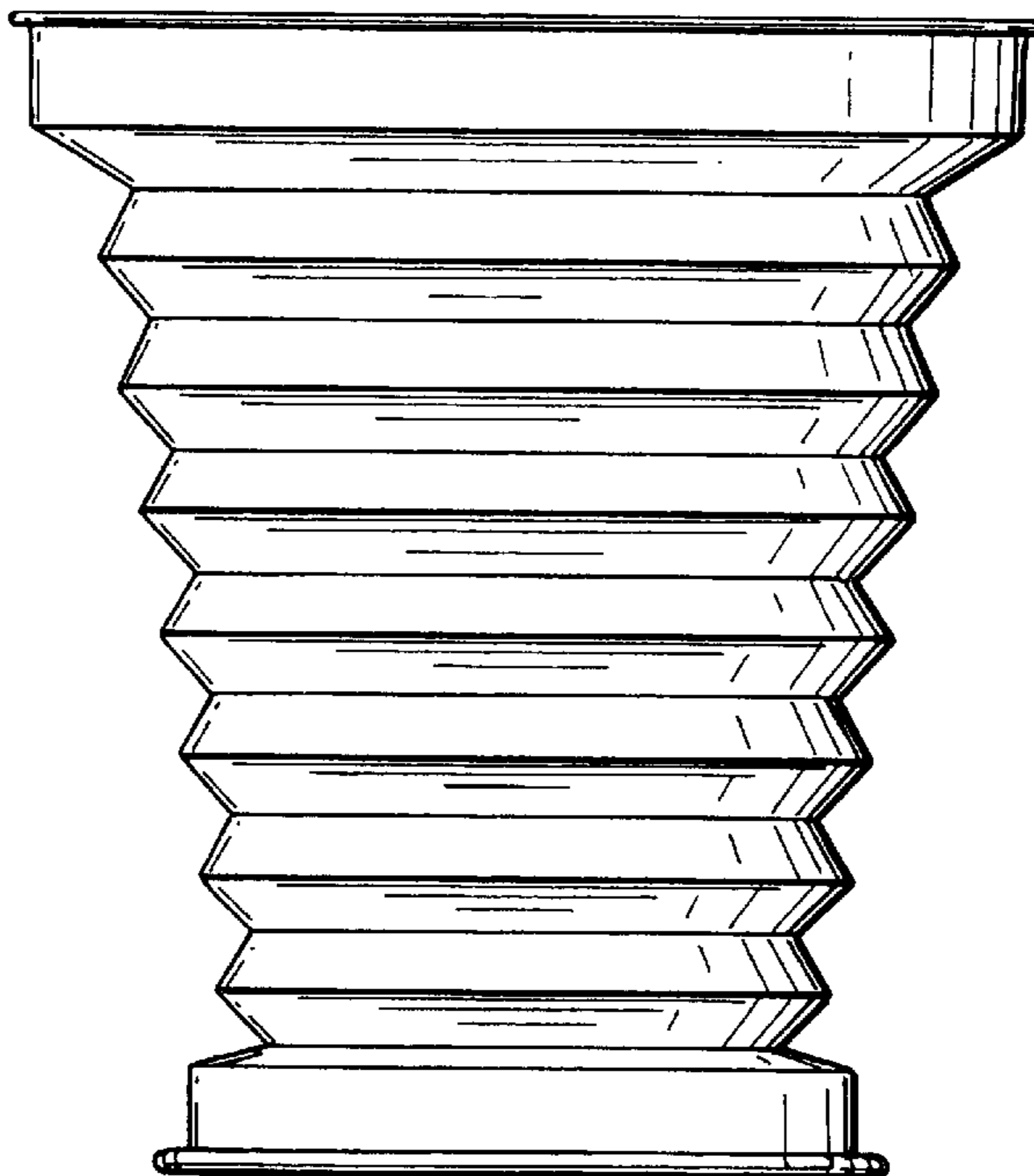
DESCRIPTION

FIG. 1 is a left elevational view of the container in an expanded condition, the right elevational view being a mirror image thereof;

FIG. 2 is a bottom view thereof; and,

FIG. 3 is a left elevational view of the container in a compressed condition, the right elevational view being a mirror image thereof.

1 Claim, 2 Drawing Sheets



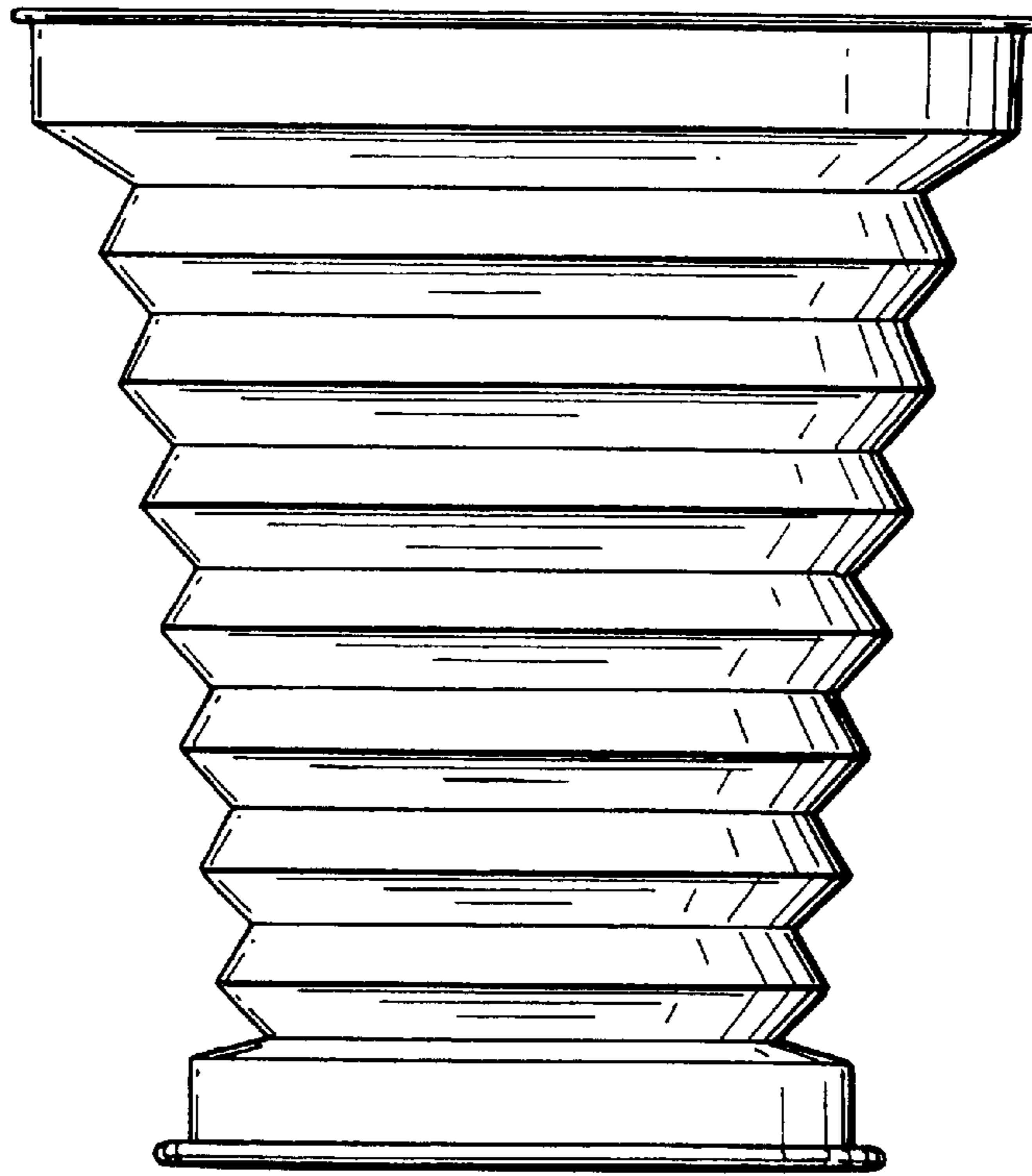


Fig. 1

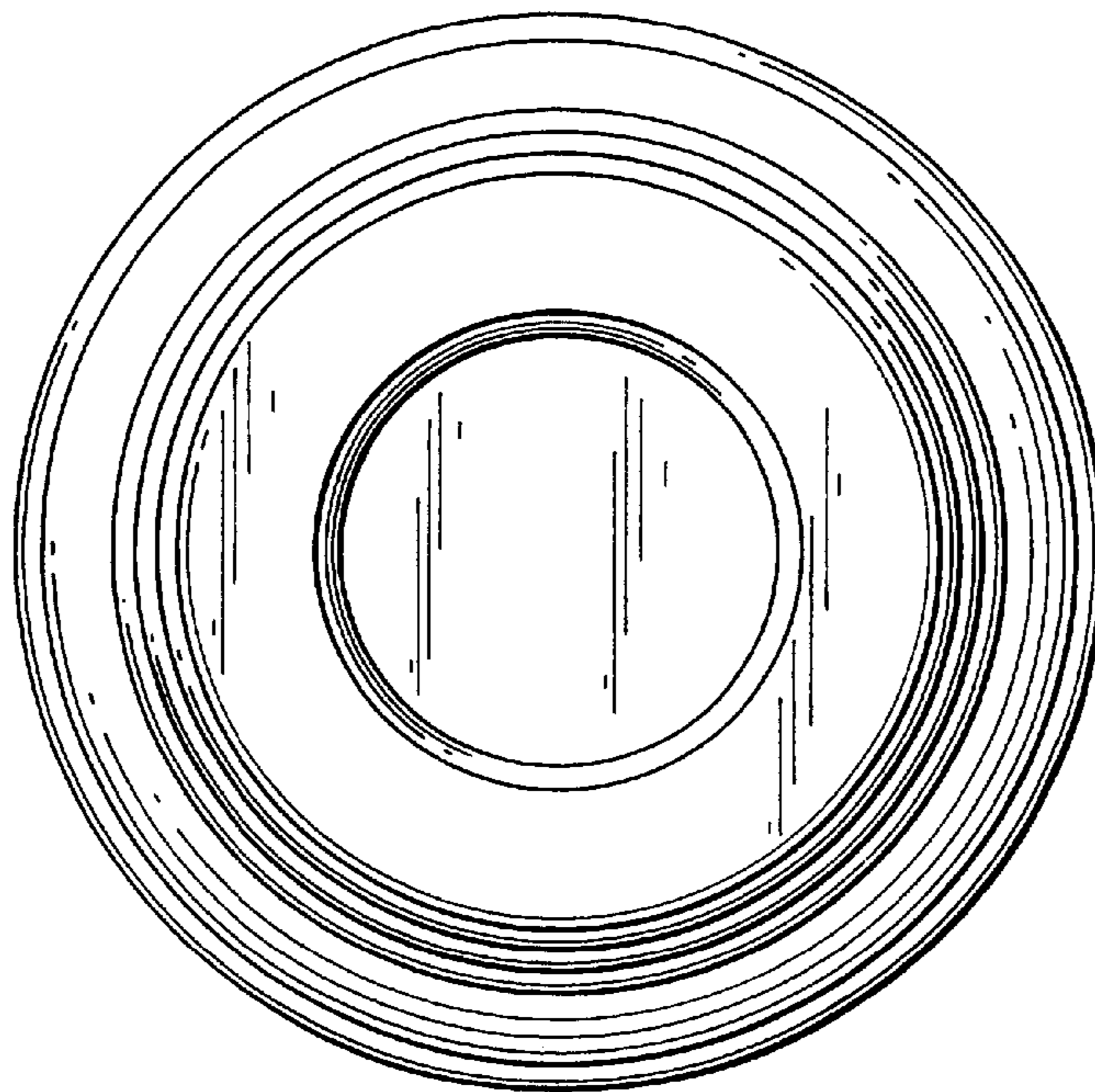


Fig. 2




Fig. 3