



US00D483218S

(12) **United States Design Patent**
Fino et al.

(10) **Patent No.:** **US D483,218 S**

(45) **Date of Patent:** **** Dec. 9, 2003**

(54) **SMALL OVAL BAKING PAN**

D462,232 S * 9/2002 Bradley D7/360

(75) Inventors: **Nancy E. Fino**, Lakewood, IL (US);
Kevin Bradley, Dundee, IL (US)

OTHER PUBLICATIONS

(73) Assignee: **Columbia Insurance Company**,
Omaha, NE (US)

The Pampered Chef catalog, Fall/Winter 1998, pp. 11, 12.
The Pampered Chef catalog, Spring/Summer 2000, pp. 10,
11.

(**) Term: **14 Years**

* cited by examiner

(21) Appl. No.: **29/154,465**

Primary Examiner—Caron D. Veynar
(74) *Attorney, Agent, or Firm*—Neal, Gerber & Eisenberg

(22) Filed: **Jan. 23, 2002**

(57) **CLAIM**

(51) **LOC (7) Cl.** **07-02**

The ornamental design for a small oval baking pan, as
shown.

(52) **U.S. Cl.** **D7/360**

(58) **Field of Search** D7/500, 538, 540,
D7/542, 545, 354–361; 99/324, 339; 220/573.1–574

DESCRIPTION

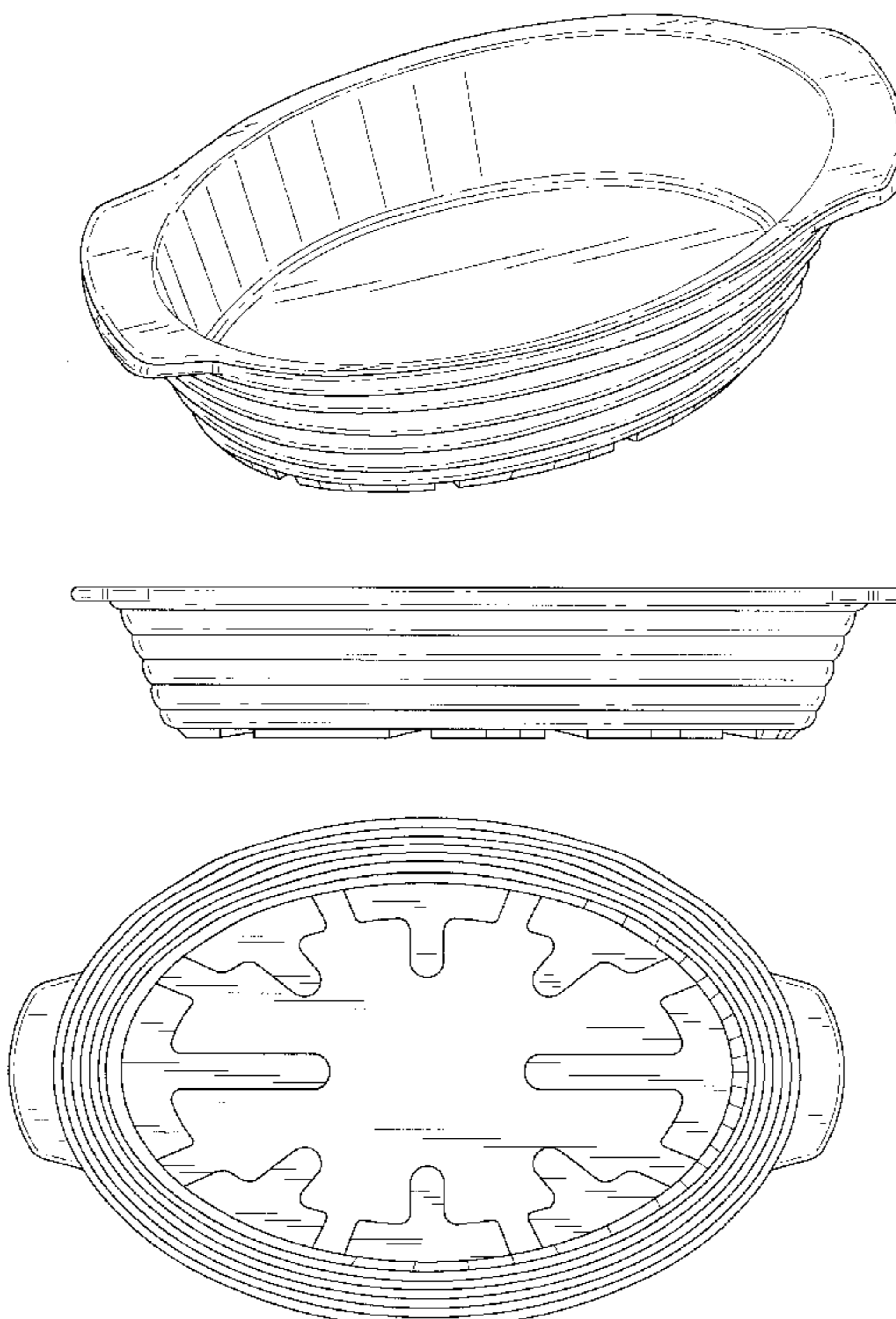
(56) **References Cited**

U.S. PATENT DOCUMENTS

D48,169 S	11/1915	Churchill	
D52,726 S	12/1918	Beiswanger	
D52,816 S	12/1918	Beiswanger	
D58,200 S	6/1921	Sailer	D7/545
D148,627 S	2/1948	LaMont	
D177,187 S	* 3/1956	Melich et al.	D7/605
D216,477 S	1/1970	Ketcham	D7/545
D235,497 S	6/1975	Cyren	
D288,649 S	3/1987	Daenen et al.	
D384,555 S	10/1997	Bradley	D7/545
D418,017 S	12/1999	Henry	D7/545
D445,632 S	7/2001	Bradley	D7/360
D445,633 S	* 7/2001	Bradley	D7/360
D457,777 S	* 5/2002	Bradley	D7/354

FIG. 1 is a perspective view of the inventive design for a
small oval baking pan;
FIG. 2 is a side elevational view of one side of the FIG. 1
design;
FIG. 3 is a side elevational view of the opposite side of the
FIG. 1 design; the opposite side being a mirror image of the
one side;
FIG. 4 is a top plan view of the FIG. 1 design;
FIG. 5 is a bottom plan view of the FIG. 1 design;
FIG. 6 is a front end elevational view of the FIG. 1 design;
FIG. 7 is a back end elevational view of the FIG. 1 design;
FIG. 8 is a vertical sectional view taken along the line
VIII—VIII of the FIG. 4 design; and,
FIG. 9 is a fragmentary perspective view of the bottom of the
FIG. 1 design.

1 Claim, 2 Drawing Sheets



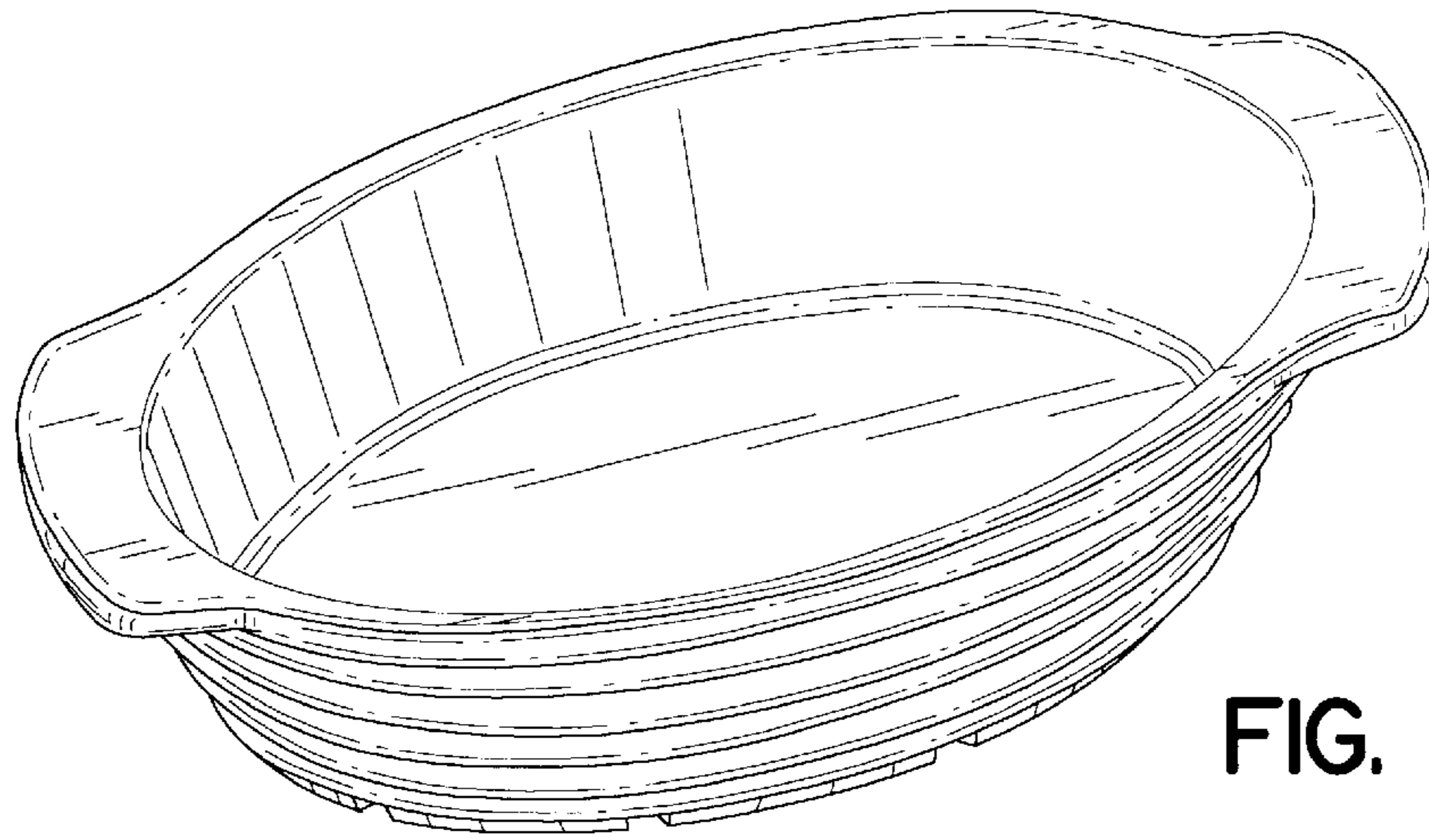


FIG. 1

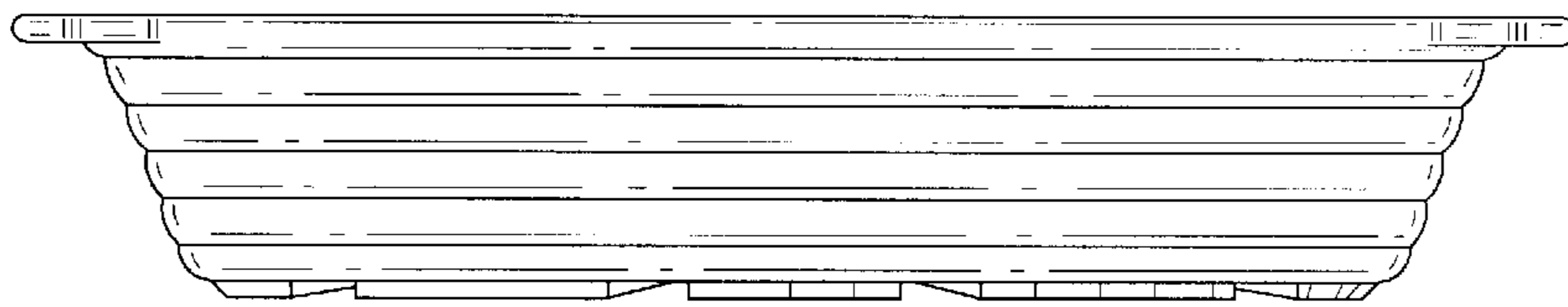


FIG. 2

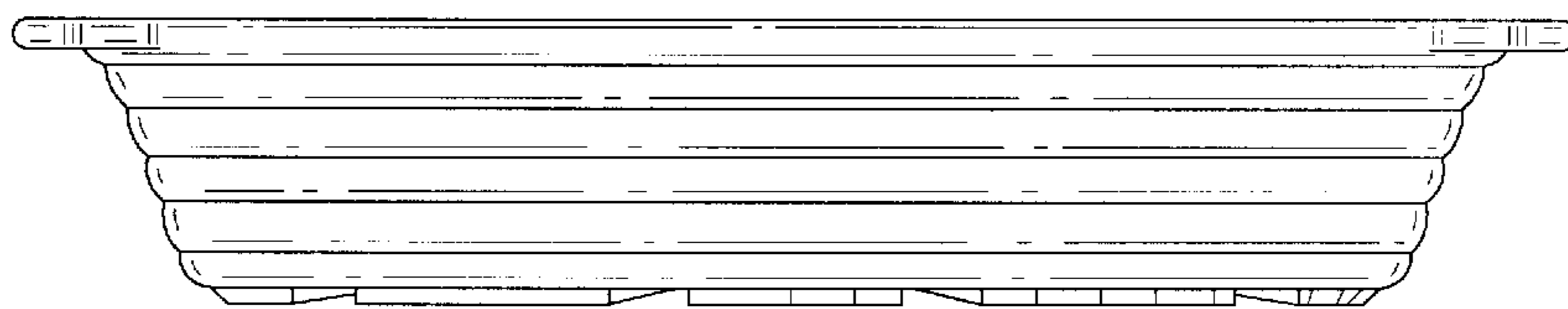


FIG. 3

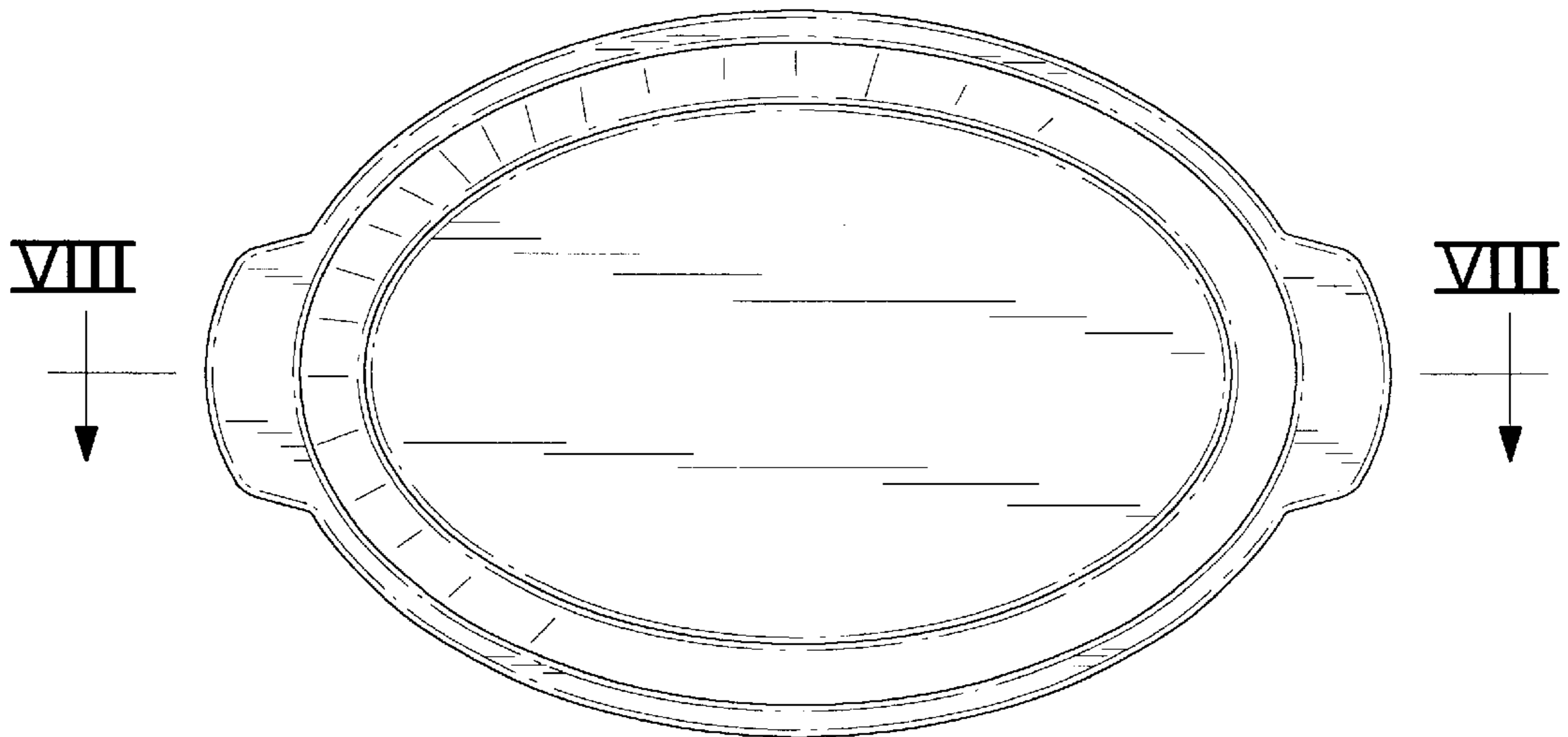


FIG. 4

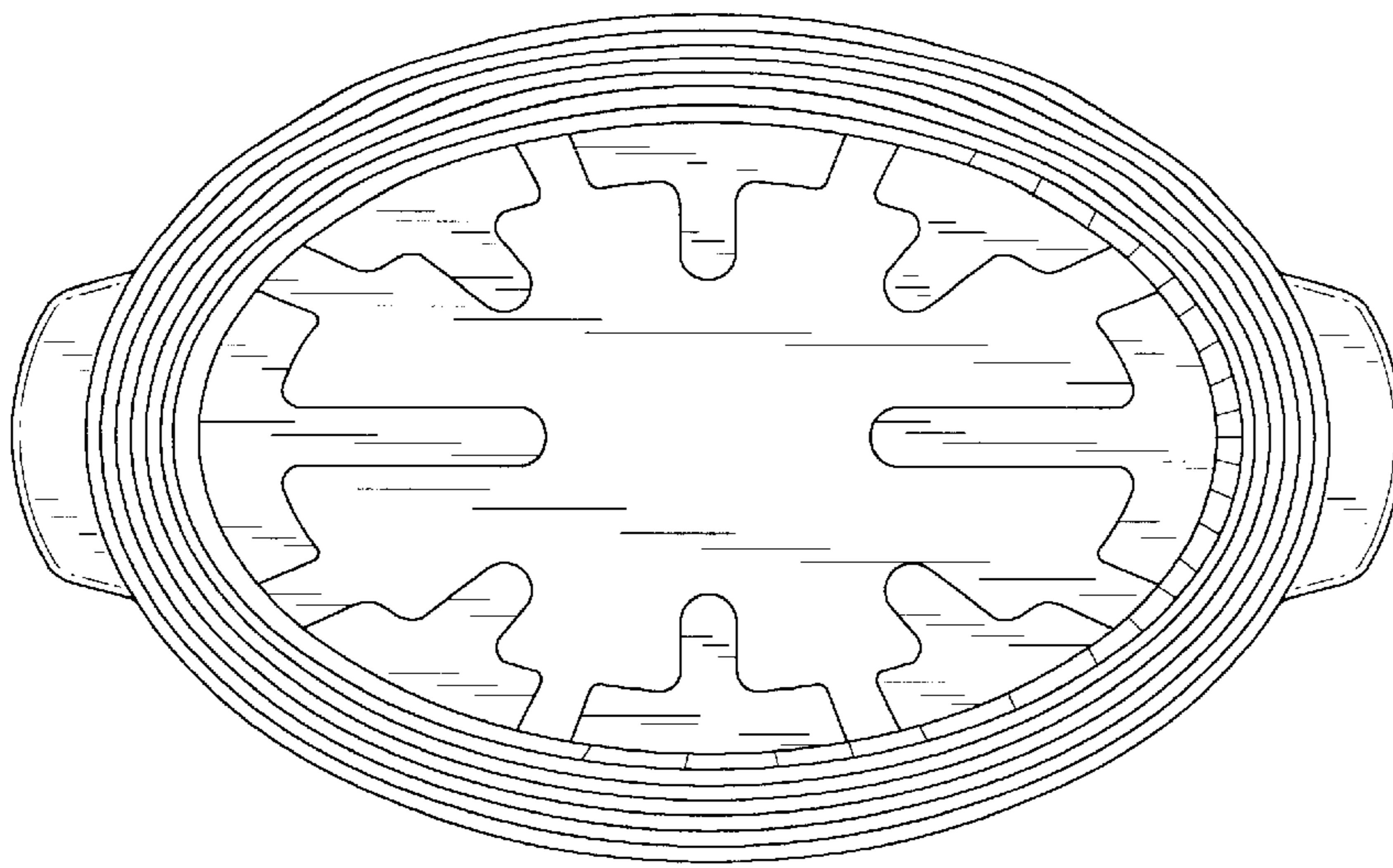


FIG. 5




FIG. 6




FIG. 7

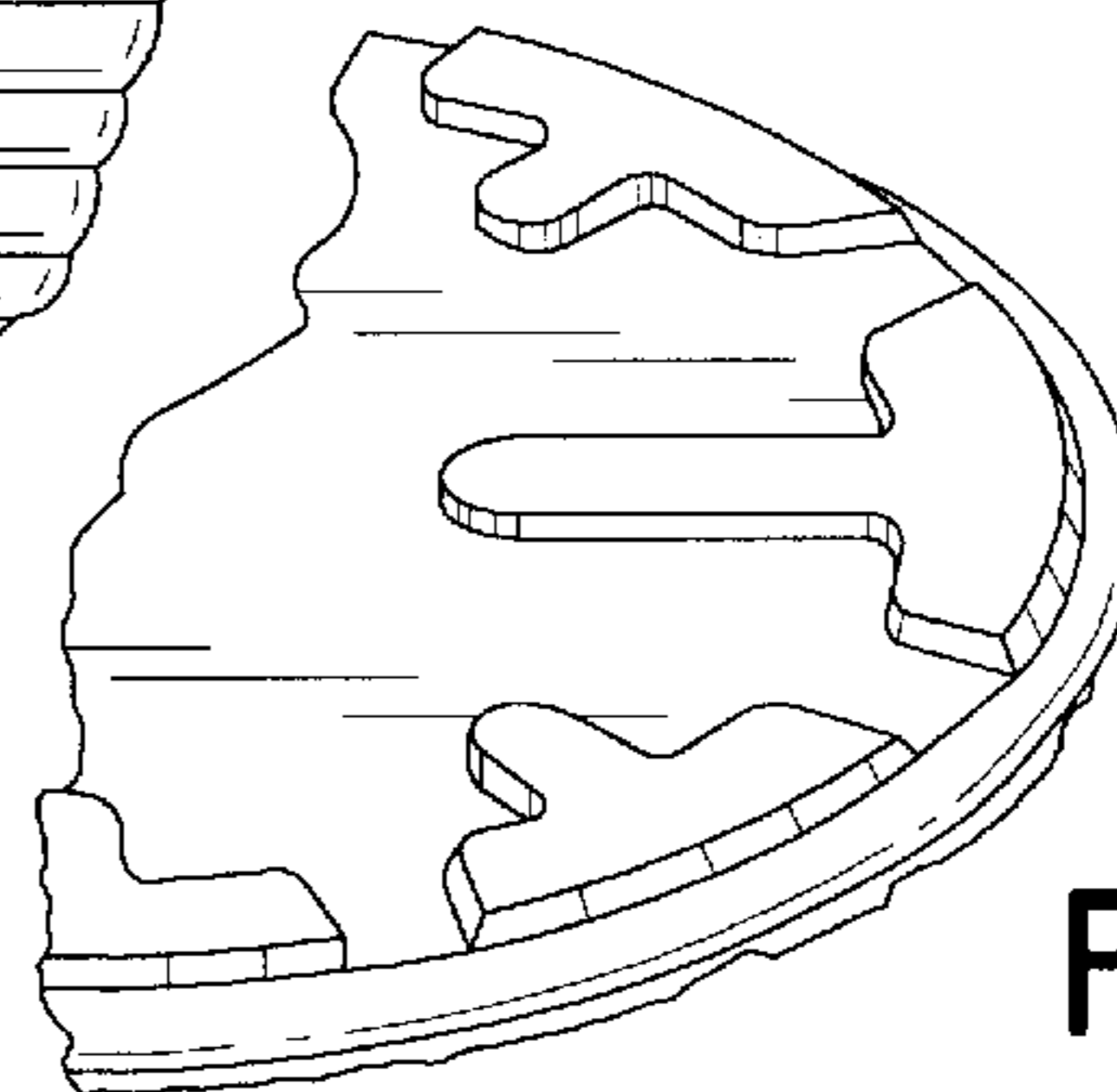


FIG. 9

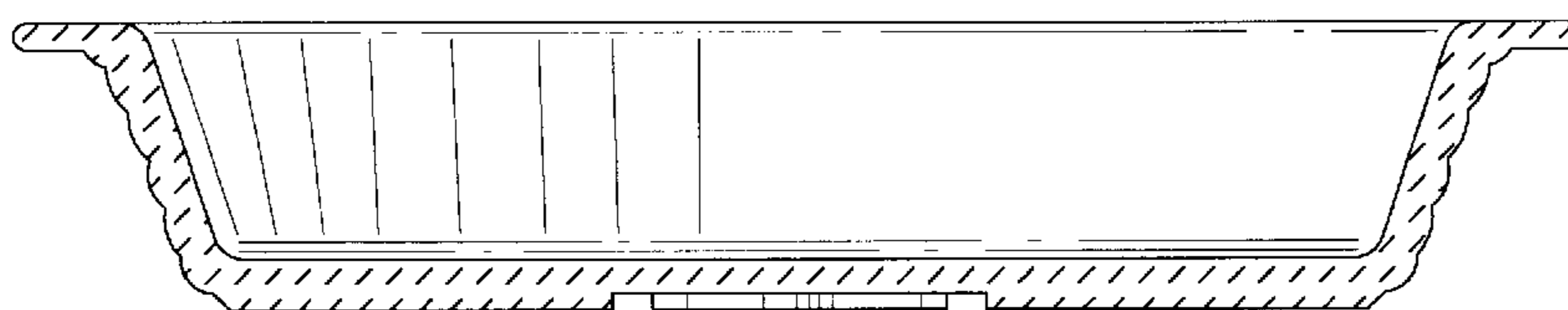


FIG. 8