



US00D483212S

(12) **United States Design Patent**  
**Trickett**

(10) **Patent No.:** **US D483,212 S**

(45) **Date of Patent:** **\*\* Dec. 9, 2003**

(54) **COVER**

(76) **Inventor:** **James R. Trickett**, 74 E. 197th St.,  
Euclid, OH (US) 44119

(\*\*) **Term:** **14 Years**

(21) **Appl. No.:** **29/174,651**

(22) **Filed:** **Jan. 22, 2003**

**Related U.S. Application Data**

(63) Continuation-in-part of application No. 10/305,757, filed on  
Nov. 26, 2002.

(51) **LOC (7) Cl.** ..... **06-13**

(52) **U.S. Cl.** ..... **D6/610**

(58) **Field of Search** ..... D6/610; D7/332,  
D7/334, 402; 135/95; 52/3, 4, 362, DIG. 14;  
99/340, 446; 126/9 R, 25 R; 312/208.3

(56) **References Cited**

**U.S. PATENT DOCUMENTS**

- 2,683,507 A \* 7/1954 Coven et al. .... 135/95
- 5,245,801 A 9/1993 Boesvert
- 5,301,705 A 4/1994 Zheng
- 5,467,794 A 11/1995 Zheng
- 5,579,799 A 12/1996 Zheng
- D377,136 S 1/1997 Knuth
- 5,737,880 A 4/1998 Hayes et al.
- 5,816,954 A 10/1998 Zheng
- 5,970,661 A \* 10/1999 Bishop et al. .... 52/3 X
- 6,058,658 A 5/2000 Dunn
- 6,073,283 A 6/2000 Zheng
- 6,328,083 B1 \* 12/2001 Esterson et al. .... 150/165 X
- D461,994 S 8/2002 Hung
- D466,752 S \* 12/2002 Rowe et al. .... D6/610

- 6,506,471 B2 \* 1/2003 Doppelt ..... 150/165 X
- 2002/0179211 A1 \* 12/2002 Neal et al. .... 150/154

**OTHER PUBLICATIONS**

Outdoor Innovations Ltd. QUICKDRAW Self-Erecting  
Tents, Beach Comber Designed for Backpacking brochure.  
Glastic Corporation, Engineering Solutions, "Find Out How  
Glastic's Other Fiberglass-Reinforced Polyester Solutions  
Can Help You" brochure, 1998.  
Playhut Hide Away™ Play Structure instructions, 1999.

\* cited by examiner

*Primary Examiner*—Louis S. Zarfes

*Assistant Examiner*—Monica A. Weingart

(74) *Attorney, Agent, or Firm*—Fay, Sharpe, Fagan,  
Minnich & McKee, LLP

(57) **CLAIM**

The ornamental design for a cover, as shown and described.

**DESCRIPTION**

FIG. 1 is a perspective view of a cover showing my design  
(features illustrated in FIG. 1 using broken lines are shown  
for illustrative purposes only and form no part of the claimed  
design);

FIG. 2 is a front elevational view of my cover design (the  
rear elevational view is a mirror image);

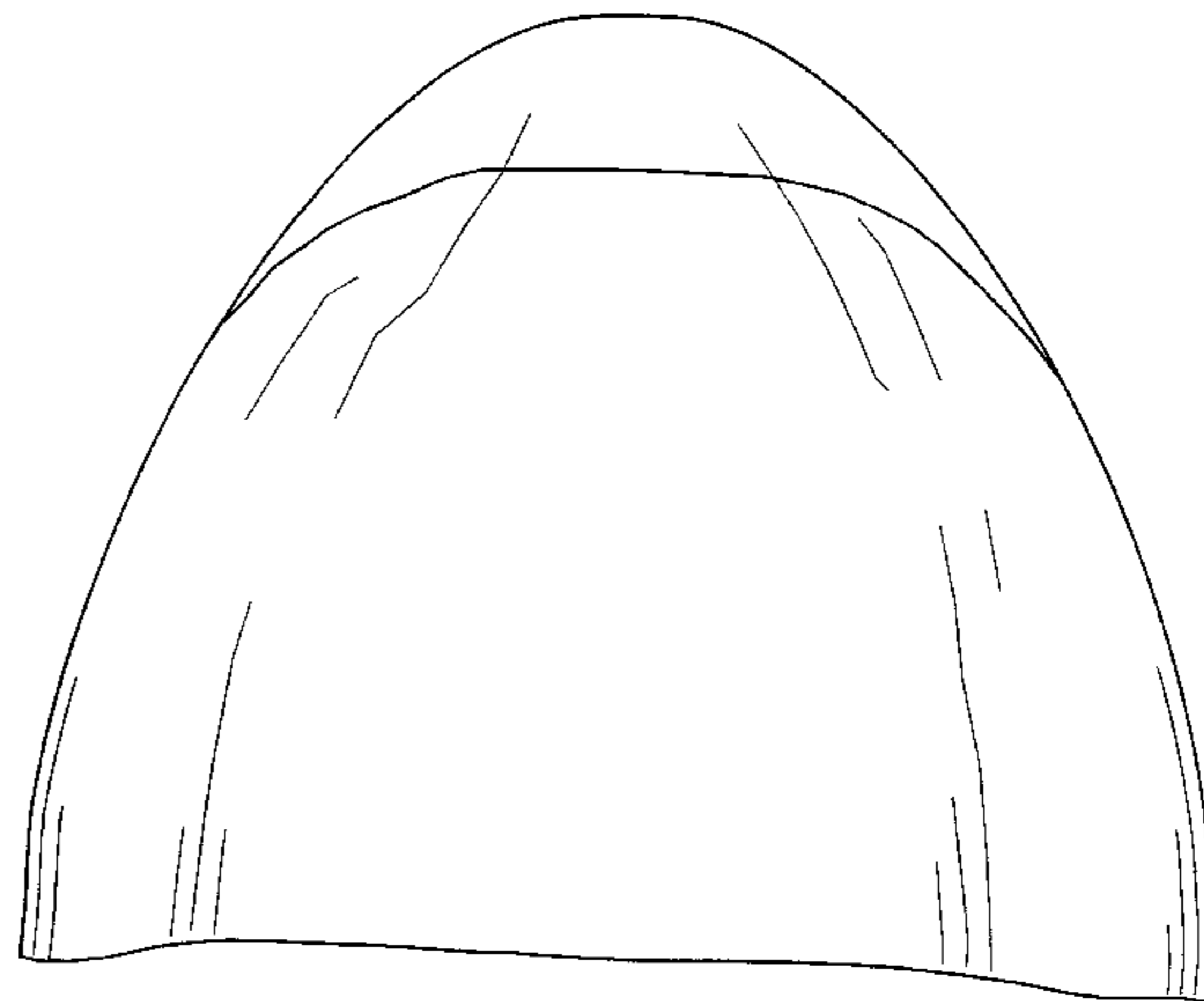
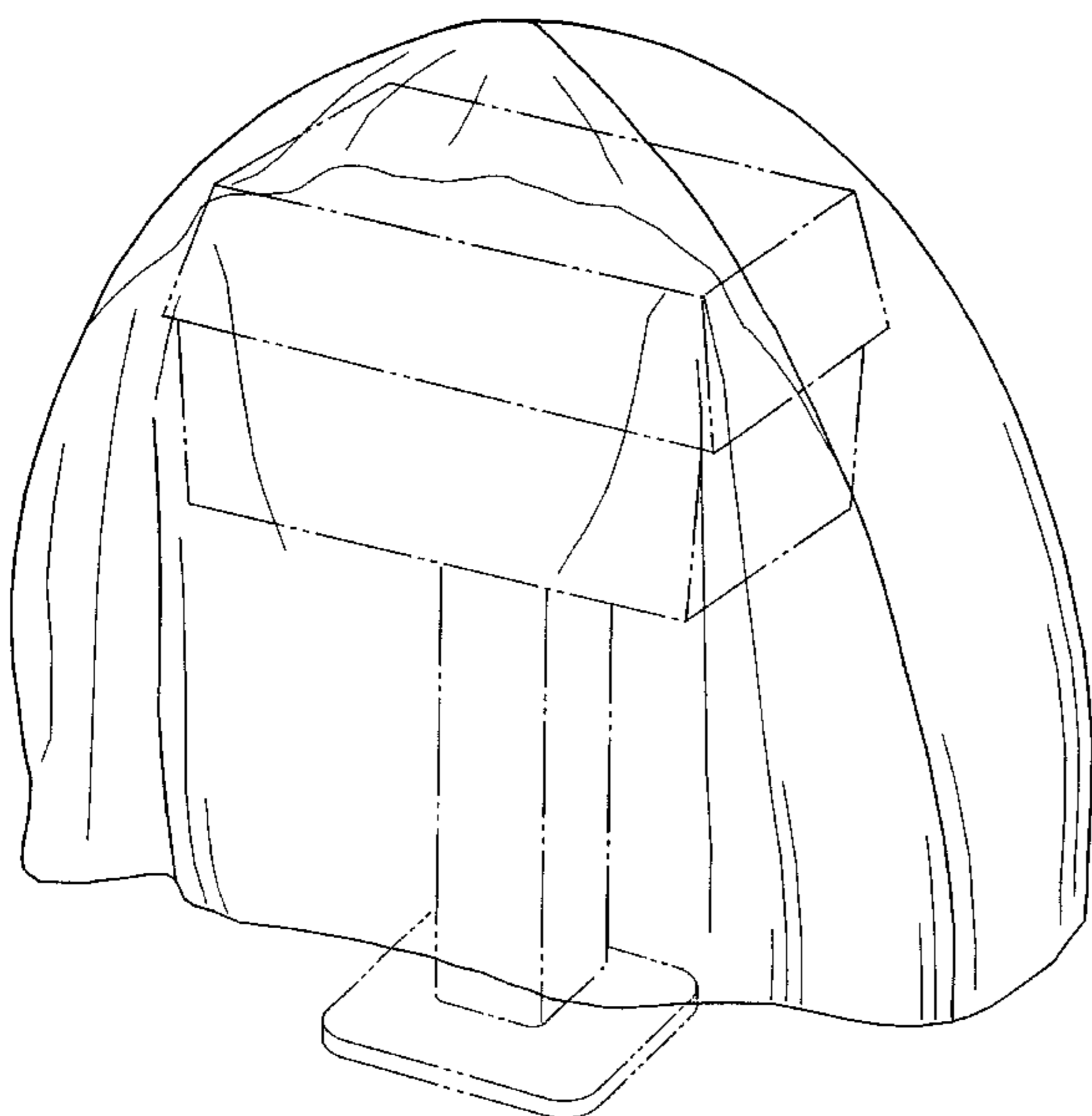
FIG. 3 is a right side elevational view of my cover design  
(the left side elevational view is a mirror image);

FIG. 4 is a top plan view of my cover design; and,

FIG. 5 is a bottom plan view of my cover design.

The broken line showing, in FIG. 1, is to illustrate a grill  
under an opaque cover.

**1 Claim, 3 Drawing Sheets**



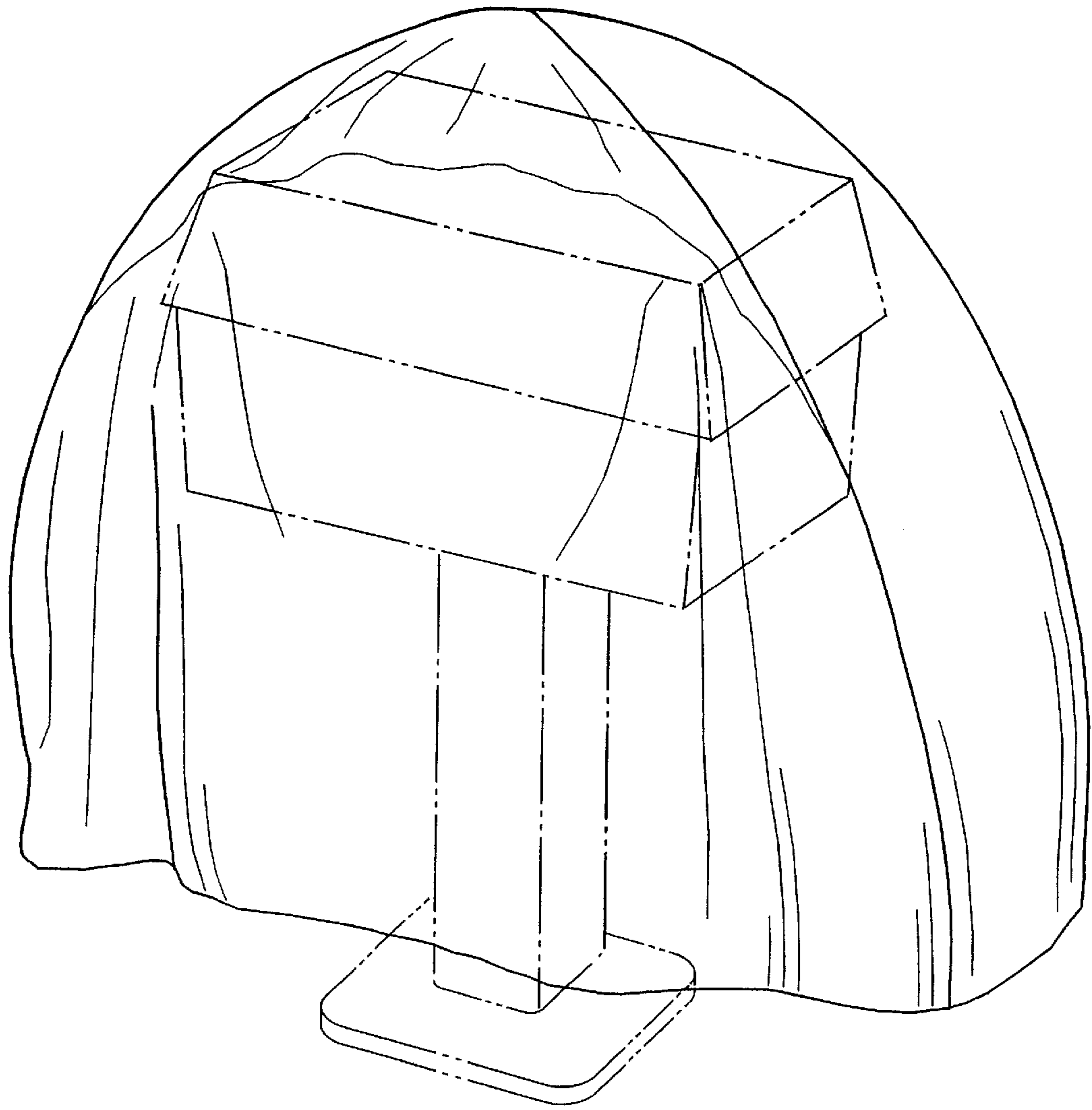


FIG. 1

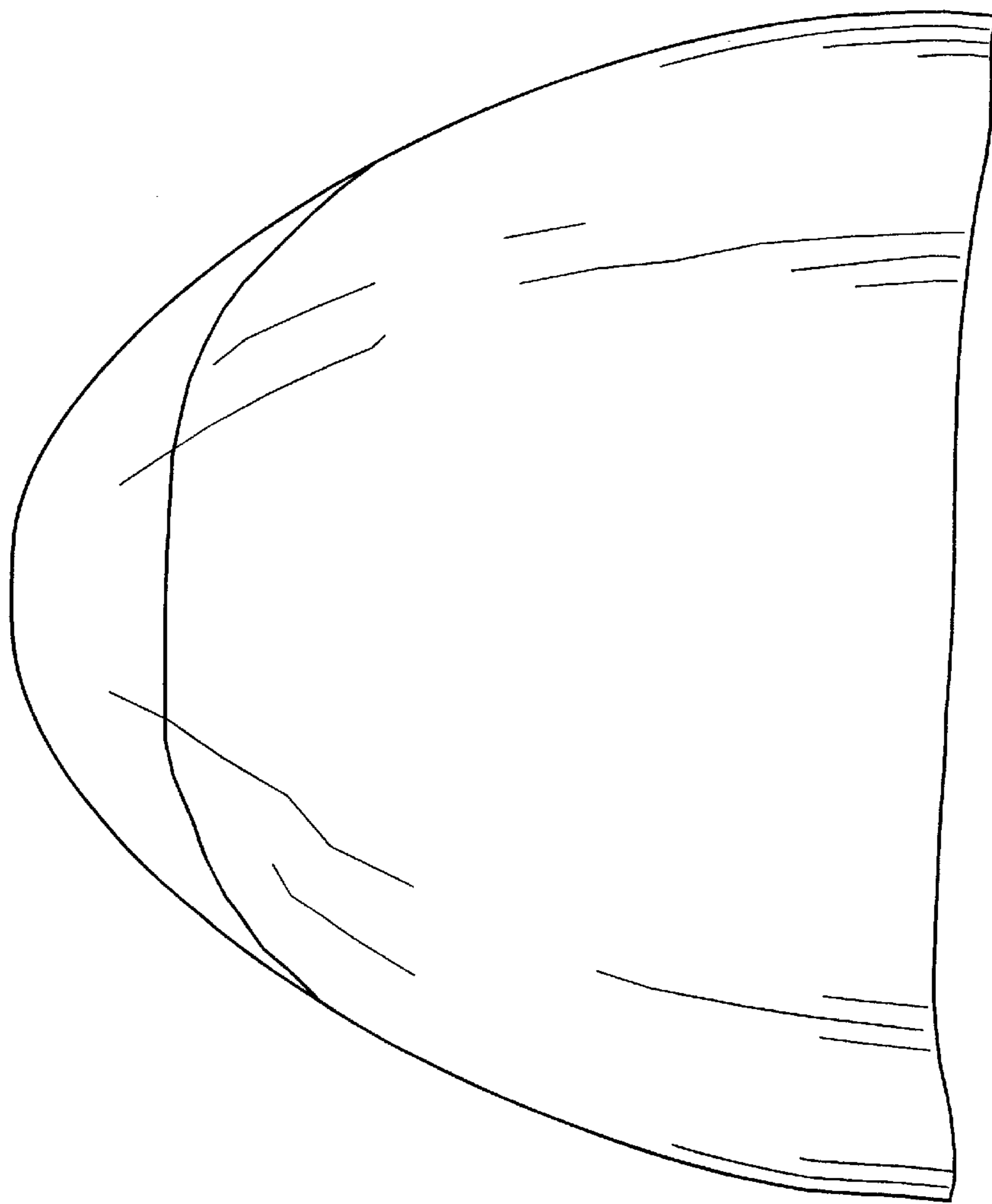


FIG. 2

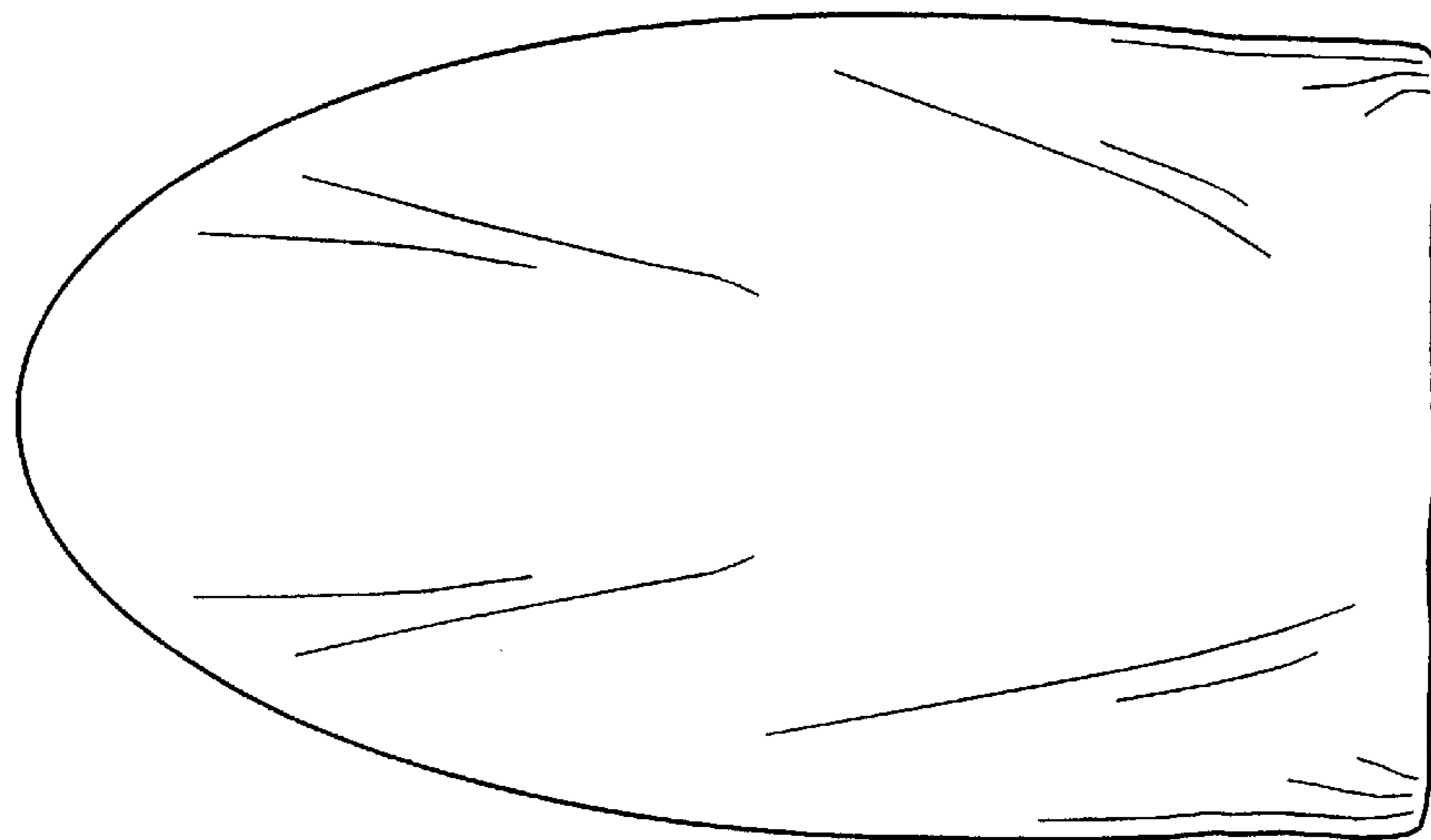


FIG. 3

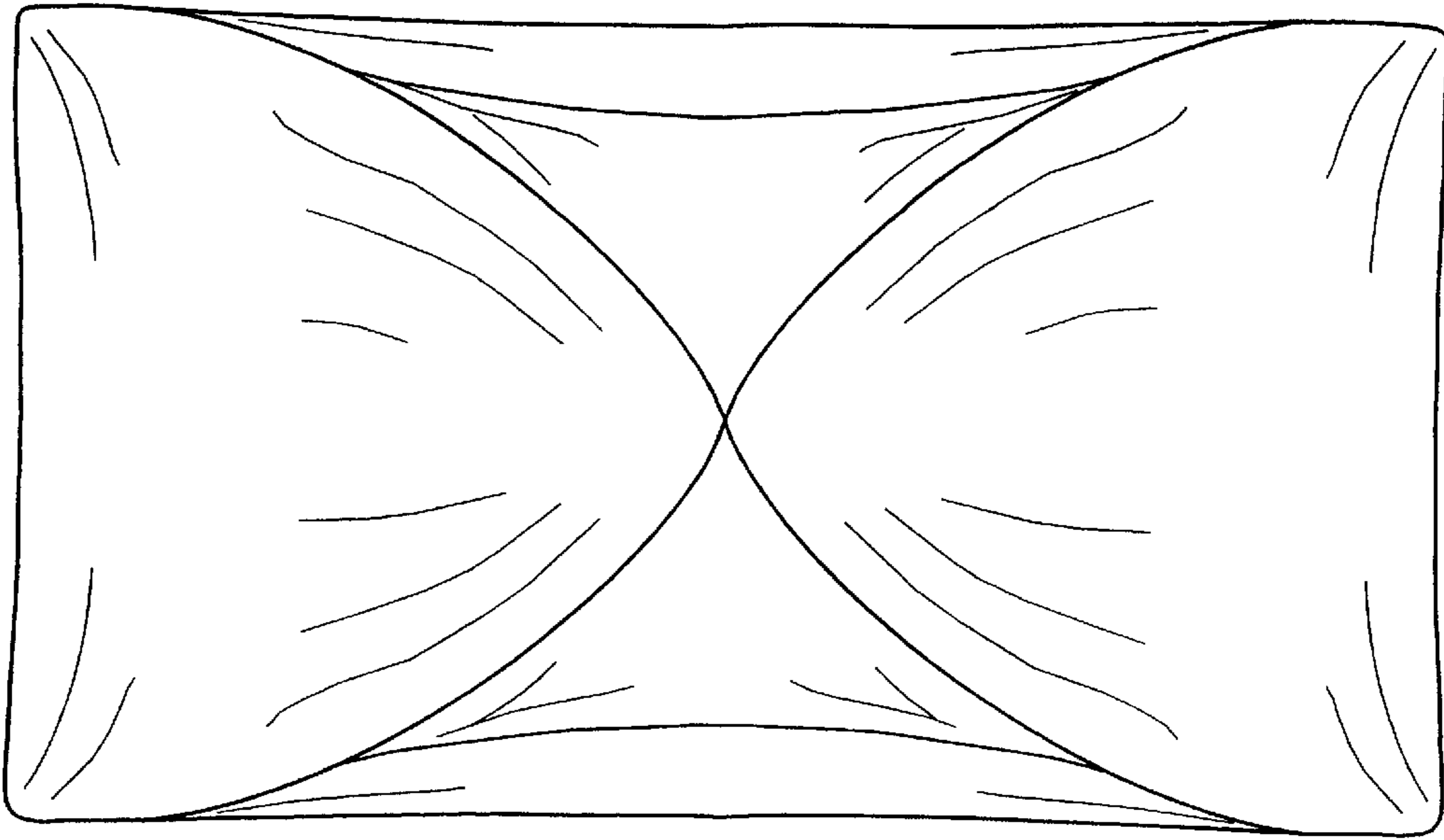


FIG. 4

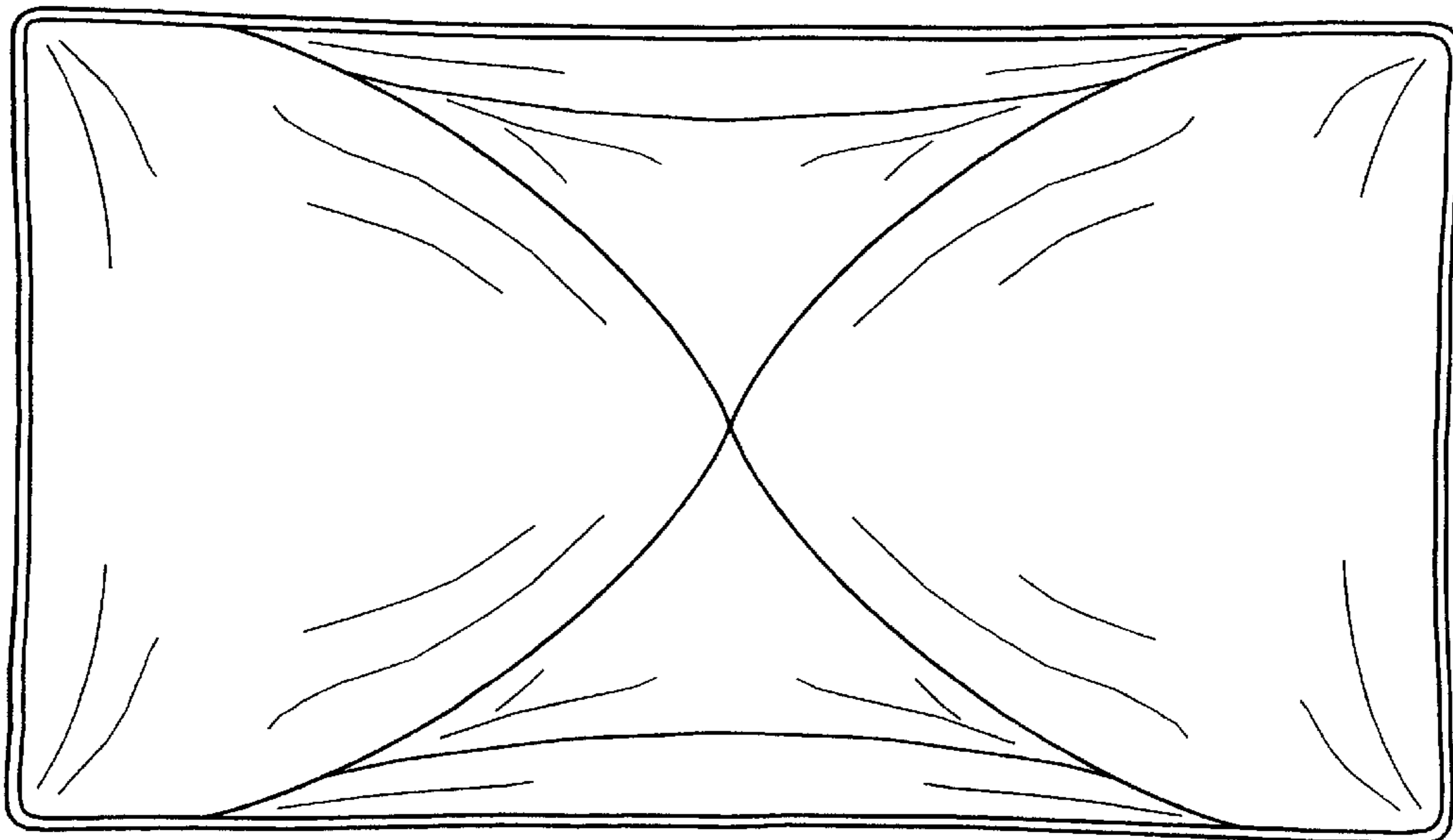


FIG. 5