



US00D483209S

(12) **United States Design Patent**
Bernadou

(10) **Patent No.:** **US D483,209 S**

(45) **Date of Patent:** **** Dec. 9, 2003**

(54) **STORAGE CABINET FOR BOTTLES**

(76) Inventor: **Paul A. Bernadou**, 618 California St.,
Huntington Beach, CA (US) 92648

(**) Term: **14 Years**

(21) Appl. No.: **29/176,362**

(22) Filed: **Feb. 24, 2003**

(51) **LOC (7) Cl.** **06-04**

(52) **U.S. Cl.** **D6/559**

(58) **Field of Search** D6/553, 559, 560-561,
D6/329, 396, 432, 436-439, 444-446, 448;
312/209, 224-225, 234, 242, 245; 206/320,
823

(56) **References Cited**

U.S. PATENT DOCUMENTS

2,166,430	A	*	7/1939	Green	312/242	X
D251,166	S	*	2/1979	McIntosh	D6/560	
D276,392	S	*	11/1984	Palka	D6/561	
4,592,604	A	*	6/1986	Wilke	312/245	
5,267,786	A	*	12/1993	Aisley	312/224	

* cited by examiner

Primary Examiner—Brian N. Vinson

(74) *Attorney, Agent, or Firm*—Morland C. Fischer

(57) **CLAIM**

The ornamental design for a storage cabinet for bottles, as shown and described.

DESCRIPTION

FIG. 1 is a perspective view showing the front, top, and right side of a storage cabinet for bottles which forms my new design;

FIG. 2 is a front elevation thereof, the broken lines showing a pair of bottles being for illustrative purposes only and forming no part of my design;

FIG. 3 is a left side elevational view thereof;

FIG. 4 is a rear elevational view thereof;

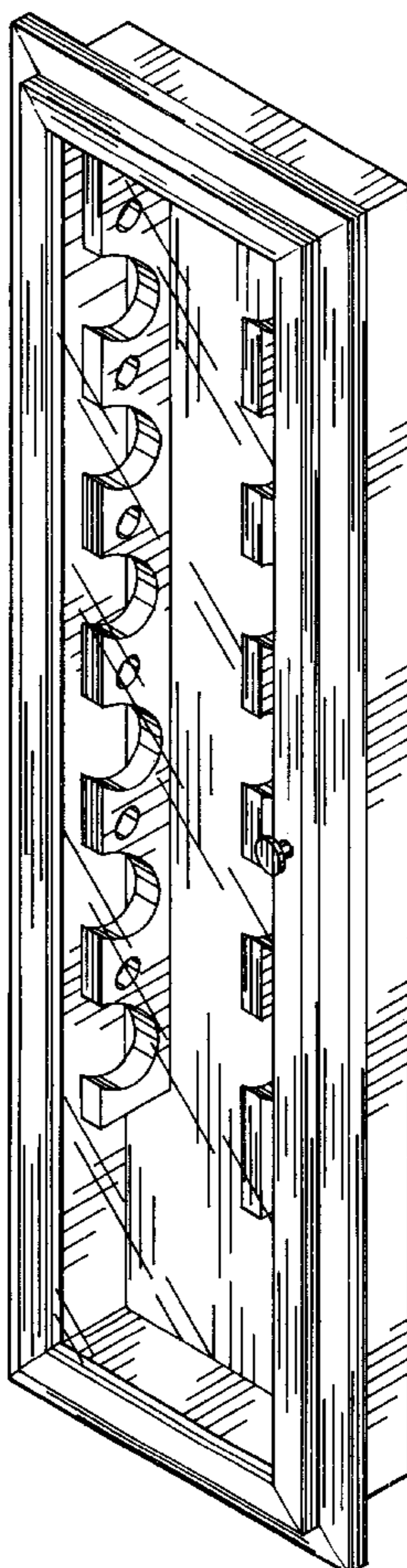
FIG. 5 is a right side elevational view thereof;

FIG. 6 is a top plan view thereof;

FIG. 7 is a bottom plan view thereof; and,

FIG. 8 is a cross section thereof taken along lines 8—8 of FIG. 2.

1 Claim, 4 Drawing Sheets



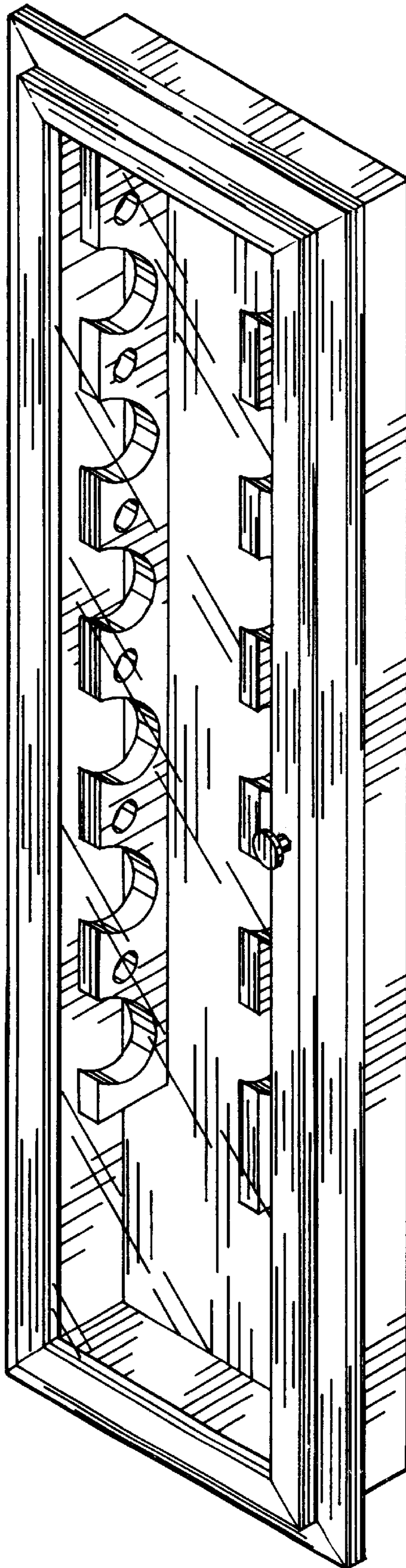


FIG. 1

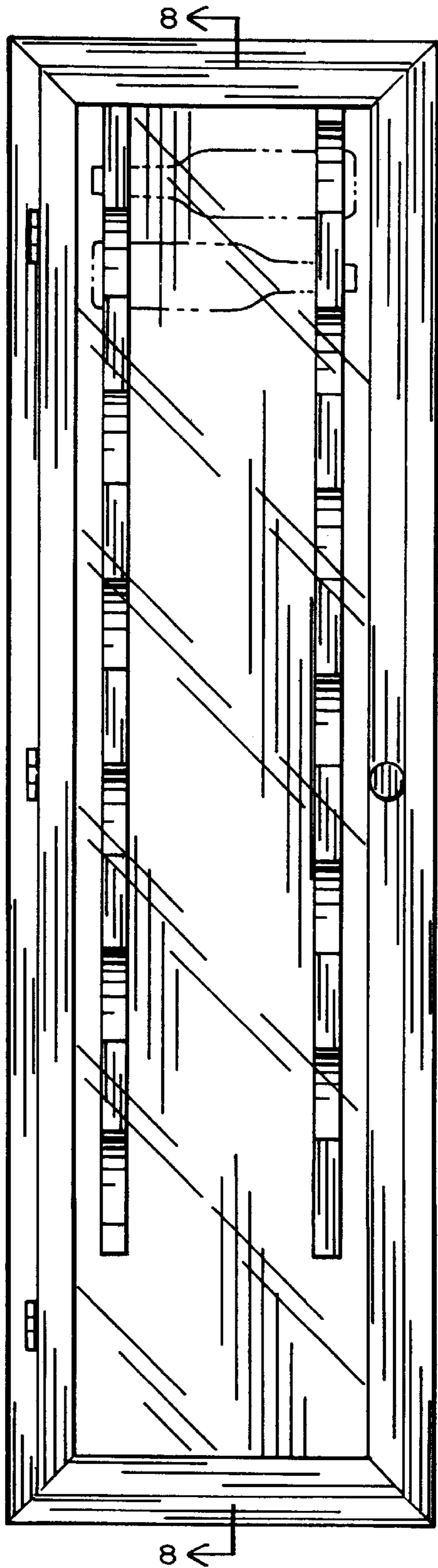


FIG. 2

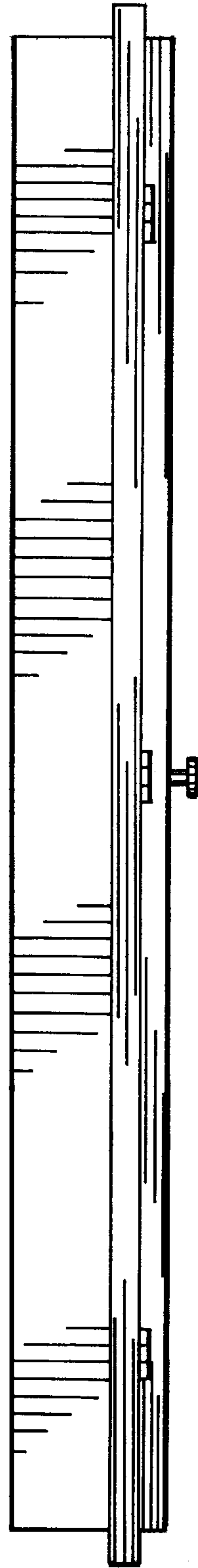


FIG. 3

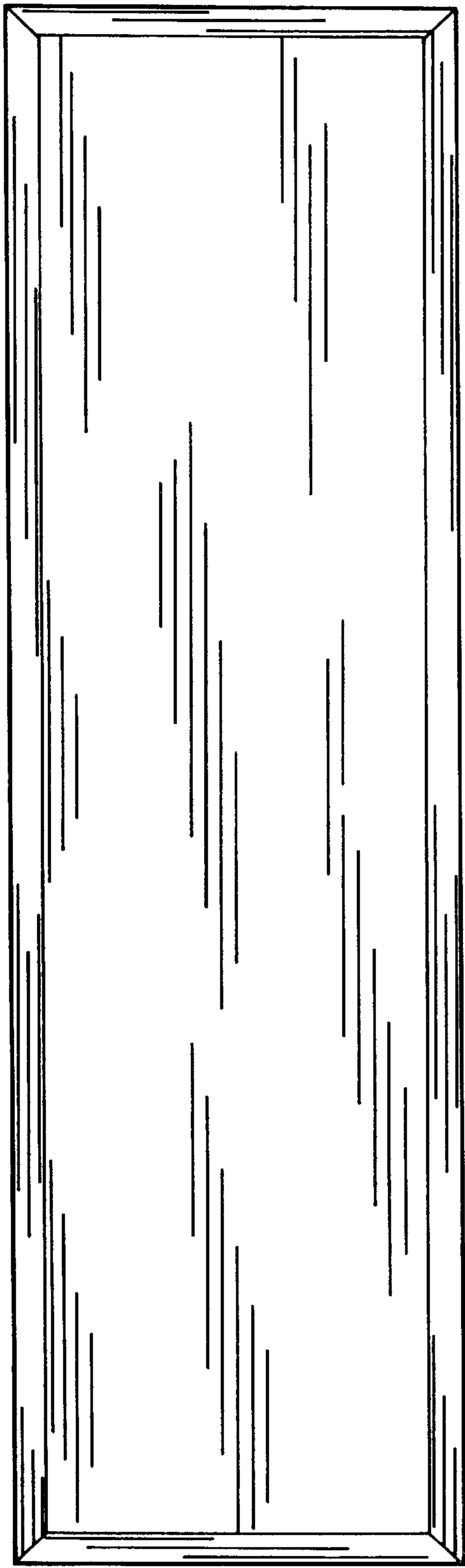


FIG. 4

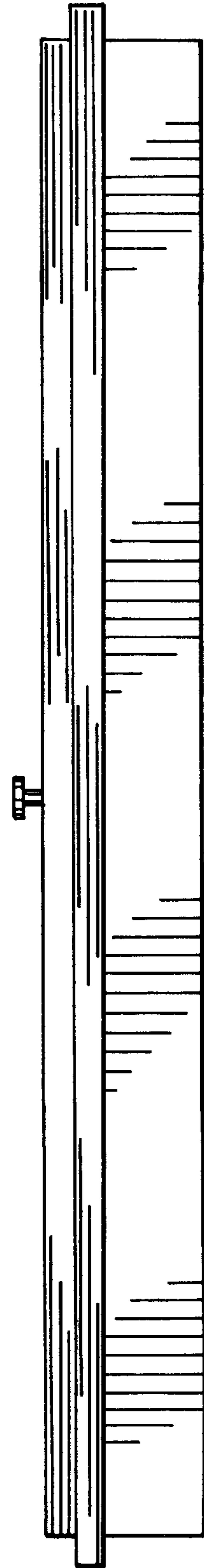


FIG. 5



FIG. 8

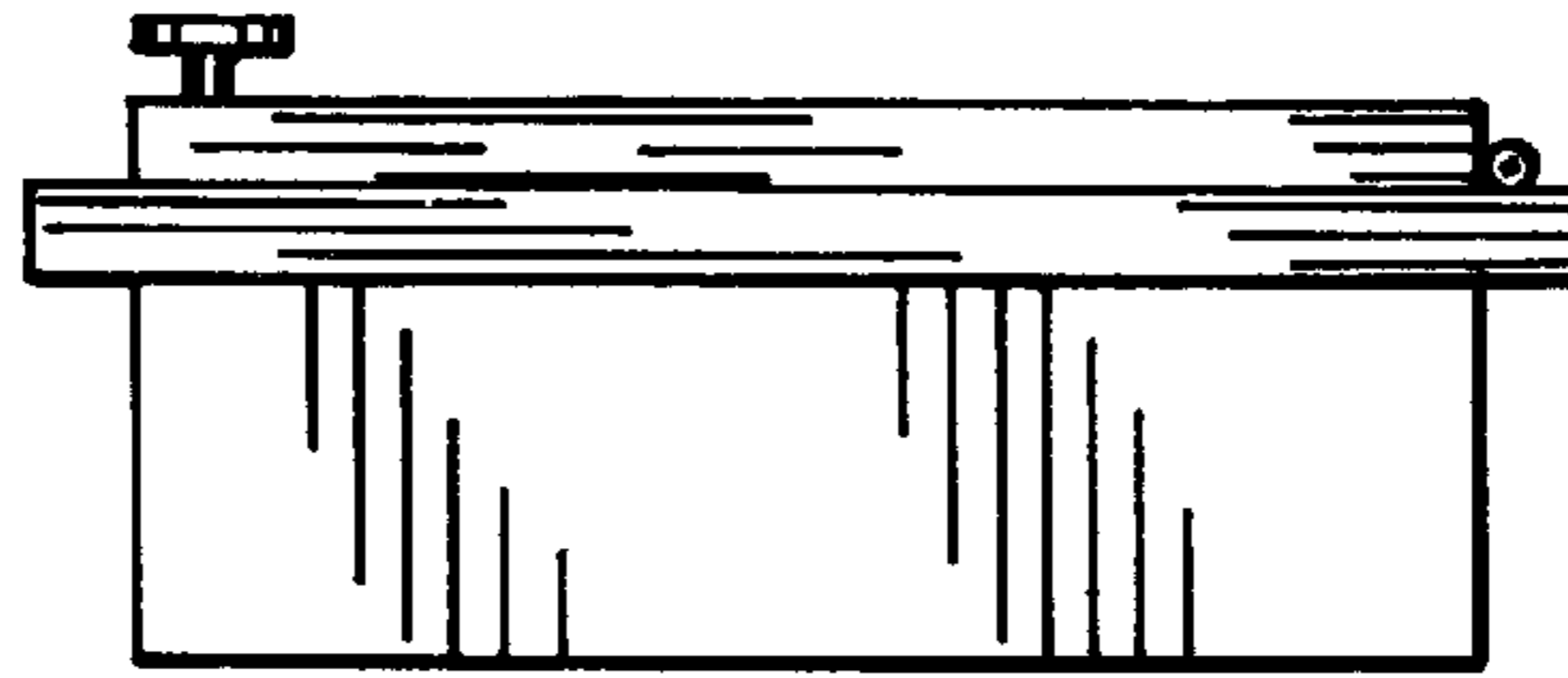


FIG. 6



FIG. 7