



US00D483198S

(12) **United States Design Patent**  
**Davies**

(10) **Patent No.:** **US D483,198 S**

(45) **Date of Patent:** **\*\* Dec. 9, 2003**

(54) **PLANT STAND**

(76) **Inventor:** **Robert J. Davies**, 15905 Snodgrass Rd., Wamego, KS (US) 66547-9328

(\*\*) **Term:** **14 Years**

(21) **Appl. No.:** **29/159,977**

(22) **Filed:** **May 2, 2002**

(51) **LOC (7) Cl.** ..... **06-99**

(52) **U.S. Cl.** ..... **D6/403**

(58) **Field of Search** ..... D6/403, 404, 405, D6/556-558; D7/403, 704; D11/143, 144, 148, 152, 153, 154; 47/39, 41.01, 44, 47, 65.5, 67; 206/423; 211/106, 85.23, 85.31; 248/27.8, 127

(56) **References Cited**

**U.S. PATENT DOCUMENTS**

D186,454 S	*	10/1959	Everhard	.....	D6/403
D285,754 S	*	9/1986	Beaty	.....	D6/403
D415,366 S	*	10/1999	Walters-Dowding et al.		D6/403

\* cited by examiner

*Primary Examiner*—Doris V. Coles

*Assistant Examiner*—Mimosa De

(74) *Attorney, Agent, or Firm*—Shook, Hardy & Bacon L.L.P.

(57) **CLAIM**

The ornamental design for a plant stand, as shown and described.

**DESCRIPTION**

FIG. 1 is a front perspective view of a plant stand according to the present invention;

FIG. 2 is a front elevational view thereof;

FIG. 3 is a side elevational view thereof, the opposite side being a mirror image thereof;

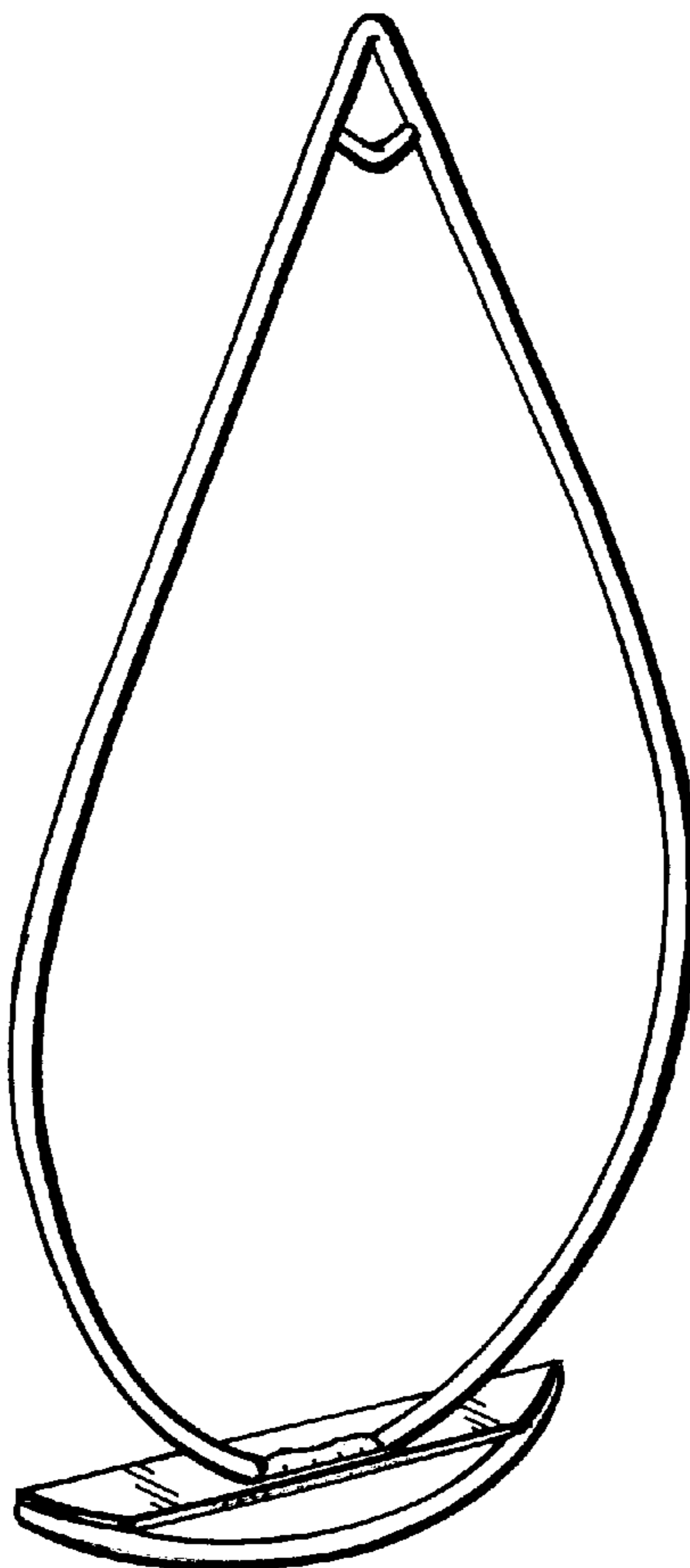
FIG. 4 rear elevational view thereof;

FIG. 5 is a top plan view thereof; and,

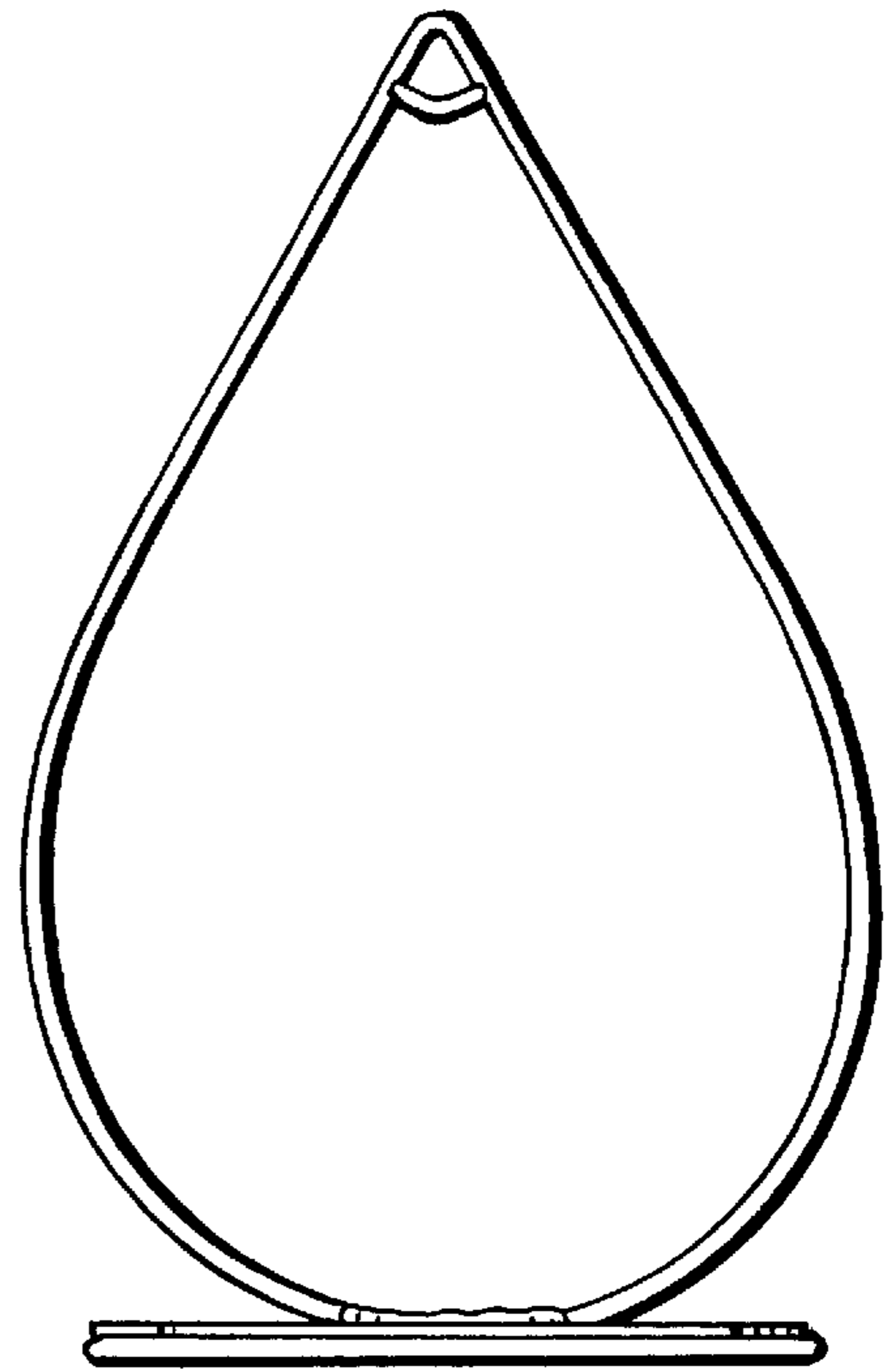
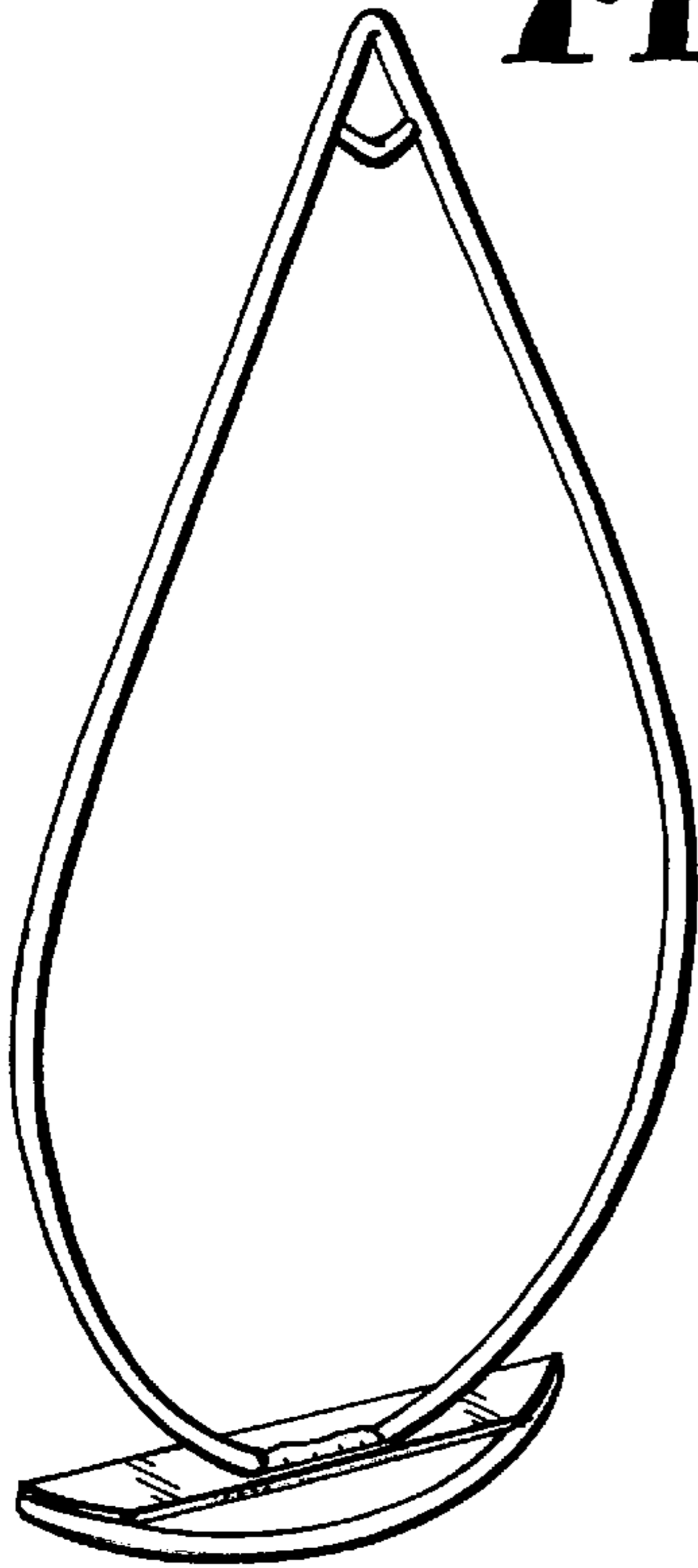
FIG. 6 is a bottom plan view thereof.

The broken lines in FIG. 3 are for illustrative purposes only and form no part of the claimed invention.


**1 Claim, 1 Drawing Sheet**



**FIG. 1.**

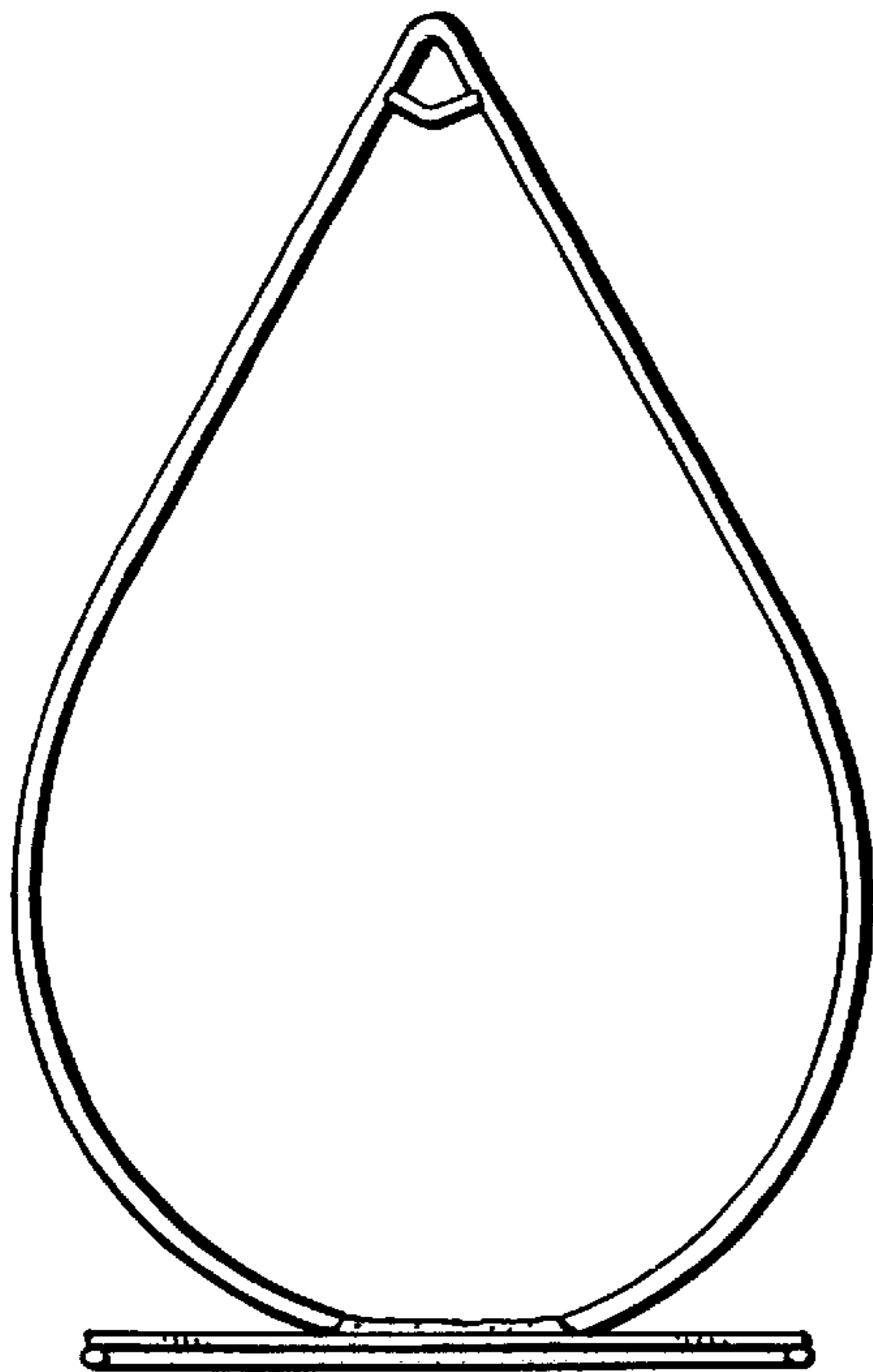


**FIG. 2.**

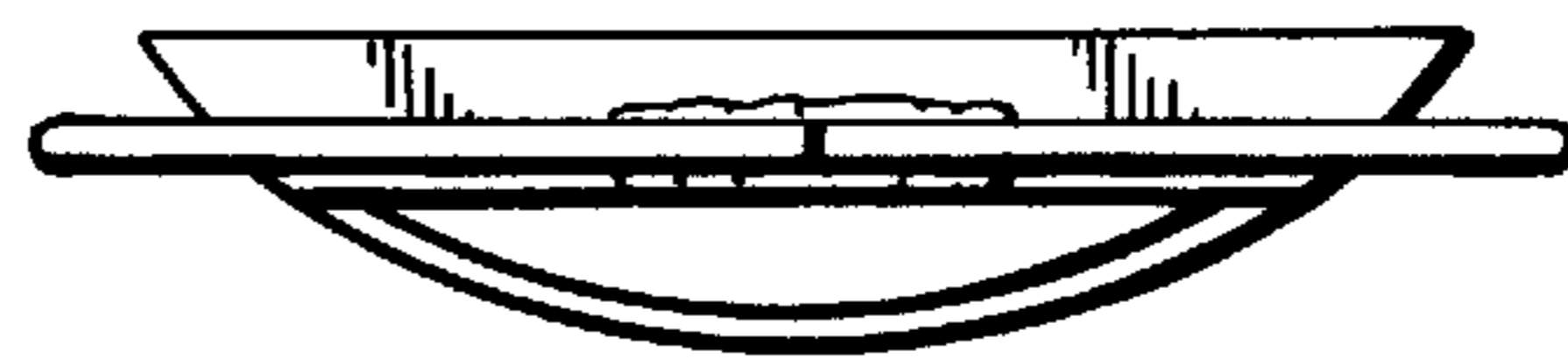


**FIG. 3.**

**FIG. 4.**



**FIG. 5.**



**FIG. 6.**

