



US00D483194S

(12) **United States Design Patent**  
**Plant et al.**

(10) **Patent No.:** **US D483,194 S**

(45) **Date of Patent:** **\*\* Dec. 9, 2003**

(54) **SEATING UNIT**

(75) Inventors: **Russell Plant**, London (GB); **Ronald G. Bilodeau**, Arundel, ME (US)

(73) Assignee: **Hussey Seating Company**, ME (US)

(\*\*) Term: **14 Years**

(21) Appl. No.: **29/172,201**

(22) Filed: **Dec. 9, 2002**

(51) **LOC (7) Cl.** ..... **06-01**

(52) **U.S. Cl.** ..... **D6/368**

(58) **Field of Search** ..... D6/334, 335, 336,  
D6/368, 374, 375, 376, 379, 381, 500-502;  
297/311, 331, 335, 344.22, 354.1, 232

(56) **References Cited**

**U.S. PATENT DOCUMENTS**

|          |   |   |         |            |       |            |
|----------|---|---|---------|------------|-------|------------|
| 775,879  | A | * | 11/1904 | Wiersching | ..... | 297/344.22 |
| D216,305 | S | * | 12/1969 | Gazit      | ..... | D6/368     |
| D226,058 | S | * | 1/1973  | Woods      | ..... | D6/368     |
| D228,104 | S | * | 8/1973  | Blodee     | ..... | D6/368     |
| D347,947 | S | * | 6/1994  | Donnelly   | ..... | D6/368     |
| D357,130 | S | * | 4/1995  | Schultz    | ..... | D6/366     |

|          |   |   |        |          |       |        |
|----------|---|---|--------|----------|-------|--------|
| D370,791 | S | * | 6/1996 | Yamazaki | ..... | D6/368 |
| D441,972 | S | * | 5/2001 | Mitjans  | ..... | D6/368 |
| D446,035 | S | * | 8/2001 | Haney    | ..... | D6/368 |
| D447,642 | S | * | 9/2001 | Kimura   | ..... | D6/368 |

\* cited by examiner

*Primary Examiner*—Doris V. Coles

*Assistant Examiner*—Mimosa De

(74) *Attorney, Agent, or Firm*—Burns, Doane, Swecker & Mathis, L.L.P.

(57) **CLAIM**

The ornamental design for a seating unit, as shown and described.

**DESCRIPTION**

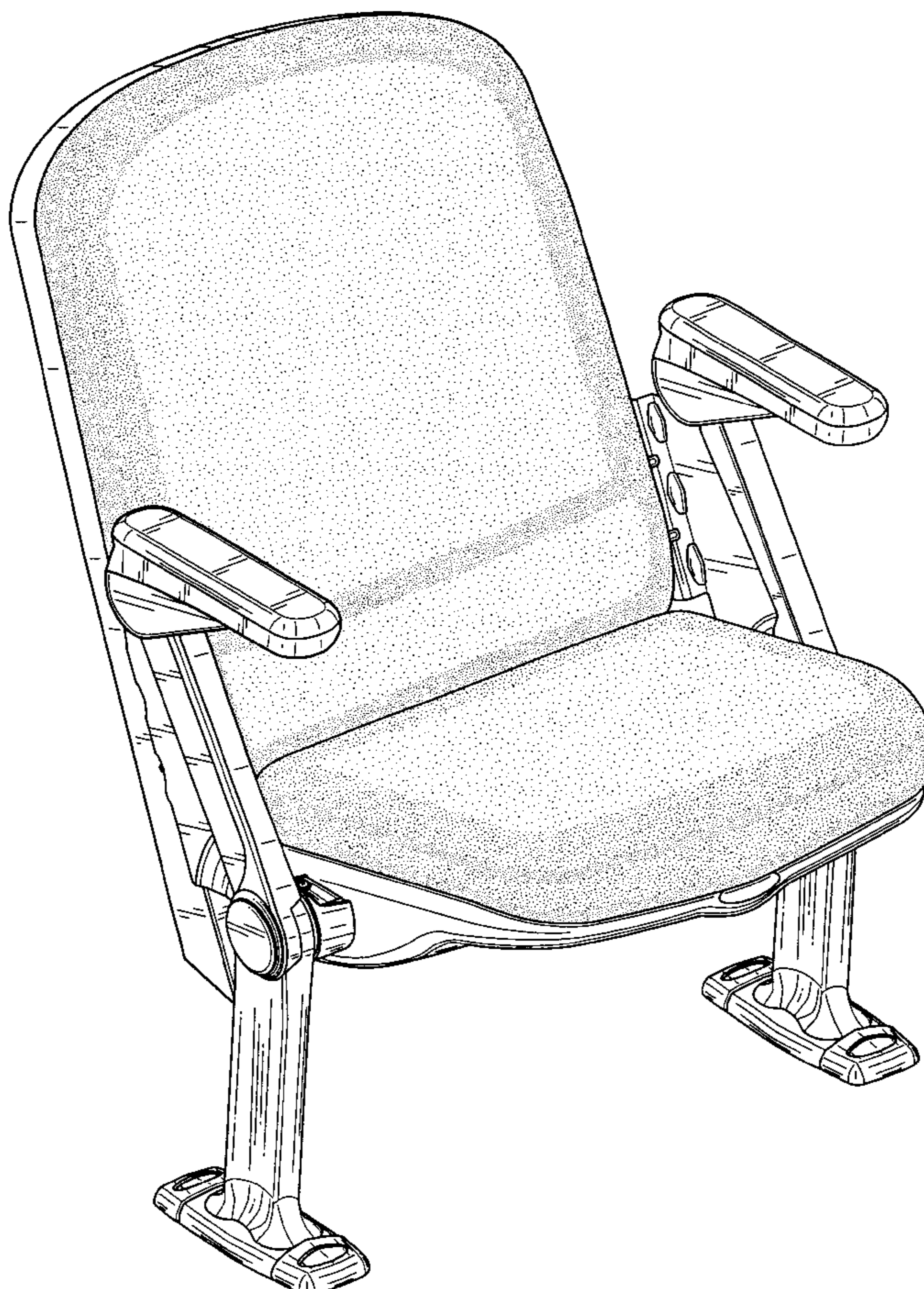
FIG. 1 is a front perspective view of a seating unit showing my new design;

FIG. 2 is a right side view of the seating unit, the left side view of the seating unit being a mirror image of the right side view;

FIG. 3 is a top view of the seating unit;

FIG. 4 is a front elevational view of the seating unit; and, FIG. 5 is a rear view of the seating unit.

**1 Claim, 5 Drawing Sheets**



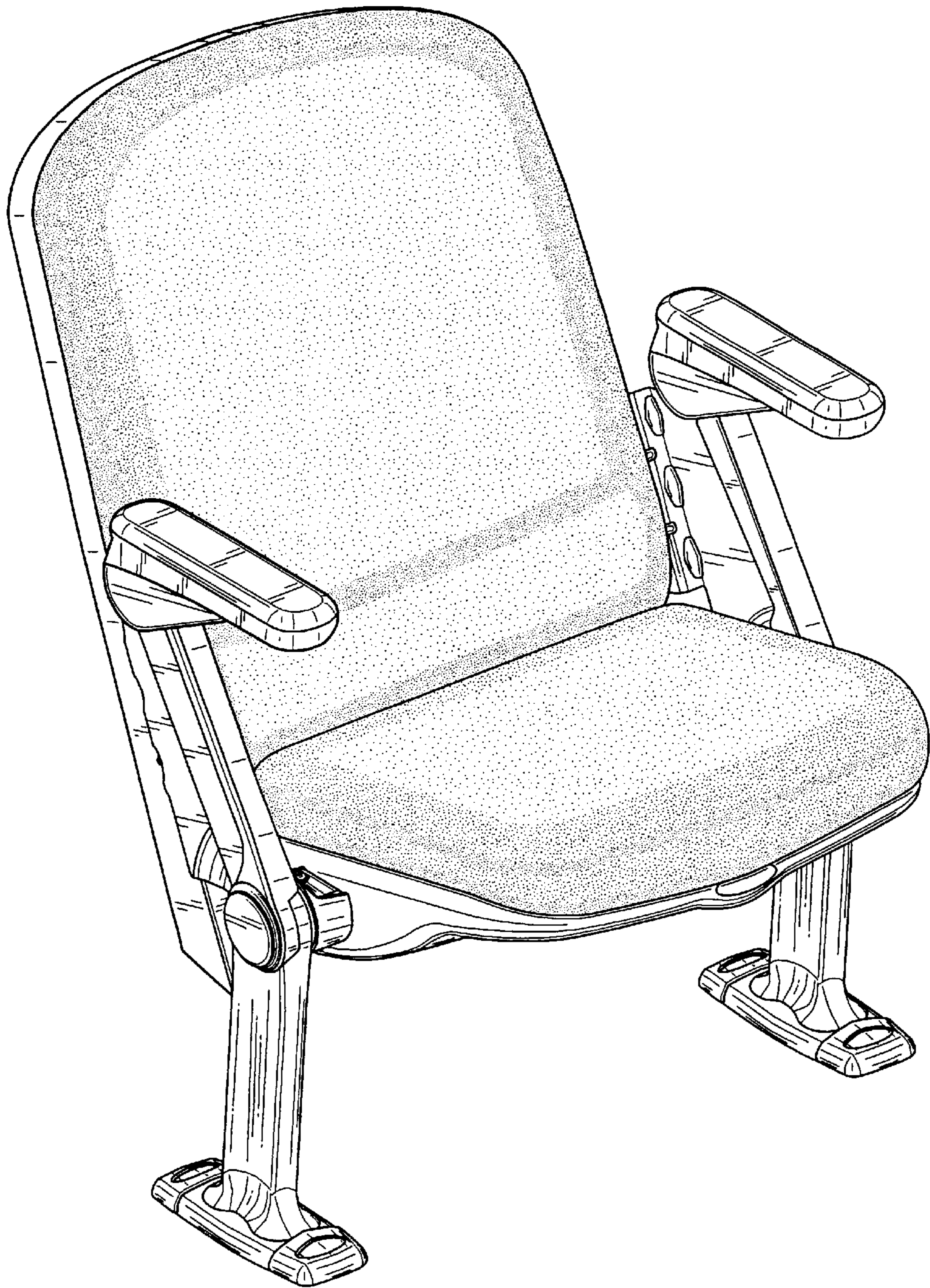


FIG. 1

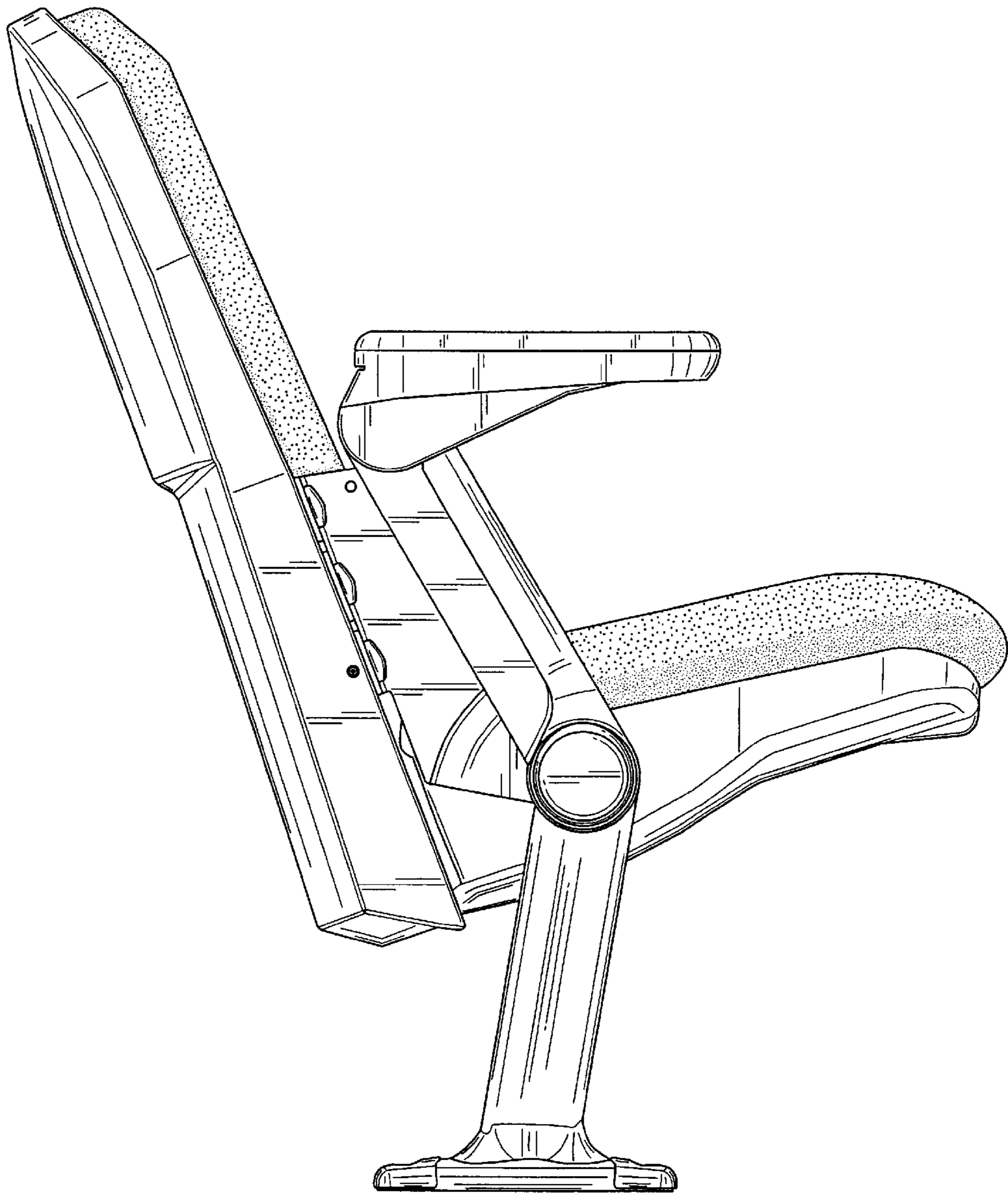


FIG. 2

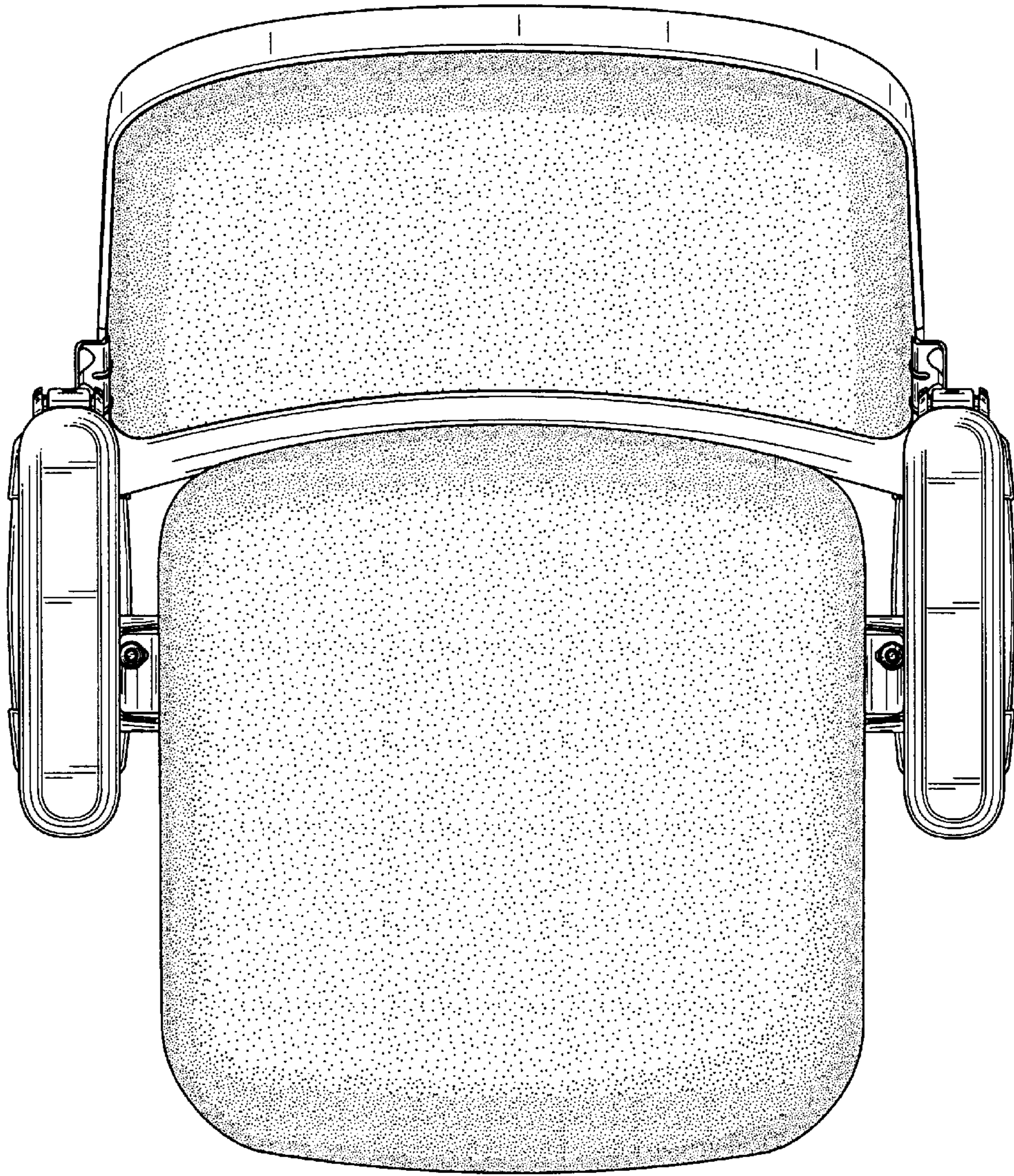


FIG. 3

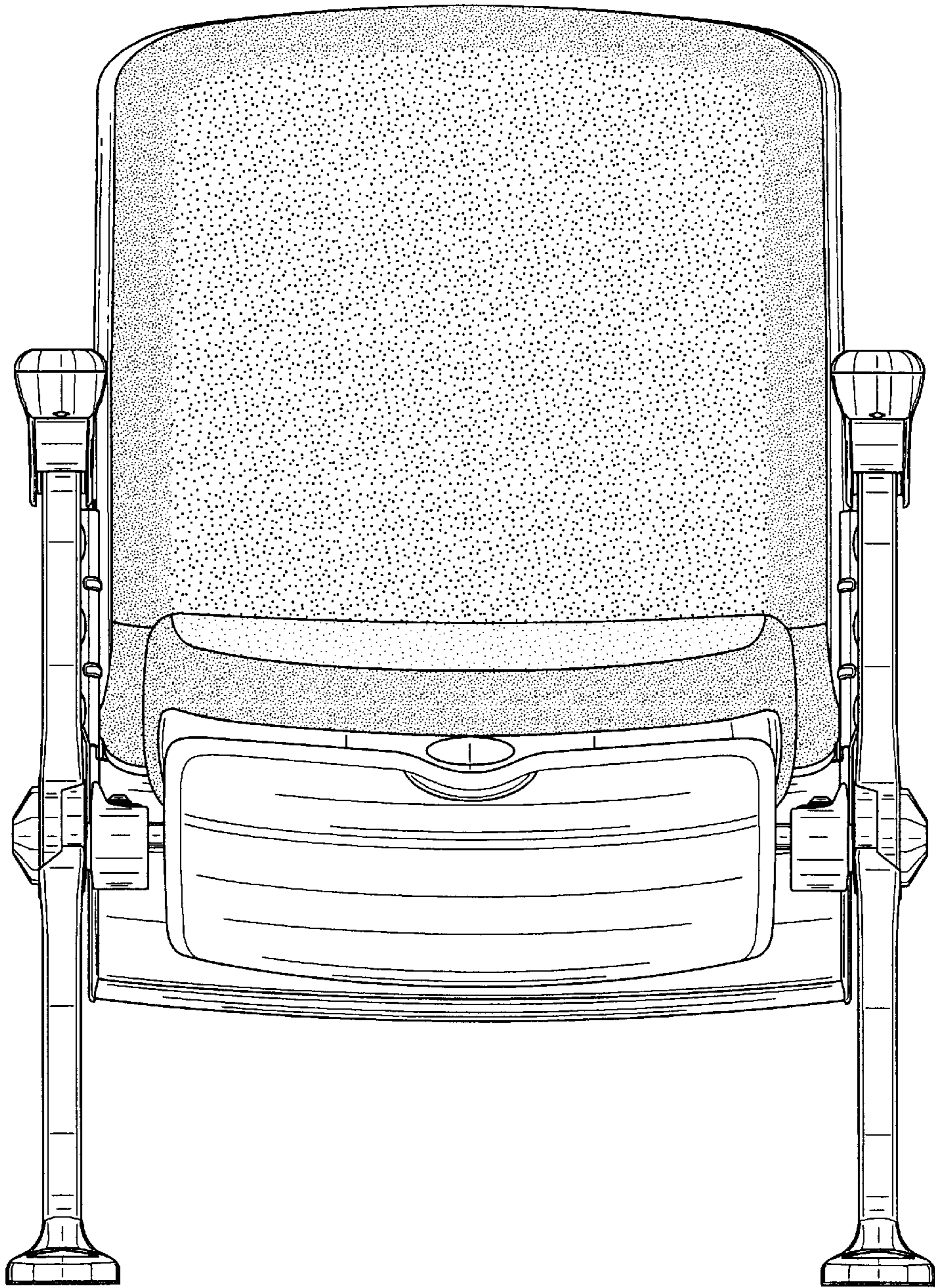


FIG. 4

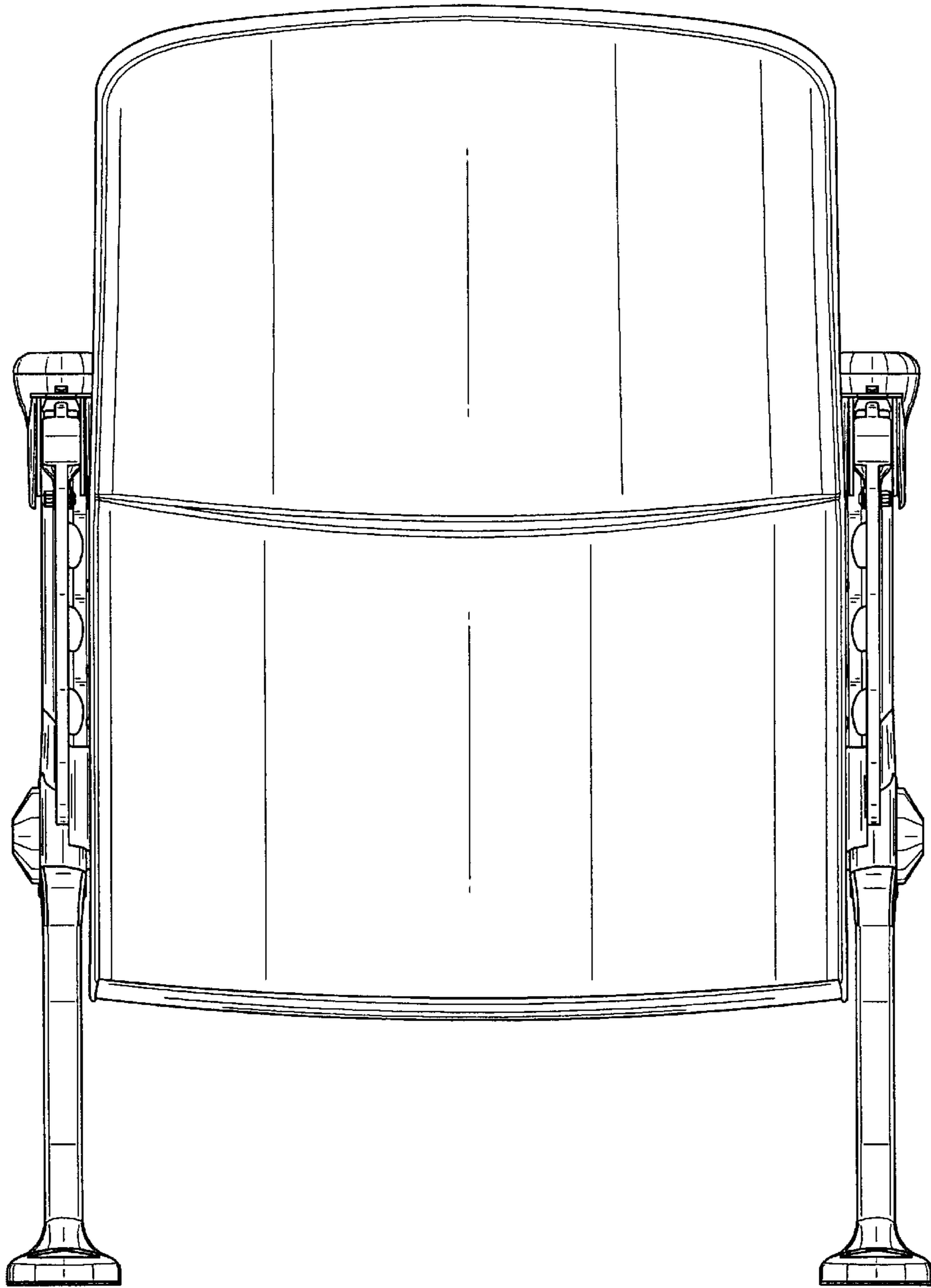


FIG. 5