



US00D483190S

(12) **United States Design Patent**  
**Richardson**

(10) **Patent No.:** **US D483,190 S**

(45) **Date of Patent:** **\*\* Dec. 9, 2003**

(54) **STORAGE SEAT**

D432,322 S \* 10/2000 Mandell ..... D6/336

(75) Inventor: **Jed Richardson**, Batavia, IL (US)

\* cited by examiner

(73) Assignee: **Suncast Corporation**, Batavia, IL (US)

*Primary Examiner*—Doris V. Coles

(\*\*) Term: **14 Years**

*Assistant Examiner*—Mimosa De

(74) *Attorney, Agent, or Firm*—McHale & Slavin, P.A.

(21) Appl. No.: **29/174,030**

(57) **CLAIM**

(22) Filed: **Jan. 10, 2003**

The ornamental design for a storage seat, as shown and described.

(51) **LOC (7) Cl.** ..... **06-01**

**DESCRIPTION**

(52) **U.S. Cl.** ..... **D6/336**

FIG. 1 is a front elevational view of the storage seat of the invention;

(58) **Field of Search** ..... D6/334, 335, 336, D6/370, 338, 381, 397, 432, 440; D21/521; 297/188.01, 188.04, 188.08, 188.09, 188.1, 232; 108/37, 38, 39

FIG. 2 is a left side view of the storage seat of FIG. 1;

FIG. 3 is a rear elevational view of the storage seat of FIG. 1;

(56) **References Cited**

**U.S. PATENT DOCUMENTS**

- D161,172 S \* 12/1950 Greene ..... D6/338
- D204,401 S \* 4/1966 McCartney ..... D6/440
- D321,613 S \* 11/1991 Gandy ..... D6/440
- D427,788 S \* 7/2000 Paul ..... D6/336


FIG. 4 is a right side view of the storage seat of FIG. 1;

FIG. 5 is a top plan view of the storage seat of FIG. 1;


FIG. 6 is a bottom plan view of the storage seat of FIG. 1; and,

FIG. 7 is a perspective view of the storage seat of the invention taken from the front and right.

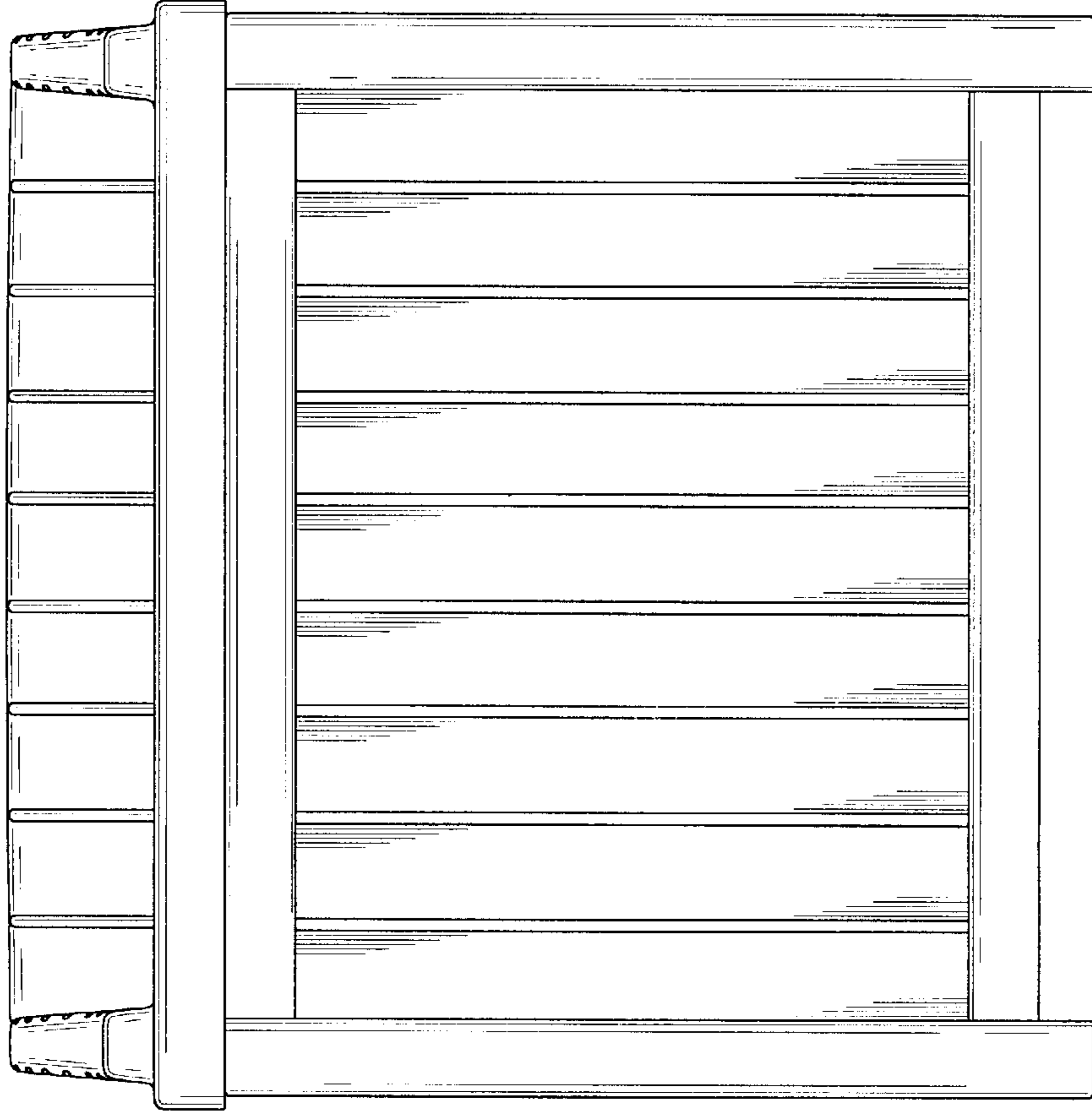
**1 Claim, 4 Drawing Sheets**




*FIG. 2*




*FIG. 1*




*FIG. 4*




*FIG. 3*



*FIG. 5*



*FIG. 6*



*FIG. 7*

