



US00D483170S

(12) **United States Design Patent**
Harbaugh

(10) **Patent No.:** **US D483,170 S**

(45) **Date of Patent:** **** Dec. 2, 2003**

(54) **DECORATIVE URN**

(75) Inventor: **Kenneth A. Harbaugh**, Douglasville,
GA (US)

(73) Assignee: **Southern Sales & Marketing Group,**
Inc., Atlanta, GA (US)

(**) Term: **14 Years**

(21) Appl. No.: **29/183,196**

(22) Filed: **Jun. 6, 2003**

Related U.S. Application Data

(62) Division of application No. 29/171,631, filed on Nov. 26,
2002.

(51) **LOC (7) Cl.** **99-00**

(52) **U.S. Cl.** **D99/5**

(58) **Field of Search** D99/1, 5; 27/1-10;
206/423; 248/27.8; D11/121, 133, 143,
145, 146, 150, 151, 152, 154, 157, 164

(56) **References Cited**

U.S. PATENT DOCUMENTS

D7,599 S * 7/1874 Wesche D11/150

D213,450 S * 3/1969 Black D11/150
D213,971 S * 4/1969 Black D11/150
D344,839 S * 3/1994 May et al. D99/5
D367,242 S * 2/1996 Deelen D11/148
D374,842 S * 10/1996 Poor et al. D11/143
D454,241 S * 3/2002 Robinson D99/5
D455,099 S * 4/2002 Chung D11/151

* cited by examiner

Primary Examiner—Paula A. Mortimer

(74) *Attorney, Agent, or Firm*—Kilpatrick Stockton LLP

(57) **CLAIM**

The ornamental design for a decorative urn, substantially as shown.

DESCRIPTION

FIG. 1 is a perspective view showing a second embodiment of the decorative urn;
FIG. 2 is a front view thereof;
FIG. 3 is a rear view thereof;
FIG. 4 is a left side view thereof;
FIG. 5 is a right side view thereof;
FIG. 6 is a top view thereof; and,
FIG. 7 is a bottom view thereof.

1 Claim, 6 Drawing Sheets





Fig. 1




Fig. 2




Fig. 3




Fig. 4




Fig. 5




Fig. 6

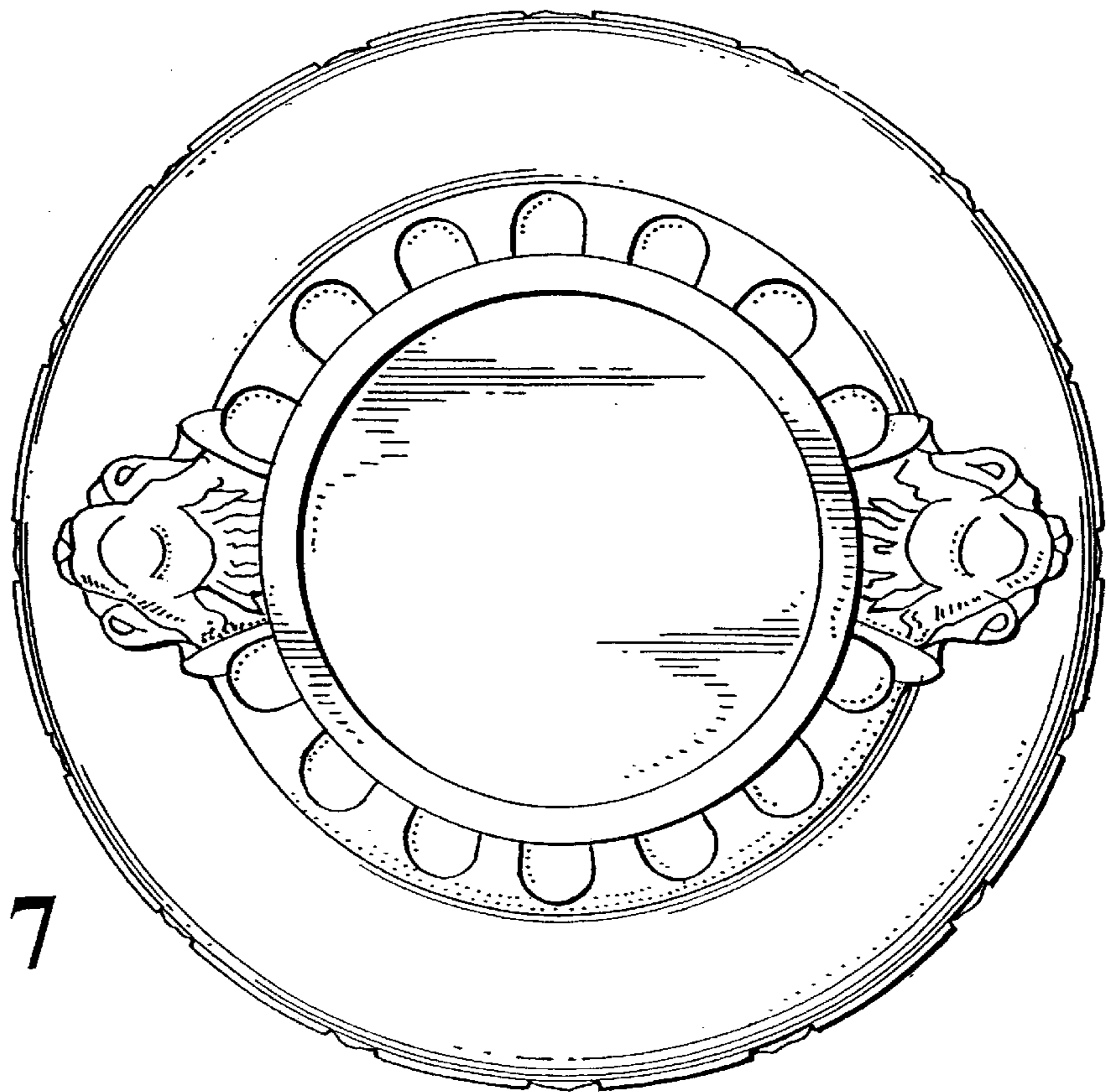


Fig. 7