



US00D483161S

(12) **United States Design Patent** (10) **Patent No.:** **US D483,161 S**
Stern (45) **Date of Patent:** **** Dec. 2, 2003**

(54) **SWIMMING POOL BRUSHING DISK**

6,112,354 A * 9/2000 Stoltz et al. 15/1.7

(76) Inventor: **Michael Alan Stern**, 1010 N. Maclay Ave., San Fernando, CA (US) 91340

* cited by examiner

(**) Term: **14 Years**

Primary Examiner—Ian Simmons
Assistant Examiner—Robert A. Delehanty
(74) *Attorney, Agent, or Firm*—Albert O. Cota

(21) Appl. No.: **29/167,804**

(57) **CLAIM**

(22) Filed: **Sep. 23, 2002**

The ornamental design for a swimming pool brushing disk, as shown and described.

(51) **LOC (7) Cl.** **15-05**

(52) **U.S. Cl.** **D32/25**

(58) **Field of Search** D32/1, 15, 25,
D32/40; D4/102, 137; D8/499, 62, 70;
15/1.7, 28

DESCRIPTION

FIG. 1 is a side elevational view of a swimming pool brushing disk attached to a typical pool vacuum cleaner. The disk has a vinyl upper surface and a lower surface consisting of a woven fabric pile. The pool vacuum cleaner is shown in broken lines for illustrative purposes only and forms no part of the claimed invention;

FIG. 2 is a top plan view shown on an enlarged scale thereof; FIG. 3 is a bottom plan view shown on an enlarged scale thereof; and,


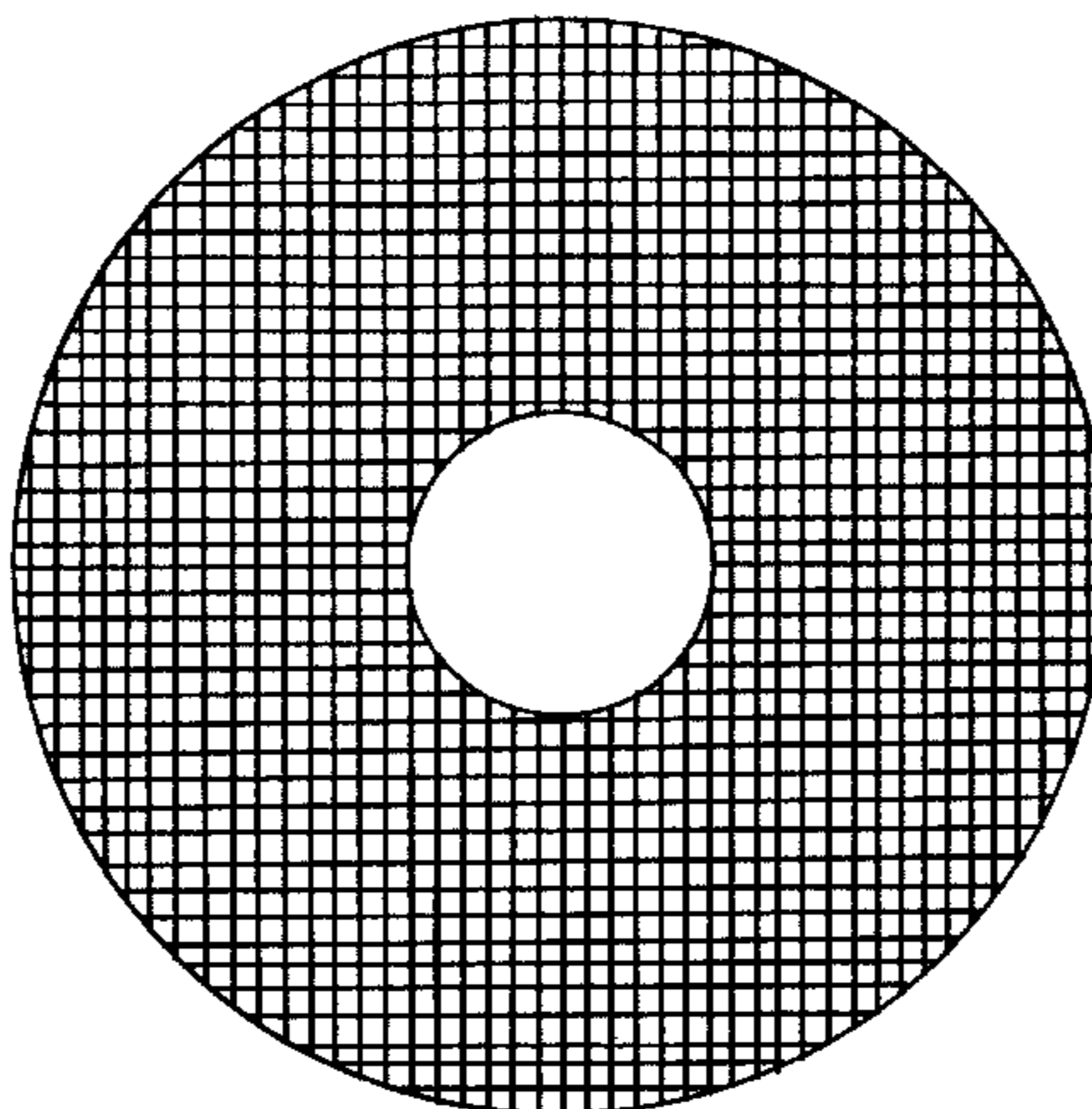
FIG. 4 is a right side elevational view shown on an enlarged scale thereof, the left side, the top side and the bottom side elevational views being mirror images.

(56) **References Cited**

U.S. PATENT DOCUMENTS

4,193,156 A	*	3/1980	Chavier	15/1.7
4,530,125 A	*	7/1985	Hofmann	15/1.7
4,949,419 A	*	8/1990	Kallenbach	15/1.7 X
D315,236 S	*	3/1991	Kraselsky et al.	D32/40
D330,151 S	*	10/1992	Fisher	D8/62
5,433,985 A	*	7/1995	Atkins	15/1.7 X
D394,594 S	*	5/1998	Chung	D8/62
D411,424 S	*	6/1999	Saito	D8/62

1 Claim, 3 Drawing Sheets



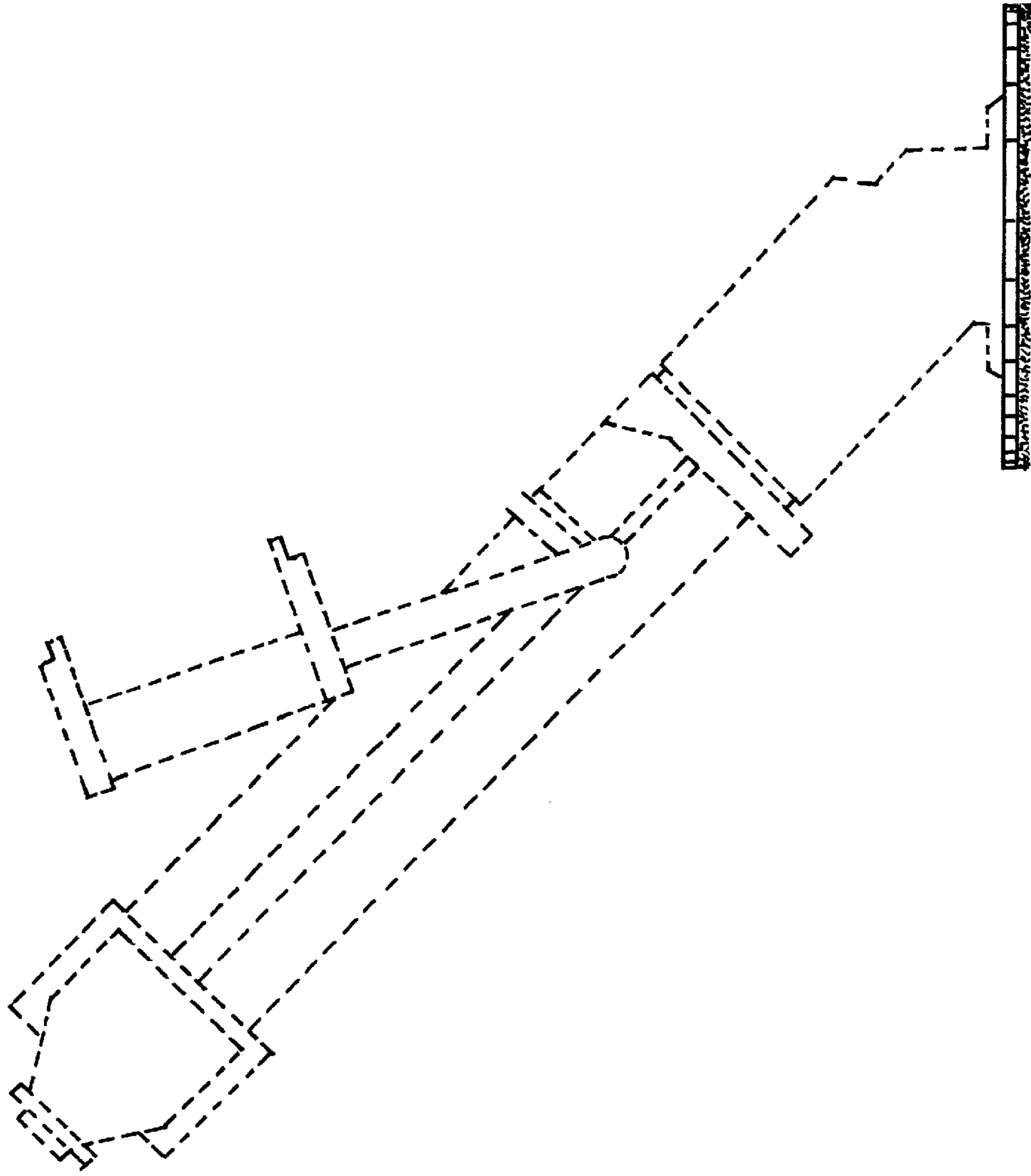


Fig. 1

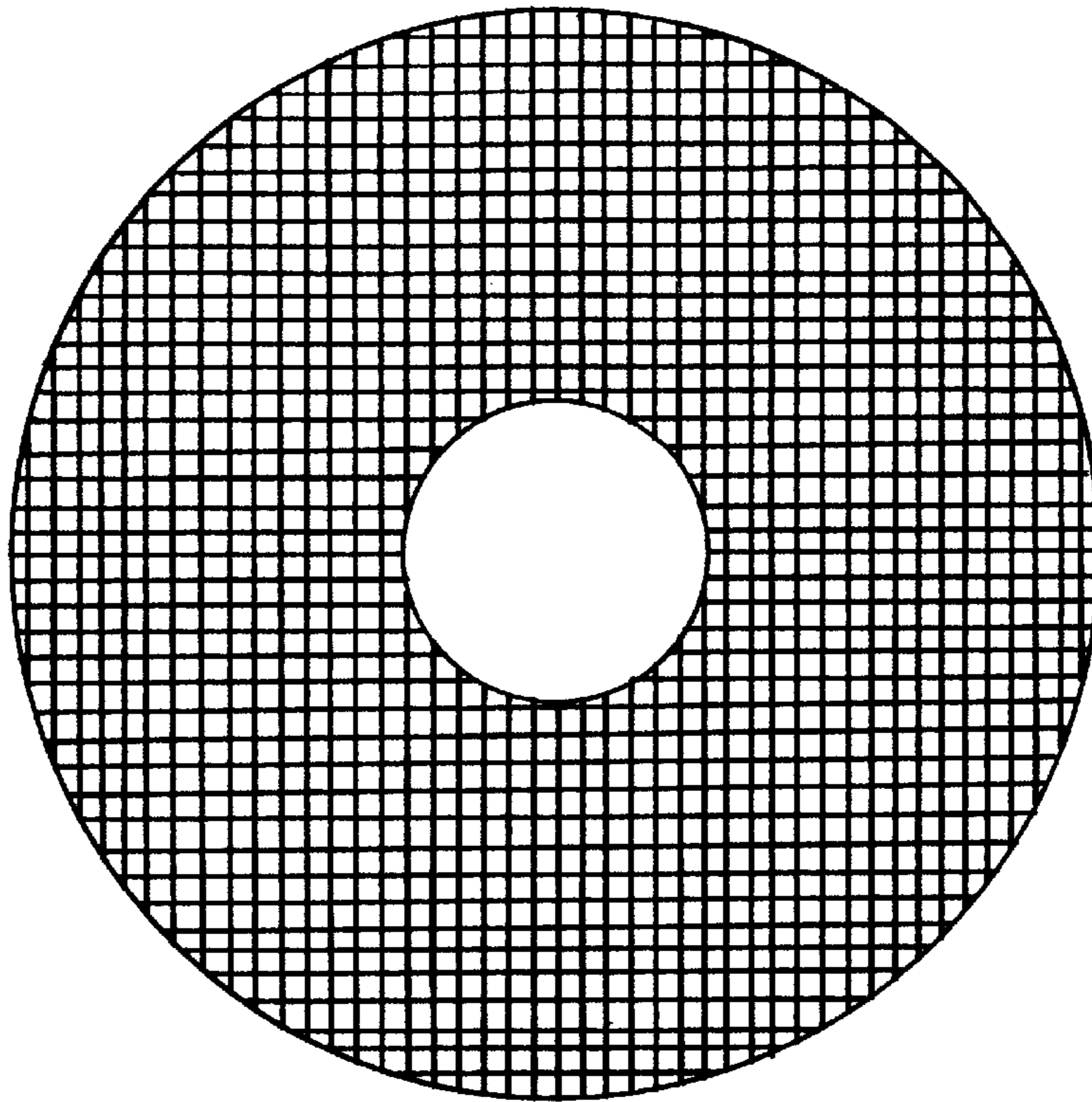


Fig. 2




Fig. 3



Fig. 4