



US00D483153S

(12) **United States Design Patent**  
**Jan**

(10) **Patent No.:** **US D483,153 S**

(45) **Date of Patent:** **\*\* Dec. 2, 2003**

(54) **EYEBROW MAKEUP DEVICE**

D175,259 S \* 8/1955 Johnson et al. .... D28/55  
5,914,062 A \* 6/1999 von der Heyde ..... 294/99.2  
6,033,421 A \* 3/2000 Theiss et al. .... 606/186

(76) Inventor: **Ling Li Jan**, c/o Percy International  
Patent Corp., P.O. Box 1-79, Taipei  
(TW)

\* cited by examiner

(\*\*) Term: **14 Years**

*Primary Examiner*—Jennifer Rivard

(21) Appl. No.: **29/169,830**

(57) **CLAIM**

(22) Filed: **Oct. 28, 2002**

The ornamental design for an eyebrow makeup device, as shown.

(51) **LOC (7) Cl.** ..... **28-03**

**DESCRIPTION**

(52) **U.S. Cl.** ..... **D28/55; D28/9**

(58) **Field of Search** ..... D28/55, 7, 9; 606/210,  
606/211, 133, 186; 294/99.2; D24/144;  
81/9.22

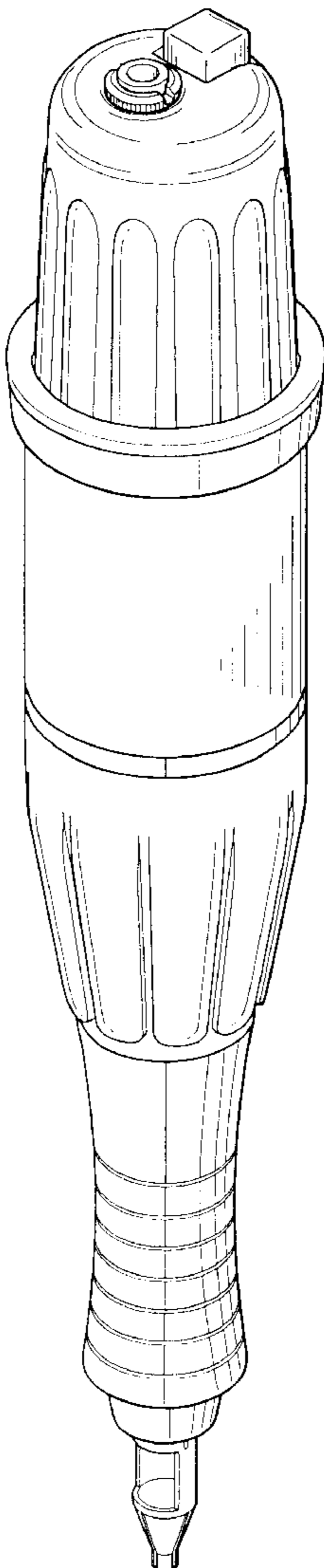
FIG. 1 is a perspective view of this invention;  
FIG. 2 is a front view thereof;  
FIG. 3 is a rear view thereof;  
FIG. 4 is a left view thereof;  
FIG. 5 is a right view thereof;  
FIG. 6 is a top view thereof; and,  
FIG. 7 is a bottom view thereof.

(56) **References Cited**

**U.S. PATENT DOCUMENTS**

D171,264 S \* 1/1954 Peterson et al. .... D28/55

**1 Claim, 4 Drawing Sheets**



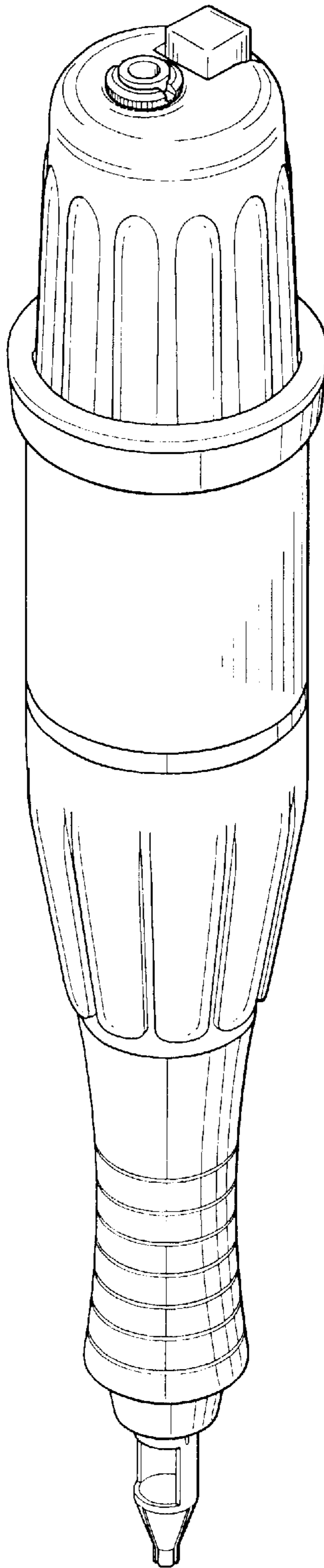


FIG. 1

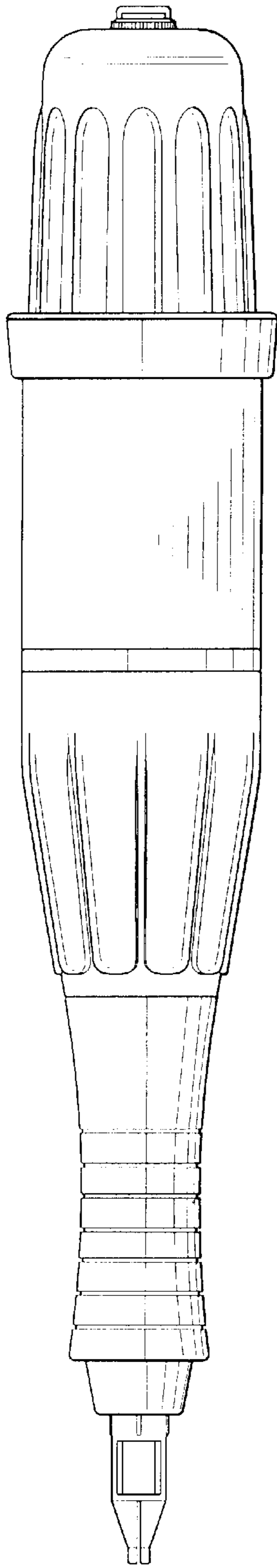


FIG. 2

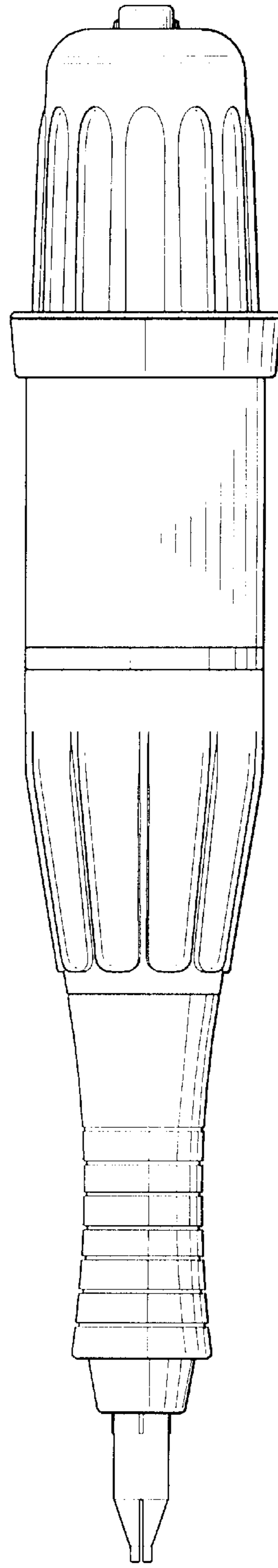


FIG. 3

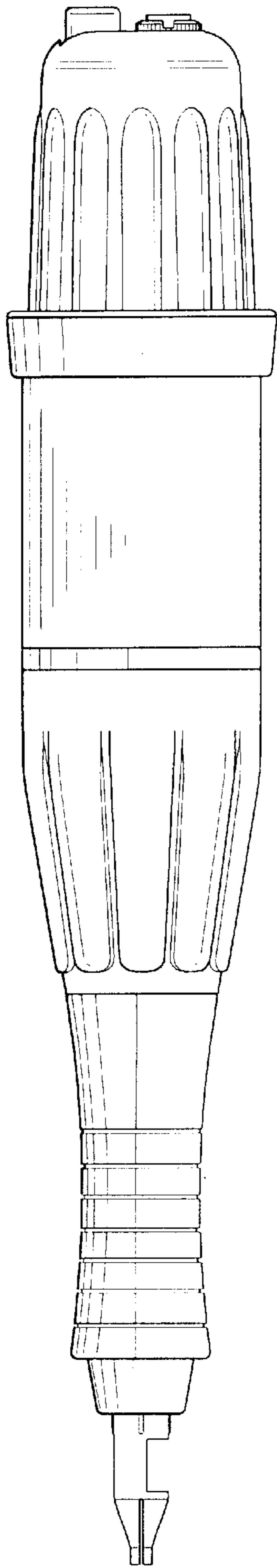


FIG. 4

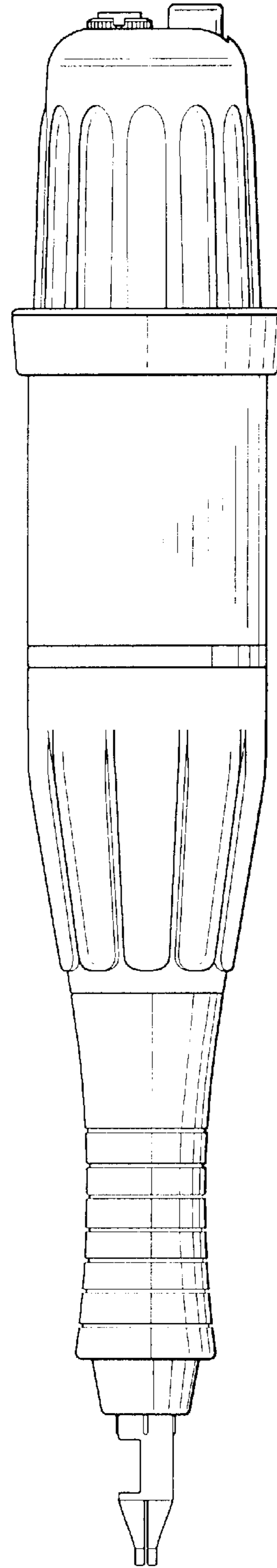


FIG. 5

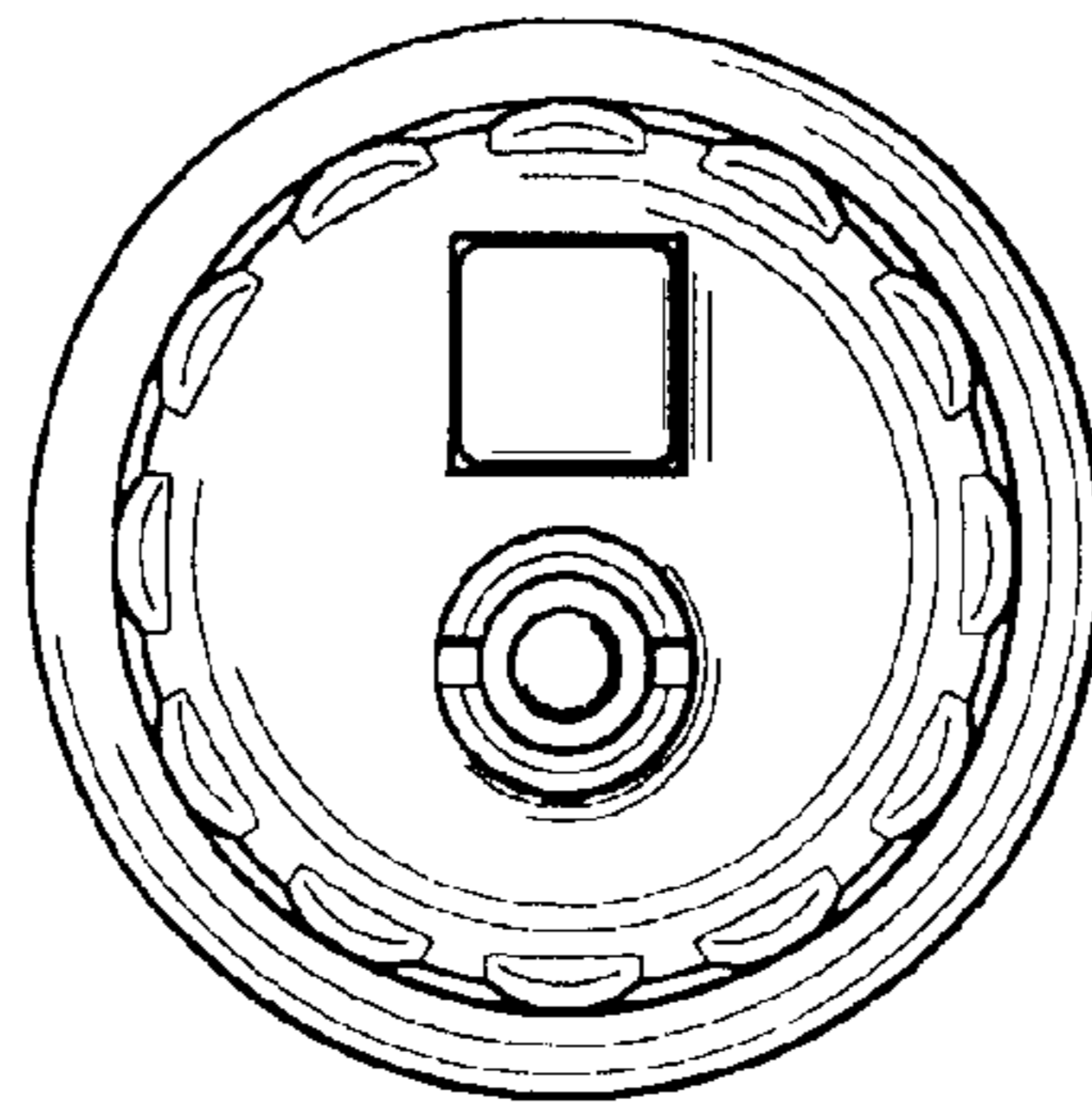


FIG. 6




FIG. 7