



US00D483152S

(12) **United States Design Patent** (10) **Patent No.:** **US D483,152 S**
Martinuzzo et al. (45) **Date of Patent:** **** Dec. 2, 2003**

(54) **HAND DRYER**

FOREIGN PATENT DOCUMENTS

(75) Inventors: **Steven Martinuzzo**, North Melbourne (AU); **John Magree**, North Melbourne (AU); **Stewart Marshall**, North Melbourne (AU); **Simon Andresen**, North Melbourne (AU)

GB 1 405 960 9/1975 A47F/1/10
WO WO 97/45049 12/1997 A47K/10/48

OTHER PUBLICATIONS

(73) Assignee: **MacDonald Johnston Engineering Co., Pty Ltd.**, Clayton North (AU)

Web page www.macdonald-johnston.com.au, JD MacDonald—hand dryers—Australia’s equipment, fixtures, bathroom equipment, (printed off the internet on Feb. 13, 2002).

(**) Term: **14 Years**

* cited by examiner

(21) Appl. No.: **29/153,835**

Primary Examiner—Lucy Lieberman
(74) *Attorney, Agent, or Firm*—Sheridan Ross PC

(22) Filed: **Nov. 6, 2001**

(57) **CLAIM**

(51) **LOC (7) Cl.** **28-03**

The ornamental design for a hand dryer, as shown and described.

(52) **U.S. Cl.** **D28/54.1**

(58) **Field of Search** D28/54.1, 58,
D28/12; 34/266, 201, 202; 392/381, 380;
D23/357, 361, 385

DESCRIPTION

(56) **References Cited**

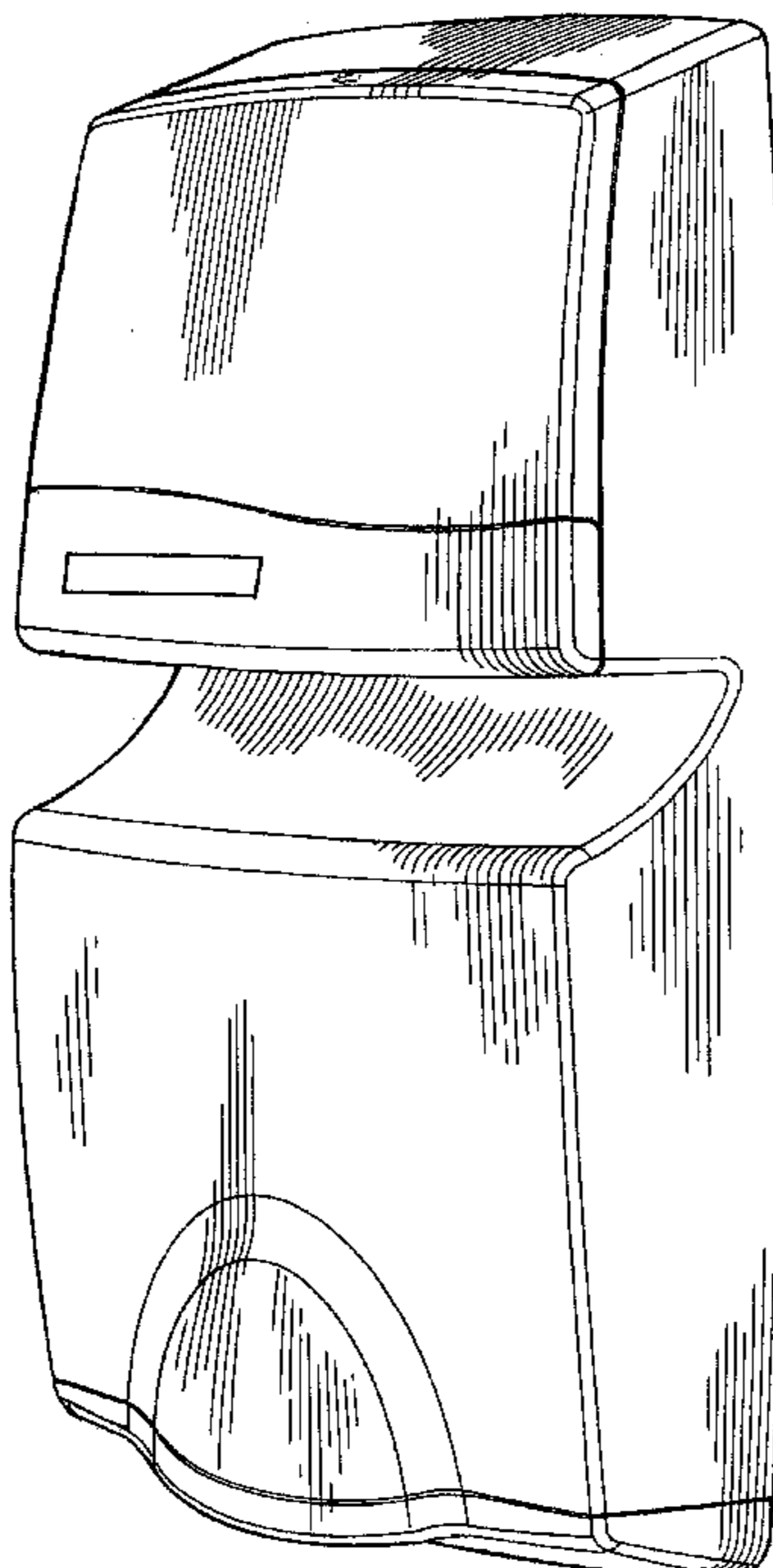
U.S. PATENT DOCUMENTS

2,651,705	A	*	9/1953	Clemens	392/381
2,714,151	A	*	7/1955	Becker	392/381
D191,819	S	*	1/1961	Griffin	D28/54.1
D211,245	S	*	6/1968	Ball	D28/54.1
D220,180	S	*	3/1971	Griffin	D28/54.1
4,707,933	A	*	11/1987	Keck et al.	392/381
D302,871	S	*	8/1989	Keck et al.	D28/54.1
5,442,867	A		8/1995	Robinson	34/90
5,727,579	A		3/1998	Chardack	134/95.2
D415,857	S	*	10/1999	Ayre	D28/54.1
5,992,430	A		11/1999	Chardack et al.	134/115 G
6,131,587	A		10/2000	Chardack et al.	134/95.2

FIG. 1 is a front perspective view of a hand dryer;
FIG. 2 is a front view of the hand dryer illustrated in FIG. 1;
FIG. 3 is a left side view of the hand dryer illustrated in FIG. 1;
FIG. 4 is a right side view of the hand dryer illustrated in FIG. 1;
FIG. 5 is a top view of the hand dryer illustrated in FIG. 1;
and,
FIG. 6 is a bottom view of the hand dryer illustrated in FIG. 1.

The broken lines in the drawings are for illustrative purposes only and do not form part of the claimed design.

1 Claim, 6 Drawing Sheets



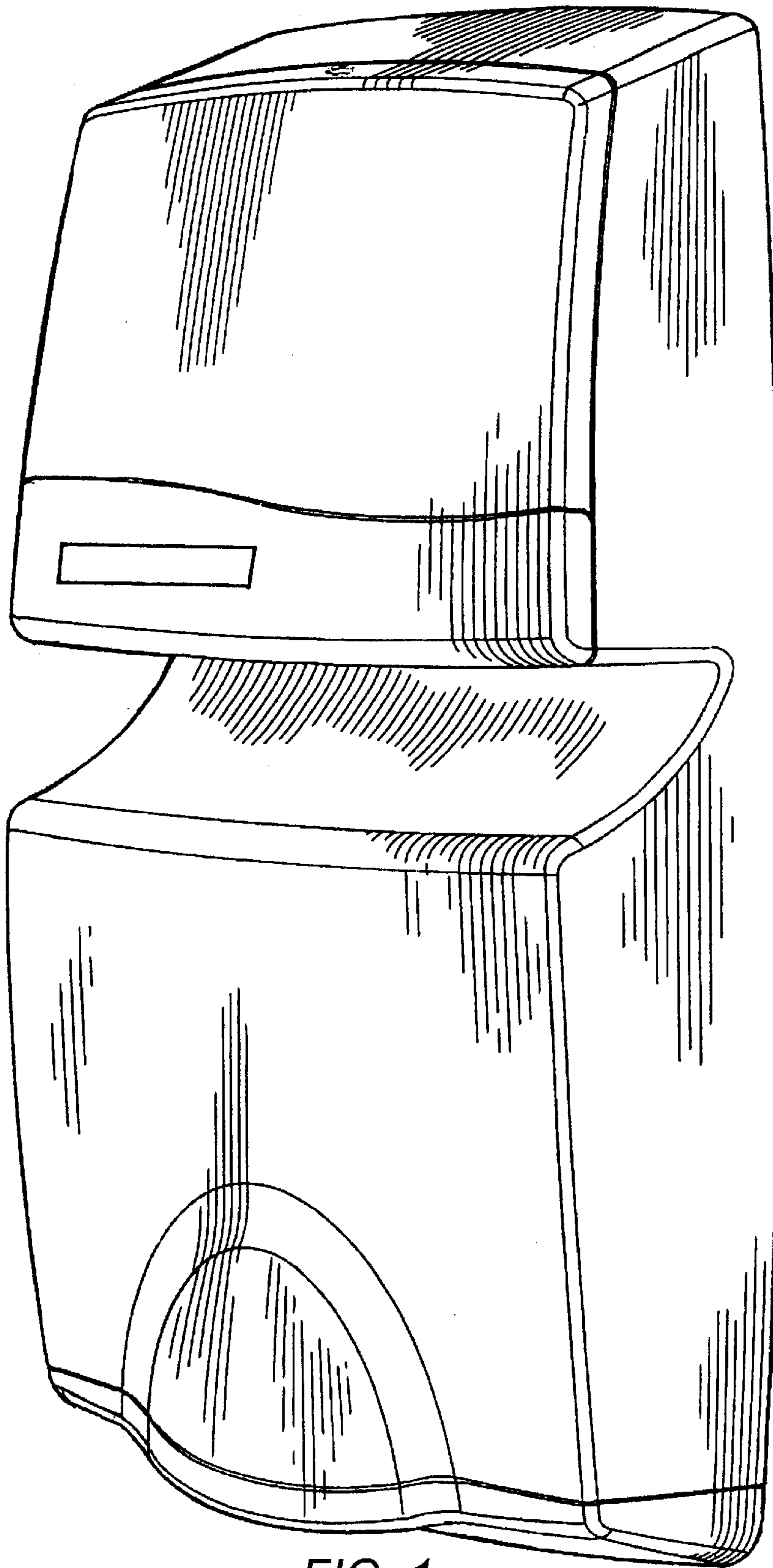


FIG. 1

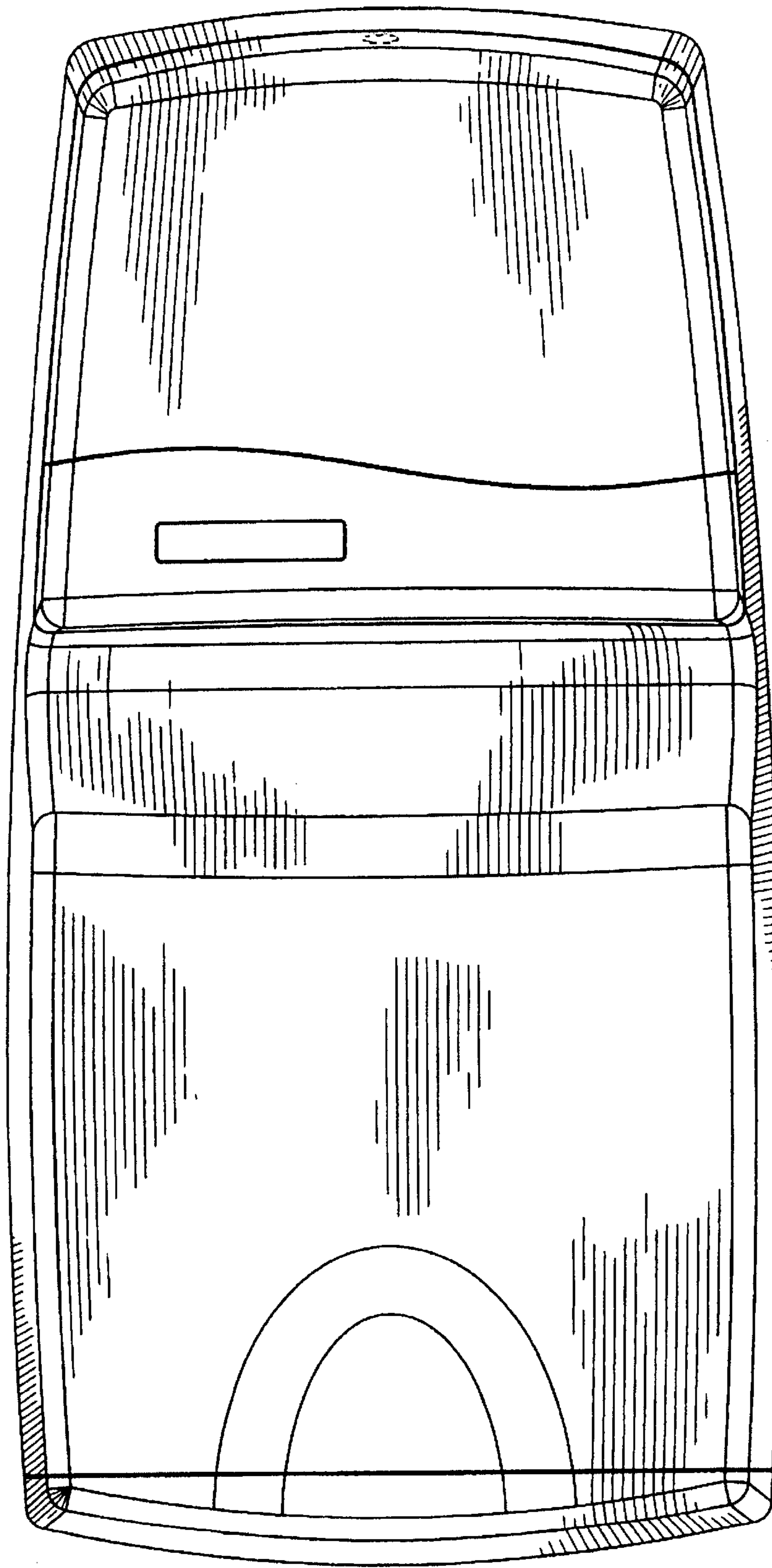


FIG. 2

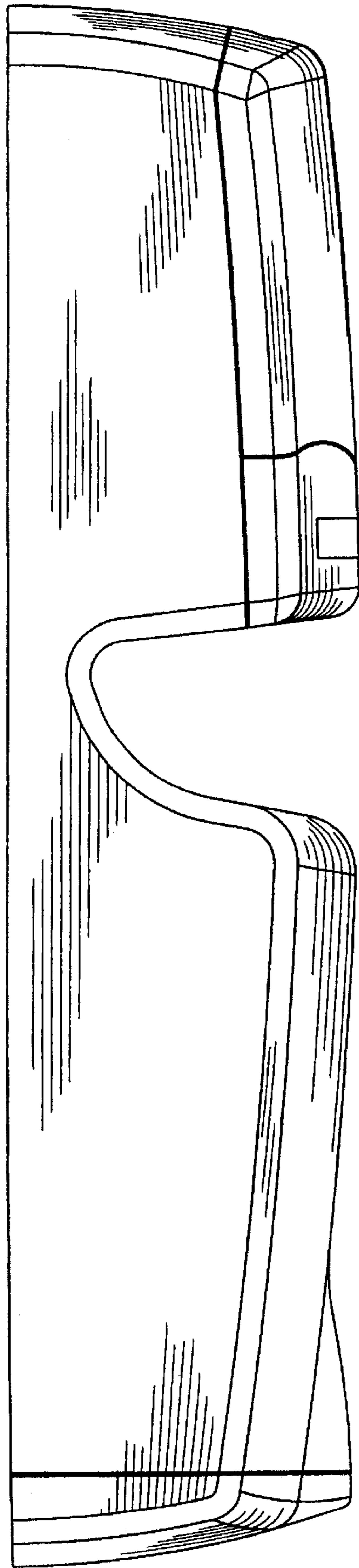
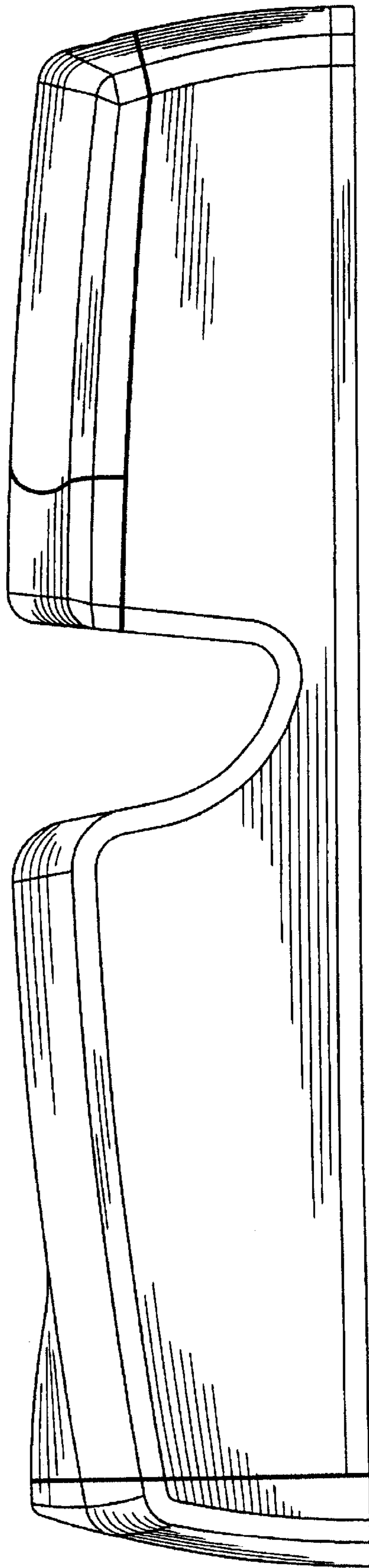


FIG. 3

FIG. 4



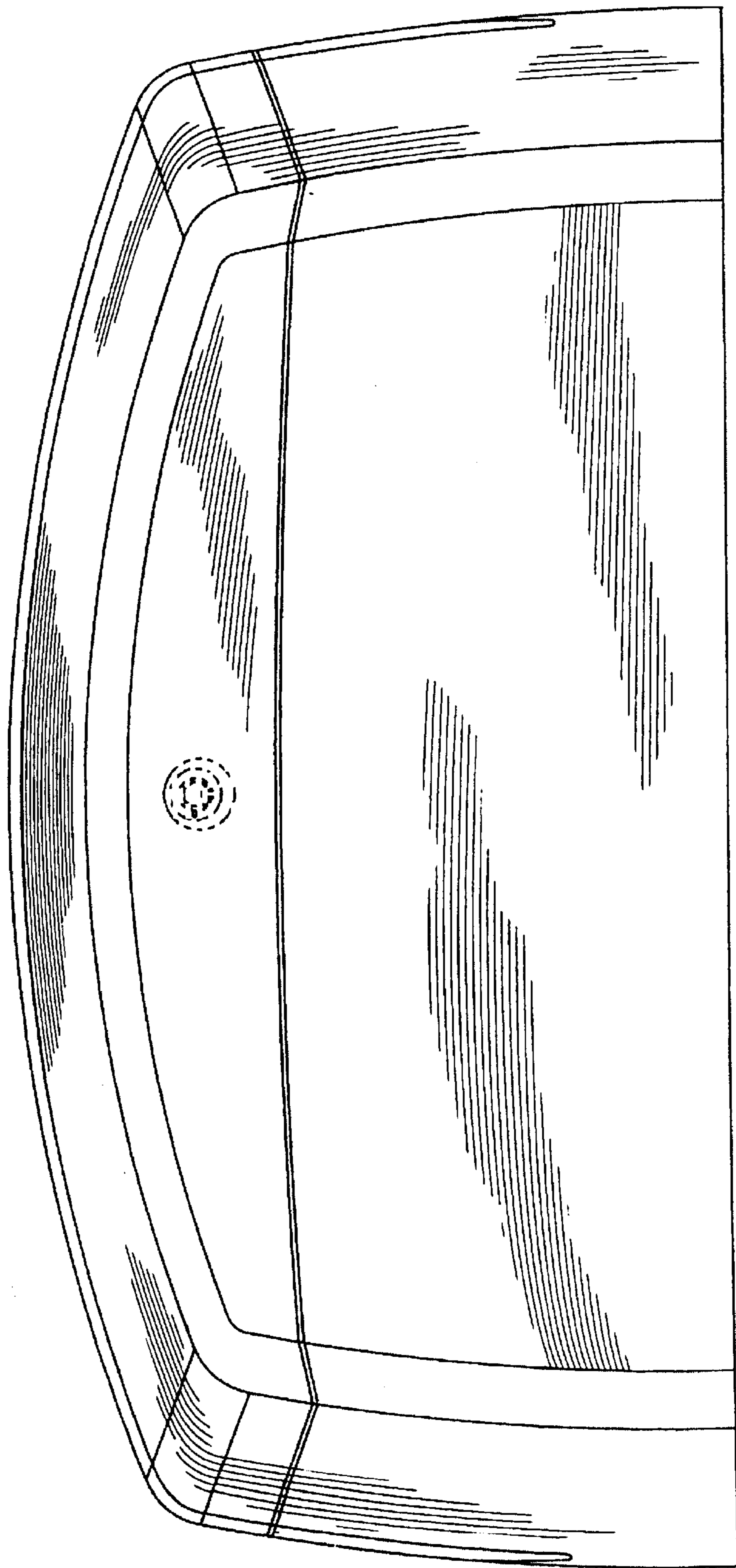


FIG. 5

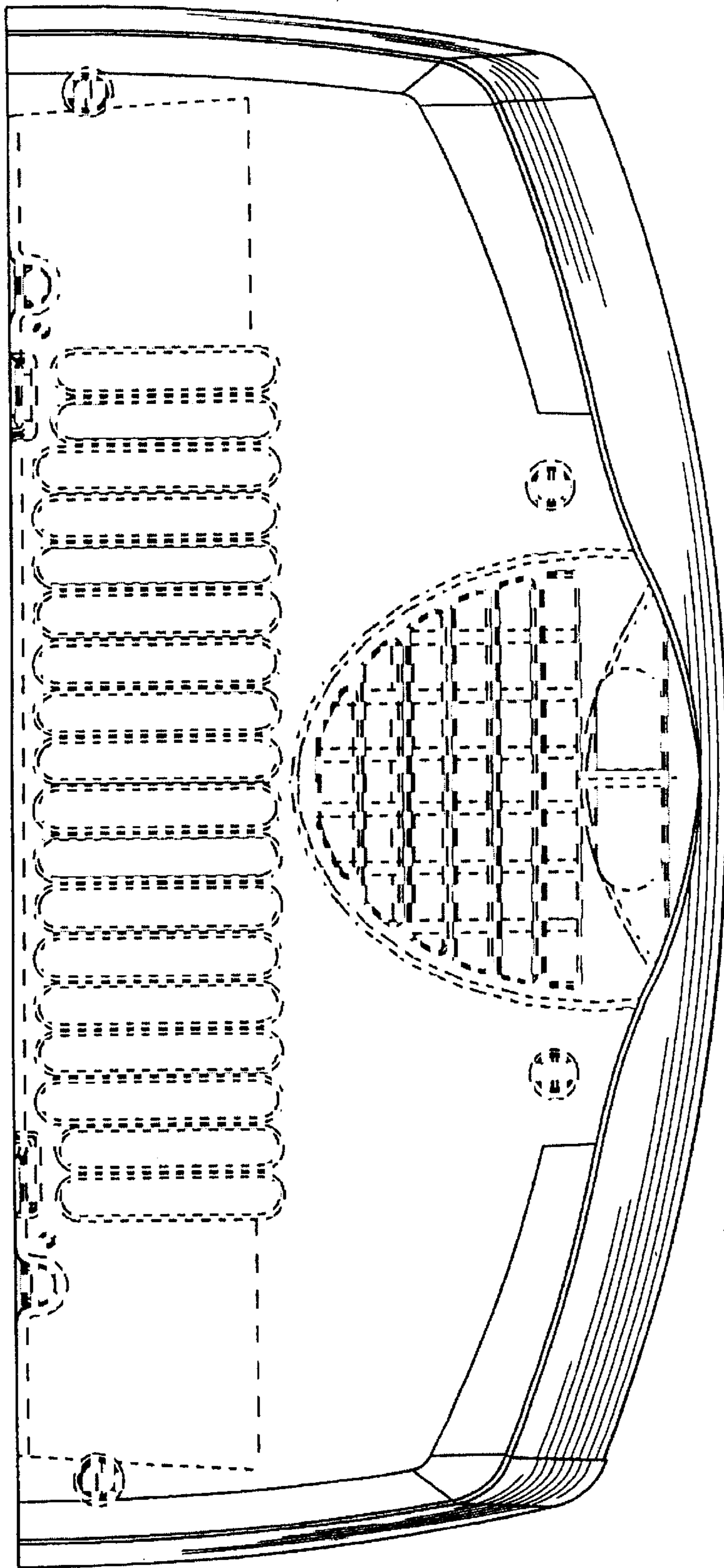


FIG. 6