



US00D483145S

(12) **United States Design Patent**
Cohon

(10) **Patent No.:** **US D483,145 S**

(45) **Date of Patent:** **** Dec. 2, 2003**

(54) **LAMP**

D240,322 S * 6/1976 Staub D26/43

(76) **Inventor:** **Richard Cohon**, 600 Summit Ave.,
Hackensack, NJ (US) 07601

* cited by examiner

(**) **Term:** **14 Years**

Primary Examiner—Pamela Burgess

Assistant Examiner—Linda Brooks

(74) *Attorney, Agent, or Firm*—Kirschstein, et al.

(21) **Appl. No.:** **29/155,652**

(57) **CLAIM**

(22) **Filed:** **Feb. 13, 2002**

The ornamental design for a lamp, as shown and described.

(51) **LOC (7) Cl.** **26-03**

(52) **U.S. Cl.** **D26/93**

(58) **Field of Search** D26/51, 58, 43,
D26/93, 102-112; D6/449; 362/145, 147,
153, 153.1, 217, 221, 223, 410-414, 551,
431, 559, 565, 576; 248/125.8, 200.1

DESCRIPTION

FIG. 1 is a perspective view of a lamp according to my new design;

FIG. 2 is a top plan view of the lamp of FIG. 1 on an enlarged scale;

FIG. 3 is a front elevational view of the lamp of FIG. 1;

FIG. 4 is a right side elevational view of the lamp of FIG. 1, the left side being a mirror image; and,

FIG. 5 is a rear elevational view of the lamp of FIG. 1.


(56) **References Cited**

U.S. PATENT DOCUMENTS

2,942,829 A * 6/1960 Stiffel 248/200.1 X

3,072,784 A * 1/1963 Mann 362/223

1 Claim, 3 Drawing Sheets



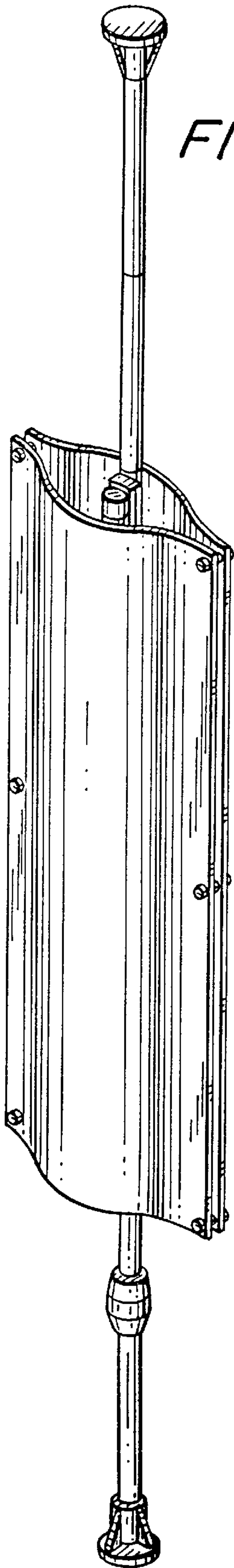


FIG. 1

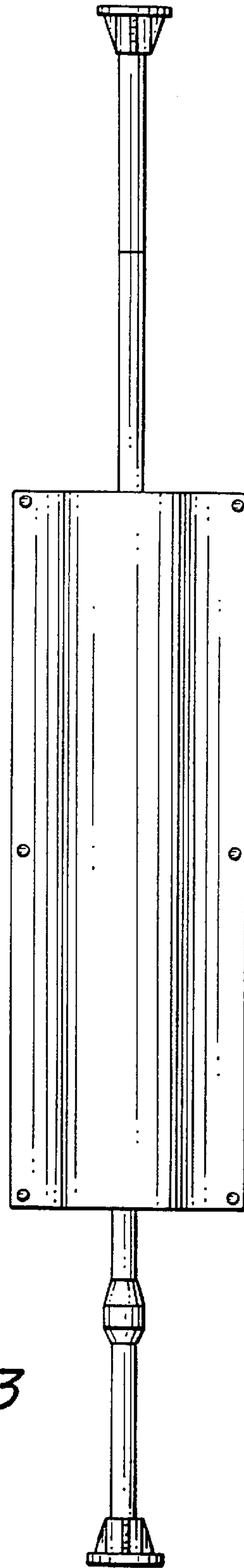


FIG. 3

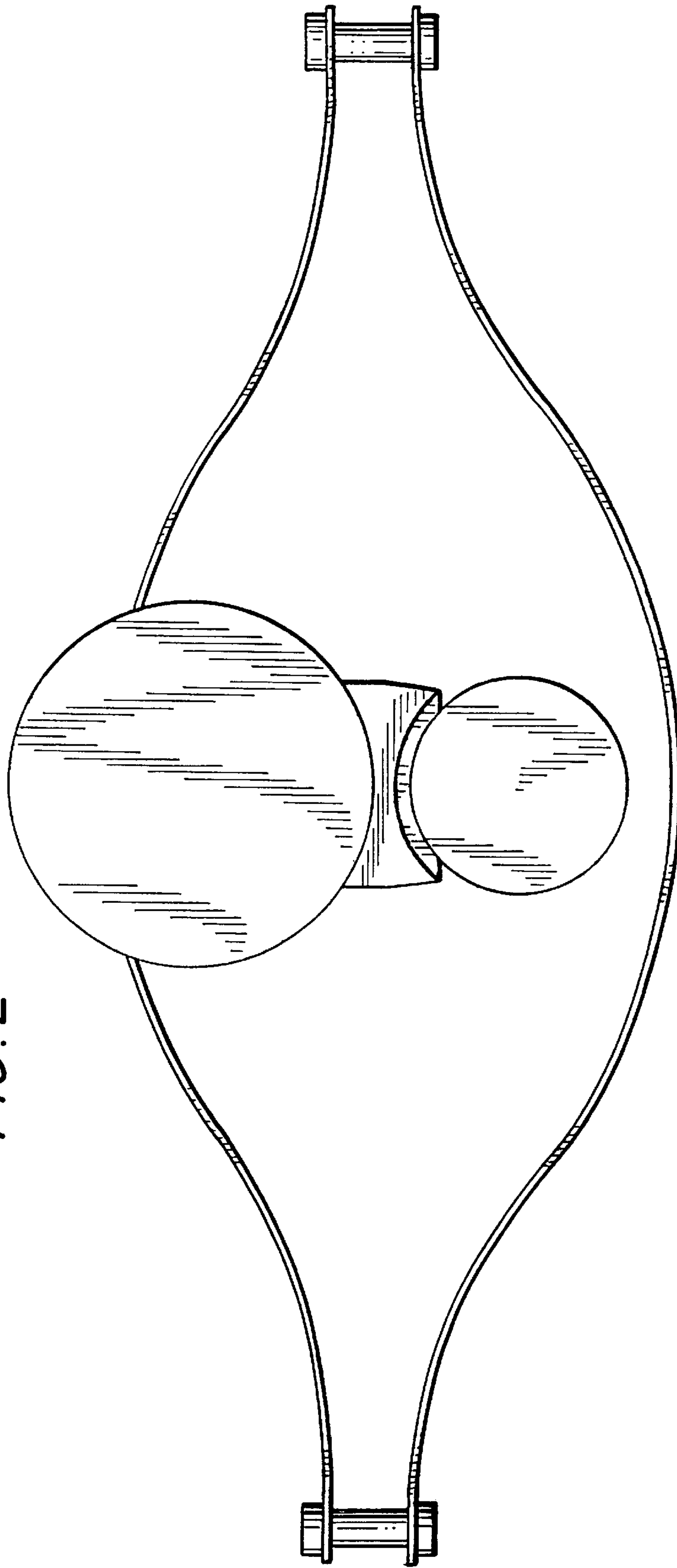


FIG. 2

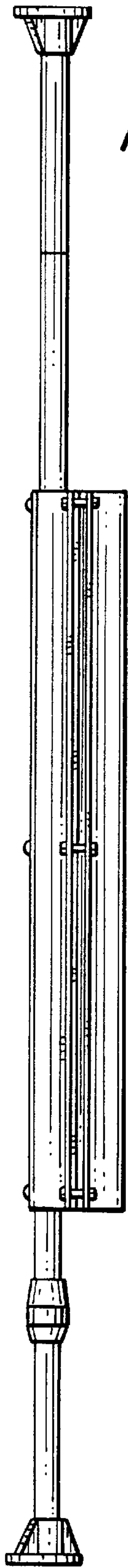


FIG. 4

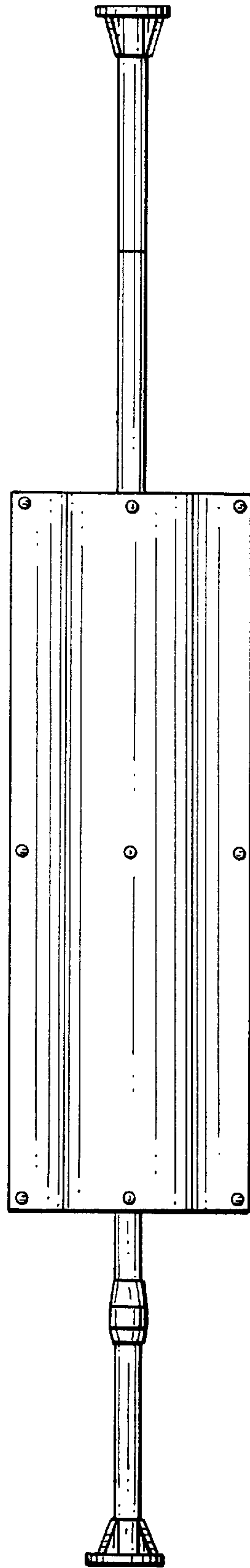


FIG. 5